

17 - DESIGNAZIONE

17 - DESIGNATION

17 - BEZEICHNUNG

17 - DESIGNATION

RIDUTTORE / GEAR UNIT
GETRIEBE / REDUCTEUR

AS 30 D P 65.80 _ 080 B5 B3

OPZIONI / OPTIONS
OPTIONEN / OPTIONS

LO (AS 45 ... AS 90)
PV (AS 16 ... AS 90)



POSIZIONE DI MONTAGGIO / MOUNTING POSITION
EINBAULAGEN / POSITION DE MONTAGE

AS_P B3 (default); B6; B7; B8; V5; V6

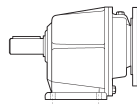
AS_F B5 (default); B51; B53; B52; V1; V3



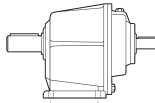
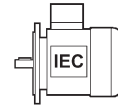
FLANGIA ATTACCO MOTORE / MOTOR MOUNTING
MOTOR BAUFORM / BRIDE MOTEUR

B5

DESIGNAZIONE INGRESSO / INPUT CONFIGURATION
BEZEICHNUNG DER ANTRIEBSSEITE / DESIGNATION ENTREE



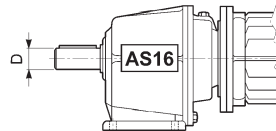
063	132
071	160
080	180
090	200
100	225
112	



HS

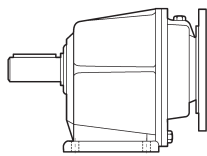
Ø ALBERO / SHAFT / ANTRIEBSWELLE / ARBRE
(solo / only / nur für / seulement AS 16)

— (Ø16 default)
D14 (Ø14 option)



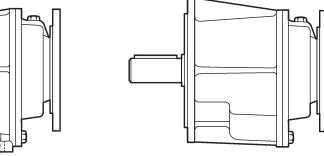
RAPPORTO / GEAR RATIO
ÜBERSETZUNG / RAPPORT DE REDUCTION

FORMA COSTRUTTIVA / VERSION / BAUFORM / FORME DE CONSTRUCTION



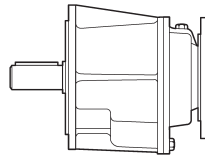
P

(AS16...AS90)



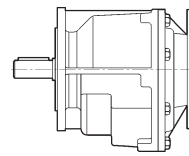
PR

(AS25-AS30)



F

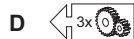
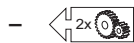
(AS16...AS90)



R

(AS25-AS35)

RIDUZIONI / REDUCTIONS / GETRIEBESTUFEN / ETAGES DE REDUCTION

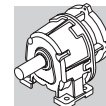









GRANDEZZA / FRAME SIZE / BAUGRÖSSE / TAILLE

16, 20, 25, 30, 35, 45, 55, 60, 80, 90

SERIE / GEARBOX TYPE / GETRIEBETYP / TYPE DU REDUCTEUR

AS



Designazione motore	Motor designation	Motor bezeichnung	Designation moteur
	MOTORE / MOTOR MOTOR / MOTEUR	FRENO / BRAKE BREMSE / FREIN	
BN	80B	4	230/400-50
	CLF	B5	FD
		10	R
			SB
			220SA
		
			OPZIONI OPTIONS OPTIONEN OPTIONS 
			ALIMENTAZ. FRENO BRAKE SUPPLY BREMSVERSORGUNG ALIMENTATION FREIN 
			TIPO ALIMENTATORE RECTIFIER TYPE GLEICHRICHTERTYP TYPE ALIMENTATEUR NB, SB, NBR, SBR 
			LEVA DI SBLOCCO FRENO BRAKE HAND RELEASE BREMSHANDLÜFTUNG LEVIER DE DEBLOCAGE FREIN R, RM 
			COPPIA FRENANTE / BRAKE TORQUE BREMSMOMENT/ COUPLE FREIN   
			TIPO FRENO / BRAKE TYPE BRESENTYP / TYPE DE FREIN FD, FA, BA
			FORMA COSTRUTTIVA / MOTOR MOUNTING BAUFORM / FORM DE CONSTRUCTION B5
			CLASSE ISOLAMENTO / INSULATION CLASS ISOLIERUNGSKLASSE / CLASSE ISOLATION CL F standard CL H option
			TENSIONE - FREQUENZA / VOLTAGE - FREQUENCY SPANNUNG - FREQUENZ / TENSION - FREQUENCE
			NUMERO DI POLI / POLE NUMBER / POLZAHL / N.bre POLES 2, 4, 6, 2/4, 2/6, 2/8, 2/12, 4/6, 4/8
			GRANDEZZA MOTORE / MOTOR SIZE / MOTOR-BAUGRÖSSE / TAILLE MOTEUR 63A...280M
			TIPO MOTORE / MOTOR TYPE / MOTORTYP / TYPE MOTEUR BN