


BANDO



***Industrial Power
Transmission Products***

www.bandousa.com

Table of Contents

Reference Information		2
Distribution, Service and Sales		3
V-Belt Products	Preview Page	Price Page
Power Ace® (3V, 5V, 8V)3	.17
Power King® (A, B, C, D, E)4	.18
Power Ace® Cog (3VX, 5VX)4	.22
Power King® Cog (AX, BX, CX)4	.23
Power Ace® Combo (3V, 5V, 8V)5	.25
Power King® Combo (B, C, D)5	.27
Power Ace® Aramid Combo V-Belts (8VK)5	.30
Power Ace® Cog Combo (3VX, 5VX)5	.31
Power Max® Variable Speed6	.32
Rib Ace® (J, L, M)6	.36
Double V (AA, BB, CC)7	.38
Duraflex GL® Cog (2L)7	.40
Duraflex GL® FHP (3L, 4L, 5L)8	.40
Duraflex VC® and DC8	.43
Ultrapower AG™ KC Belts (A, B)9	.44
Metric (XPZ/SPZ, XPA/SPA, XPB/SPB, SPC)9	.46
Banfex® (3M, 5M, 7M, 11M)10	.49
Banfex® Combo (5MS, 7MS, 11MS)10	.51
Synchro-Link® Timing Belt Products11	
Synchro-Link® Single Sided Timing Belts		
Synchro-Link® STS Timing Belts - Neoprene (Metric) (STS2M, STS3M, STS4.5M, STS5M, STS8M, STS14M)11	.54
Synchro-Link® HPS Timing Belts - Neoprene (Metric) (HPS5M, HPS8M, HPS14M)12	.66
Synchro-Link® KPS II Timing Belts - Polyurethane (Metric) (KPS8M, KPS14M)13	.71
Synchro-Link® HT Timing Belts - Neoprene (Metric) (3M, 5M, 8M, 14M)13	.73
Synchro-Link® Timing Belts - Neoprene (RMA) (MXL, XL, L, H, XH, XXH)14	.79
Synchro-Link® Timing Belts - Polyurethane (RMA) (XL, L)14	.92
Synchro-Link® Timing Belts - Polyurethane (Metric) (T2.5, T5, T10)14	.94
Synchro-Link® Double Sided Timing Belts		
Synchro-Link® Double Sided Timing Belts - Neoprene (RMA) (DXL, DL, DH)15	.98
Synchro-Link® Double Sided Timing Belts - Polyurethane (RMA) (DMXL, DXL)15	.104
Synchro-Link® Double Sided Timing Belts - Polyurethane (Metric) (DT5, DT10)15	.106
Open Ended Timing Belts108
Synchro-Link® Timing Belt Pulleys		
STS MPB Timing Belt Pulleys (S8M, S14M)16	.109
Synchro-Link® STS TL® Timing Belt Pulleys (S8M, S14M)16	.111
Synchro-Link® HT Timing Belt Pulleys	.16	
MPB (5M, 8M, 14M)113
QD® (5M, 8M, 14M)114
Synchro-Link® MPB Timing Belt Pulleys (XL, L, H)16	.119
Synchro-Link® QD® Timing Belts Pulleys (L, H)16	.123
Synchro-Link® TL® Timing Belts Pulleys (L, H)16	.126
Bushings		
QD® & TL®128
Belt Racks42
Belt Sleeves41
Belt Troubleshooting Guide134
Installation and Maintenance Tools39
Manufacturers Brand Name Reference135
Minimum Recommended Pulley Sizes85, 116
Minimum Recommended Sheave Diameters25, 37, 43
Power King® and Power Ace® Combo Mandrel Program29
Preventative Maintenance121
Product Warranty2
Rebore, Keyway and Set Screw Alterations119
Specialty Application Synchro-Link® Belts101
Synchro-Link® Belt Handling93
Synchro-Link® Operating Conditions91
Synchro-Link® Sleeve Program107
Tensioning for Synchro-Link® STS, HPS and KPS II Timing Belts72
Tensioning for Synchro-Link® HT Timing Belts77
Tensioning Information133
Useful Formulas for V-Belt Drives136
V-Belt Installation132

QD® is a registered trademark of Emerson Electric.
Taper-Lock® and TL® are registered trademarks of Reliance Electric.

Reference Information

Service Express

1-800-829-6612

Place an order, request technical assistance, discuss commercial issues – our knowledgeable team of inside sales professionals is prepared to handle your orders, inquiries or special requirements promptly, courteously and efficiently. **Service Express** hours are 7:00 A.M. through 6:00 P.M. CST.

Message Express

1-800-733-3672

BANDO's **Message Express** is your real time communication link to any one of BANDO's field sales representatives, inside sales representatives, product specialists, engineering support personnel or any member of BANDO's management team.

If you don't know your party's extension, **Message Express** will assist you in connecting to the individual with whom you wish to communicate.

Web Page

Visit our web site at www.bandousa.com for information on products, purchasing options, "What's New" at BANDO and to review our privacy statement.

Email

Contact us via email at: serviceexpress@bandousa.com

Looking for the "e-dress" of a specific individual – request that information via email (above), **Message Express** (above) or phone 630-773-6600 and our receptionist will give you that information.

BAN/SET[®]

BANDO's proprietary **BAN/SET**[®] system is your assurance that all belts shown with the **BAN/SET**[®] designation will match all other belts of the same size and type. **BAN/SET**[®] eliminates cumbersome, complex and time consuming matching systems, reduces inventory and simplifies order procedures.

Application Exclusions

For safety reasons, BANDO belts may not be designed into, applied on, or sold as replacements for any of the following applications:

- Aircraft (propeller or rotor) drive systems or any inflight accessory system drives.
- Any type of "lift system" for personnel or product that relies solely on the belt for support without an appropriate "fail safe" type of backup support system(s).

Static Conductivity

All BANDO belts labeled "*static conductive*" will meet the Rubber Manufacturers Association (RMA) requirements for static conductivity. Belts not marked "*static conductive*" may not meet the Rubber Manufacturers Association (RMA) requirements for static conductivity.

For specific applications requiring static conductive belts, consult your BANDO sales representative or BANDO headquarters in Itasca, IL for static conductive certification and installation instructions.

Specifications

BANDO USA, Inc. reserves the right to modify, improve and/or enhance product design, specifications, dimensions and materials at any time without obligation for replacement or refund on any products or parts thereof which may be in any customers' possession at the time such changes become effective.

All dimensions shown in this catalog are for *reference purposes only* and are subject to change without notice. Where space requirements are critical, consult BANDO for certified specifications.

The BANDO Product Warranty

BANDO USA, Inc. warrants its products against defects in material and workmanship, under normal use and service, for a period of one year from date of shipment. BANDO's obligation under this warranty is limited to repairing or furnishing a similar product without charge. BANDO shall have the option of requiring the return of the defective material, transportation prepaid, to establish the claim. All claims must be made in writing. No allowances will be made for repairs or alterations without BANDO's written consent or approval. BANDO shall not in any event be liable for any special indirect or consequential damage. THERE IS NO IMPLIED WARRANTY OF MERCHANTABILITY OR FITNESS FOR A PARTICULAR PURPOSE.

Zip

+7(812) 642-58-00

sale@planetazip.ru

Stocking Distributors

BANDO USA, Inc. markets their products through over 500 stocking distributors located throughout North and South America.

These Distributors are serviced and supplied by BANDO distribution centers that are strategically located to provide optimum service levels on a local market basis.

Design Engineering and Application Assistance

Assistance in drive design, application or general engineering support is always available through your BANDO distributor, your BANDO sales representative or by contacting BANDO USA, Inc.

Whether your request is for a complex drive application or for basic information on any BANDO product, we will be pleased to assist you.

Pricing

All prices in this catalog are list. For actual purchase price, contact your BANDO stocking distributor. All list prices are in USD and are subject to change without notice.

BANDO Field Sales Representatives

BANDO USA Inc.'s team of sales representatives have an average of 20 years field sales experience per man. These are experienced power transmission specialists who work for and with BANDO distributors. For the name and location of the BANDO distributor nearest you, or the name of your BANDO sales representative, contact BANDO via:

SERVICE EXPRESS 1-800-829-6612
www.bandousa.com

Power Ace®



BAN/SET®

BANDO's Power Ace® narrow profile V-belt transmits power more efficiently and effectively, delivering higher horsepower ratings than classical cross section belts. BANDO's Power Ace® should be considered for any new drive application, as they can transmit the same load as classical belts in 1/2 to 2/3 the space.

- The special bias cut angle of the cover fabric reduces stress as the belt bends around sheaves, lowering heat build up that shortens belt life.
- Extra strong polyester cords are treated for fatigue, stretch resistance and adhesion to assure the longest possible belt life.
- The rubber compound of the body is engineered to maintain structural uniformity while maintaining the flexibility to reduce heat build up.
- Meets RMA standards for oil and heat resistance and static conductivity.

Refer to page 17 for size and list price information.

Power King®




BAN/SET®

BANDO's continuous improvements in materials, design and manufacturing methods make the Power King® classical cross section belt the workhorse of industry.

- Bias cut, rubber impregnated fabric cover provides superior flexibility and friction resistance. Oil and heat resistant.
- Ultra high strength polyester cords assure fatigue resistance and length stability while providing the flexibility needed to attain long, trouble-free service.
- Specially compounded rubber body reduces heat build-up while giving firm support to the cords, maintaining uniform load distribution.
- Meets RMA standards for oil and heat resistance and static conductivity.

Refer to pages 18 through 21 for size and list price information.

Power Ace® Cog and Power King® Cog



BAN/SET®

Studies have determined that using BANDO Power King® Cog and Power Ace® Cog V-belts can save substantial dollars on energy consumption. The precision molded raw edge cogged construction transfers power with much greater efficiency, allowing for smaller sheave sizes and increased power transmission capabilities.

- The bias cut cover stock provides lateral stability across the width of the belt while allowing axial flexibility.
- Stability is assured through the use of **BANPRENE**® cushion stock that maintains cord integrity, assuring uniform distribution of load transmission.
- The fiber loaded cogged construction provides optimum flexibility and minimizes heat build-up.
- Meets RMA standards for oil and heat resistance and static conductivity.

Refer to pages 22 through 24 for size and list price information.

Power Ace® Combo, Power King® Combo and Power Ace® Aramid Combo



BAN/SET®


To resolve problem applications where belts are flipping over or jumping out of the sheaves, utilize BANDO's series of Combo belts. The tie band assures lateral rigidity and guides the belts into the sheave grooves.

- The tie band, reinforced with high strength transverse tensile cords, is fully oil and heat resistant and permanently welds the individual belts together.
- Combos utilize the premium quality Power King® and Power Ace® belts, with all of their features and benefits.
- Assures equal load distribution in drives where high shock or pulsating loads cause belts to whip, flip over or jump out of the sheave grooves.
- Combos are ideal for use on vertical shaft drives.
- Meets RMA standards for oil and heat resistance and static conductivity.

Power Ace® Aramid Combo belts are constructed with high modulus aramid cords to maintain length stability and to withstand severe shock loads, making them ideally suited for oil, gas, aggregate and lumber industry applications.

Refer to pages 25 through 30 for size and list price information.

Power Ace® Cog Combo




BAN/SET®

Power Ace® Cog Combo combines the superior load carrying capacity of the Power Ace® Cog belt with the banded construction of BANDO's Combo series to provide an exceptional belt for troublesome applications. The tie band assures lateral rigidity and guides the belts into the sheave grooves.

- The tie band, reinforced with high strength transverse tensile cords, is fully oil and heat resistant and permanently welds the individual belts together.
- Power Ace® Cog Combos utilize the premium quality Power Ace® Cog belts, with all of their features and benefits.
- Provide belt stability in drives where high shock or pulsating loads cause belts to whip, flip over, or jump out of the sheave grooves.
- Assure equal load distribution.
- Power Ace® Cog Combos are ideal for use on vertical shaft drives.
- Meets RMA standards for oil and heat resistance and static conductivity.

Refer to page 31 for size and list price information.

Power Max[®]



Because Power Max[®] belts are wide in proportion to their thickness, they must have extreme crosswise rigidity to keep them from dishing in. This dishing would cause the tensile cords to become misaligned, leading to uneven speed control and excessive wear on the cords, causing premature failure.

- Power Max[®] belts provide lengthwise flexibility to bend around small sheave diameters without excess strain that would shorten belt life.
- Tough polyester cords won't fatigue, even with repeated shock loads. Cords are specially treated to resist stretch and carry high horsepower loads.
- Transversely aligned fiber reinforcement in the belt cogs assures crosswise rigidity and flexibility to reduce heat build up and minimize cracking.
- Meets RMA standards for oil and heat resistance and static conductivity.

Refer to pages 32 through 35 for size and list price information.

Rib Ace[®]



BANDO's Rib Ace[®] is an ultra thin, extremely flexible belt with the versatility to handle heavy, high speed industrial applications like machine tools, as well as light duty, slower applications such as exercise equipment.

- Able to utilize very small sheaves, allowing for speed ratios up to 40 to 1.
- Smooth, vibration-free performance ideally suited for consumer goods applications like clothes dryers.
- Rib Ace[®] belts can be used in serpentine drive configurations with small backside idlers, making for compact design.
- Rib Ace[®] belts improve performance on 1/8 turn, 1/4 turn and mule drives.

Refer to pages 36 and 37 for size and list price information.

Double V




Serpentine drives with one or more reverse bends which require power to be transmitted from both sides of the belt can put extra stress on belt components. BANDO's Double V dual-direction flexibility assures long life - as much as 40% more than traditional Double V-belts.

- Ideally suited to handle tough applications such as agricultural, textile and printing machinery.
- High strength polyester tensile cords provide superior length stability and fatigue resistance. Cords are bonded together chemically to the body of the belt to prevent separation and to assure long service life.
- The upper and lower sections of the belt are compounded for extra flexibility to allow the belt to bend easily in both directions.
- Designed for low heat build up to extend belt life.
- Meets RMA standards for oil and heat resistance and static conductivity.

Refer to pages 38 and 39 for size and list price information.

Duraflex GL[®] Cog



Duraflex GL[®] combines cogged construction with polyurethane material to provide a belt supremely suited for light duty 2L fractional horsepower drives. Clean room environments, food processing and textile machinery all benefit from the elimination of "black dust" common to conventional FHP belts.

- Polyurethane construction is ten times more oil resistant than rubber and provides super clean operation. It won't absorb lubricants and swell like rubber belts.
- Strong polyester tensile cords are placed with extreme accuracy to distribute horsepower loads uniformly for long belt life. Specially treated cords assure no-stretch, no-wobble performance even in high speed, severe shock load applications.
- Duraflex GL[®] Cog available only in 2L cross section.

Refer to page 40 for size and list price information.

Duraflex GL®

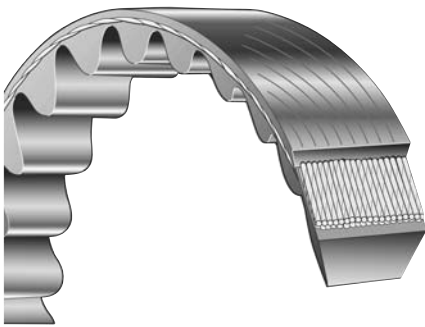


Duraflex GL® V-belts are specifically designed for shorter center distance, high speed fractional horsepower drives. Common applications include HVAC equipment and appliances.

- Oil, heat and ozone resistant bias cut, rubber impregnated fabric cover protects inner components for long life.
- High strength polyester tensile cords provide maximum fatigue and stretch resistance. The cords are positioned, supported and protected by the insulation section for uniform load distribution.
- The special rubber compound in the body of the belt is formulated to flex around small sheaves and dissipate heat build up to extend belt life.
- Meets RMA standards for oil and heat resistance and static conductivity.

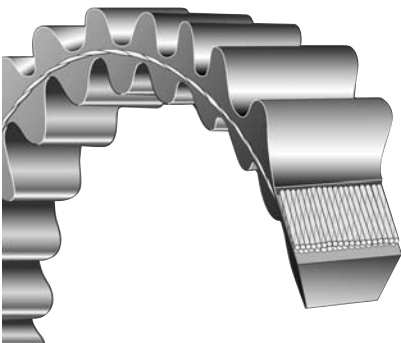
Refer to pages 40 through 42 for size and list price information.

Duraflex® VC (Cogged) and DC (Double Cog)




Duraflex® VC and DC are the most precise V-belts available. Because of their superior dimensional stability, Duraflex® VC and DC have half the center-to-center distance variation of conventional belts. This stability and exceptionally high coefficient of friction add up to minimal slippage. The polyurethane construction eliminates the black dust problem common in conventional belts.

- The polyurethane body is more stable, flexible and the non-conductive compound is highly resistant to lubricants with a minimal volume increase.
- Exclusive BANDO TETRON® cords are positioned with exact spacing to insure tensile strength and dimensional stability in high speed shock load applications.
- Cogged design provides maximum flexibility without sacrificing either strength or performance. Double cog construction allows you to scale down pulley size requirements. Cogs allow efficient operation in pulleys as small as 0.6" OD with virtually no slippage or heat build up.



Refer to page 43 for size and list price information.

Ultrapower AG™ KC*



Ultrapower AG™ KC is constructed specifically for those drives where a clutching function is essential to successful operation. Compounded to provide maximum durability during the clutching phase of operation, the KC's envelope, aramid fiber tension members and low profile design provide extended service life and superior flexibility to handle idler and reverse bend drive configurations typical of many power equipment applications.

- BANDO's KC envelope is designed specifically to handle the wear and tear of clutching applications. Bias cut, cross woven fabric is oil and heat resistant.
- Aramid fiber tensile cords transmit up to 20% more horsepower than traditional polyester construction. High modulus cords placed just above the neutral axis resist elongation, reducing or eliminating re-tensioning or expensive take-up mechanisms.
- The body of the KC is formulated to reduce heat buildup for a cooler running, longer lasting belt. The **BANPRENE®** compound balances firmness with flexibility to maintain cross sectional uniformity.

*Where clutching is not a requirement, select the Ultrapower AG™ K construction which has the same internal components as the KC design, only with a rubber impregnated fabric cover.

Refer to page 44 and 45 for size and list price information.

Metric V-Belts



In addition to belts manufactured to RMA (Rubber Manufacturers Association) standards, BANDO produces belts to European standard DIN 7753 and ISO4184. These standards are based on the metric system of measure and have different cross section designations. The Narrow Wedge profile allows for higher speed ratios, shorter center distances and more compact drives. They are direct replacements for belts on imported machinery and on domestic equipment for export.

- Oil and heat resistant bias cut envelope protects the belt's inner components against dirt, oil and heat. The bias cut **BANPRENE®** impregnated fabric provides lateral stability while permitting axial flexibility for operating around small pulley diameters.
- High density polyester tension members treated for fatigue and elongation resistance minimize maintenance costs.
- **BANPRENE®** compression section maintains tension member cross section uniformity while remaining flexible enough to reduce heat build up - one of the primary causes of premature belt failure.

Refer to pages 46 through 48 for size and list price information.

BanFlex[®]




The small cross section of the BanFlex[®] belts makes them the preferred choice where short center distances and small diameter sheaves are required on compact equipment designs. The 60° sidewall angle and precision molded, seamless construction allows for precise belt-to-sheave meshing in high speed applications up to 10,000 RPM.

- Precision cast, seamless polyurethane body for maximum power transmission capability at high speeds.
- Polyester tensile member is treated to insure length stability and insure superior resistance to fatigue.
- Polyurethane ribs dissipate heat and assure lateral rigidity while providing longitudinal flexibility.

Refer to pages 49 and 50 for size and list price information.

BanFlex[®] Combo



Ideally suited for short center distances and small diameter pulleys, BanFlex[®] Combos' banded construction minimizes or eliminates the turnover problem normally associated with small cross section belts. The ribbed construction provides superior flexibility while maintaining lateral stability.

- Precision molded, seamless polyurethane ribs provide maximum resistance to oil and traditional lubricants with virtually vibration free operation.
- Treated polyester tensile cords resist fatigue and stretch as well as providing exceptional length stability and drive uniformity.
- Polyamid tie band prevents belt whip under impulse loads.
- Polyurethane ribs on the back of the belt provide rigidity across the width of the belt and dissipate heat, leading to longer belt life.

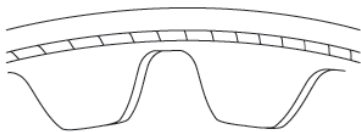
Refer to pages 51 through 53 for size and list price information.

Synchro-Link® Timing Belts

When synchronization of the driveN and driveR speed is required, Synchro-Link® Timing Belts give unsurpassed efficiency, economy and performance and are available in both inch (RMA) and metric dimensions. BANDO timing belts offer these advantages:

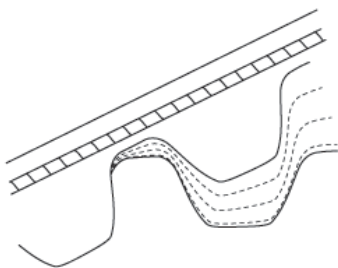
- **Popular Profiles** – Available in the high torque, low noise STS profile, the widely used HT curvilinear profile and the traditional Trapezoidal profile.
- **Non-Slip, Positive Performance** — Belt-pulley compatibility and close manufacturing tolerances assure that belt teeth mesh precisely with pulley grooves for constant output speed without skipping, vibration or speed variation.
- **Extremely energy efficient** - Studies by the US Department of Energy have found that synchronous belt drives are over 99% energy efficient, leading to lower operating costs.
- **Low Maintenance/Economical Operation** — Because timing belts do not require re-tensioning and, unlike gears or chain, require no lubrication, they are ideal for applications where maintenance is difficult and downtime is costly.
- **Low Tension Requirements** — The “tooth grip” principle of timing belts does not require high tension, so bearing loads are minimized, resulting in longer bearing and motor life.
- **Wide Range of Load Capacities and Speeds** — Design versatility makes timing belts the right choice for a variety of applications. Speeds can range from 1 to over 10,000 RPM; load carrying capacity can vary from fractional to hundreds of horsepower.
- **Space and Weight Savings** — Drives are compact because pulleys are small and center distances are short. Per horsepower transmitted, timing belts weigh only a fraction of alternative methods.
- **Clean, Quiet Operation** — Noise and vibration are kept to a minimum. Clean operation is ideal for contamination sensitive machines.

Synchro-Link® Super Torque Timing Belts



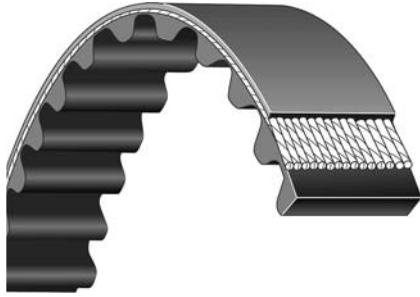
Due to its high power transmission capabilities, quiet, smooth running tooth meshing qualities, energy efficiency and reliability, the STS tooth profile is widely recognized by automotive design engineers as the preferred belt for overhead cam applications in most late model cars and trucks. These same qualities make this generation of synchronous belts ideal for today's high performance industrial applications.

As the tooth meshes with the pulley groove, the cord lay forms an almost true circle, minimizing the cantilever effect on the cords, resulting in reduced bending fatigue and longer service life.



Smooth tooth engagement and direct contact of the belt tooth and the pulley groove enable the belt to run quietly, even at high speeds.

Synchro-Link® STS Timing Belts




Unique modified curvilinear tooth form enables the STS belt to transmit greater loads than like-sized drives having the standard high torque tooth profile.

- Smoother tooth engagement and direct contact of belt tooth top with the pulley grooves enables the belt to run quietly - even at high speeds.
- As the tooth meshes with the pulley grooves, the cord lay forms an almost true circle, minimizing the cantilever effect on the cords, resulting in reduced bending fatigue and longer service life.
- No lubrication or re-tensioning required.
- Higher HP transmission capability can decrease the belt and pulley width, reducing the drive space envelope, resulting in a more compact machine design.

Refer to pages 54 through 65 for size and list price information.

High Performance STS Belts



Anticipating the demand for energy savings and higher horsepower transmission, BANDO developed our High Performance STS (HPSTS) belt, utilizing our time-proven technology and experience.

- High durometer oil and heat resistant, static conductive synthetic rubber protects against tooth deformation, minimizing fatigue.
- Tooth canvas provides a low coefficient of friction, lowering noise levels.
- This HPSTS belt achieves exceptionally higher power transmission - up to 2 times as high as conventional STS belts.
- Higher HP transmission minimizes the width of the belt, making system design as compact as possible.
- The narrower width of the belt and pulleys results in a quieter running drive.
- Runs in standard stock STS pulleys.
- HPS5M is only available in clean specification, minimizing rubber dust.

Refer to pages 66 through 70 for size and list price information.

King Power Synchronous Belt (KPS II)




Utilizing high modulus aramid cords and the unique blue polyurethane body, the KPS II is the belt of choice for applications requiring exceptional power transmission capabilities, particularly on lower speed-high torque drives.

- The KPS II belt transmits up to 5 times more power than a standard STS belt. This allows the same power transmission capacity to be achieved using narrower or smaller diameter pulleys, saving space and money.
- Wear-resistant polyurethane construction reduces rubber dust.
- Available in 8mm and 14mm pitch.
- Utilize standard STS pulleys for a wide range of speed ratios.

Refer to pages 71 and 72 for size and list price information.

Synchro-Link® HT Timing Belts




BANDO's Synchro-Link® HT (High Torque Synchronous) belts' curvilinear tooth design improves stress distribution to provide high horsepower ratings over a wide speed range and high torque transmission at low speeds.

- The rounded tooth profile meshes precisely with matching pulley grooves so there is no belt creep or slip to cause speed variation.
- HT belt drives are 99% efficient, leading to significant energy savings on high horsepower applications.
- HT belts are thin and flexible so they do not generate heat build up, delivering long service life.
- Continuous, helically-wound S and Z oriented fiberglass cord is the load carrying muscle of the belt, resisting elongation and shock loads while providing excellent strength and service life.

Refer to pages 73 through 78 for size and list price information.

Synchro-Link® Trapezoidal Timing Belts


Neoprene



- The extra durable, highly flexible neoprene backing provides excellent abrasion and wear resistance — especially important if power is transmitted from the back of the belt. Backing also guards the tensile cords against oil, grease, dirt and moisture.
- Continuous, helically-wound high strength fiberglass tensile cords guarantee dimensional stability to eliminate take up adjustments. Heavy torque loads won't fatigue this super strong cord. S and Z orientation of the cords aid in minimizing belt tracking problems.
- Precision formed, oil and heat resistant neoprene teeth have a shear resistance equal to the tensile strength of the belt (under standard "6 teeth in mesh" tests). Tooth design and tight manufacturing tolerances provide full surface contact between belt and pulley for smooth running characteristics.
- The tooth surface is protected by a low friction, clean running, wear resistant woven nylon facing. Seamless construction eliminates vibration.

Refer to pages 79 through 91 for size and list price information.


Polyurethane



- Polyurethane timing belts provide a lightweight drive system, when used with aluminum or plastic pulleys, and exceptionally quiet operation. They are ideal for applications needing high oil and ozone resistance, and their extremely clean operation make them suitable for appliance and office machine use. Metric sizes are often found on imported textile machinery.
- Body is made from the highest quality polyurethane for maximum oil and ozone resistance. Non-static conductive.
- Strong tensile cords oriented in an S and Z configuration, which won't stretch or fatigue over the life of the belt, provide high load carrying capacity and superior tooth shear strength under shock load applications.

Refer to pages 92 through 97 for size and list price information.

Synchro-Link[®] Double Sided Timing Belts (Neoprene)




Synchro-Link[®] Double Sided Timing Belts provide smooth, precise performance under exacting drive conditions in serpentine drives common in printing, textile and packaging machinery. BANDO's precision molding process assures "mirror-image" symmetry, so both sides of the belt mesh with the pulley properly and provide maximum belt life.

- Flexible neoprene body resists oil, heat, ozone, grease and moisture for maximum belt life.
- Strong, helically-wound fiberglass cords won't stretch or fatigue under high horsepower loads.
- Durable precision formed teeth engage pulley grooves exactly for accurate synchronization from both sides of the belt.
- Tough nylon fabric on both sides of the belt protects teeth against wear and abrasion. Low coefficient of friction provides smooth running characteristics.

Refer to pages 98 through 103 for size and list price information.

Synchro-Link[®] Double Sided Timing Belts (Polyurethane)



An ideal selection for serpentine drives where extremely clean, quiet operation is required. Precision molded to insure mirror image top and bottom tooth alignment for precise symmetry and synchronization.

- Top quality oil and ozone resistant polyurethane provides clean running operation and exceptionally long belt life.
- Strong tensile cords assure length stability and stand up to high horsepower loads.
- Extremely clean operation makes these belts ideally suited for appliance and office equipment applications.

Refer to pages 104 through 107 for size and list price information.

Synchro-Link® Timing Belt Pulleys

For optimum performance, combine BANDO Synchro-Link® Timing Belts and Timing Belt Pulleys.

BANDO Synchro-Link® Timing Belt Pulleys are manufactured to exacting tolerances to assure total drive system compatibility. They are available in a complete range of sizes, types, configurations and materials to contribute to the efficiency, economy and performance of your drive.



Synchro-Link® **Minimum Plain Bore** for trapezoidal, STS and HT profiles

Refer to pages 109-110, 113, and 119-122 for size and list price information.



Synchro-Link® **QD®** construction for trapezoidal and HT profiles

Refer to pages 114-118, and 123-125 for size and list price information.



Synchro-Link® **TL®** construction for trapezoidal and STS profiles

Refer to pages 111-112, and 126-127 for size and list price information.

The type of pulley used on a Synchro-Link® drive depends on a number of factors, including but not limited to, space available, ratios, center distances, horsepower being transmitted, speeds and user preference of mounting systems (i.e. QD®, TL® or Minimum Plain Bore).

An Explanation of Synchro-Link® Drive Pitches

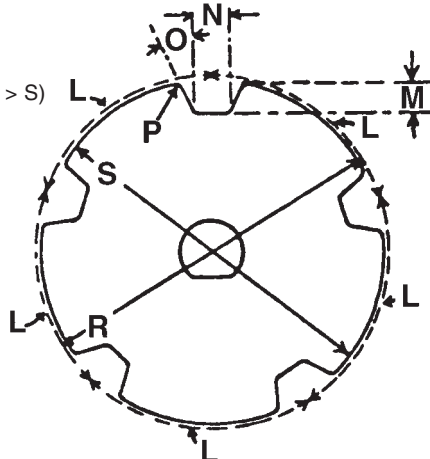
With Synchro-Link® Drives, as with gear or chain drives, circular pitch (usually referred to as pitch) is a fundamental consideration. On the belt, pitch is the distance between tooth centers and is measured on the pitch line of the belt. On the pulley, pitch is the distance between groove centers and is measured on the pulley's pitch curve.

The pitch line of a Synchro-Link® Drive Belt is located within the tension member. The pitch circle of a Synchro-Link® Drive Belt pulley coincides with the pitch line of the belt mating with it.

Any Synchro-Link® Drive Belt must be run with pulleys of the same pitch. A belt of one pitch cannot be used successfully with pulleys of a different pitch.

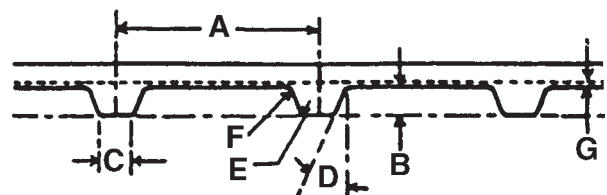
Synchro-Link® Drive Pulleys

- L Circular pitch of groove
- M Minimum depth of groove, including clearance
- N Width of groove at minimum depth, including clearance
- O Pressure angle
- P Top radius of groove
- R Pitch diameter (always > S)
- S Outside diameter



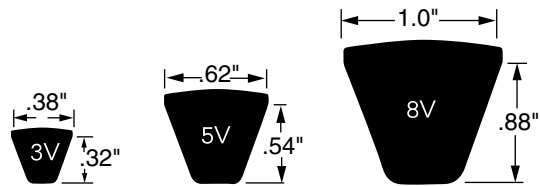
Synchro-Link® Drive Belts

- A Pitch of teeth
 - B Depth of teeth
 - C Width of bottom of teeth
 - D Pressure angle
 - E Radius at bottom of teeth
 - F Radius at top of teeth
 - G Pitch line differential
- Belt P.L. = "A" x Total no. of teeth in belt





Nominal Dimensions



3V Section

Part Number	List Price	Weight* (Lbs.)	Effective Outside Length (Inches)	Part Number	List Price	Weight* (Lbs.)	Effective Outside Length (Inches)
3V250	7.80	0.114	25.0	3V630	13.40	0.288	63.0
3V265	8.00	0.121	26.5	3V650	13.63	0.292	65.0
3V280	8.20	0.128	28.0	3V670	14.00	0.307	67.0
3V300	8.40	0.137	30.0	3V710	14.80	0.325	71.0
3V315	8.80	0.144	31.5	3V750	15.60	0.343	75.0
3V335	9.00	0.153	33.5	3V800	16.60	0.366	80.0
3V355	9.40	0.162	35.5	3V850	17.80	0.389	85.0
3V375	9.60	0.172	37.5	3V900	19.20	0.412	90.0
3V400	10.20	0.183	40.0	3V950	20.20	0.435	95.0
3V425	10.60	0.194	42.5	3V1000	21.40	0.458	100.0
3V450	11.00	0.206	45.0	3V1060	22.60	0.485	106.0
3V475	11.40	0.217	47.5	3V1120	24.60	0.513	112.0
3V500	11.60	0.229	50.0	3V1180	26.20	0.540	118.0
3V530	12.00	0.243	53.0	3V1250	28.00	0.572	125.0
3V560	12.40	0.256	56.0	3V1320	29.60	0.604	132.0
3V600	13.00	0.275	60.0	3V1400	31.40	0.641	140.0

5V Section

Part Number	List Price	Weight* (Lbs.)	Effective Outside Length (Inches)	Part Number	List Price	Weight* (Lbs.)	Effective Outside Length (Inches)
5V500	24.60	0.648	50	5V1400	68.80	1.816	140
5V530	25.60	0.687	53	5V1500	74.00	1.945	150
5V560	26.80	0.726	56	5V1600	79.00	2.075	160
5V600	29.00	0.778	60	5V1700	84.00	2.205	170
5V630	30.40	0.817	63	5V1800	89.20	2.334	180
5V670	32.40	0.869	67	5V1900	94.40	2.464	190
5V710	34.40	0.921	71	5V2000	99.60	2.594	200
5V750	36.40	0.973	75	5V2120	105.80	2.749	212
5V800	38.80	1.038	80	5V2240	112.00	2.905	224
5V850	41.80	1.102	85	5V2360	117.60	3.061	236
5V900	43.40	1.167	90	5V2500	124.60	3.242	250
5V950	46.60	1.232	95	5V2650	132.40	3.437	265
5V1000	49.20	1.297	100	5V2800	139.60	3.631	280
5V1060	52.20	1.375	106	5V3000	149.40	3.891	300
5V1120	55.20	1.453	112	5V3150	156.80	4.085	315
5V1180	58.20	1.530	118	5V3350	166.80	4.345	335
5V1250	61.80	1.621	125	5V3550	176.80	4.604	355
5V1320	65.20	1.712	132				

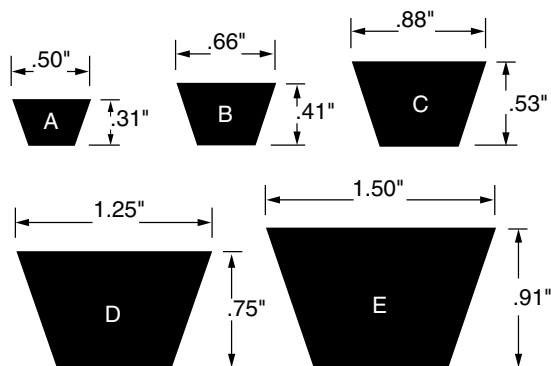
8V Section

Part Number	List Price	Weight* (Lbs.)	Effective Outside Length (Inches)	Part Number	List Price	Weight* (Lbs.)	Effective Outside Length (Inches)
8V1000	94.00	3.490	100	8V2360	224.20	8.237	236
8V1060	99.60	3.700	106	8V2500	237.40	8.726	250
8V1120	105.40	3.909	112	8V2650	251.80	9.250	265
8V1180	111.20	4.119	118	8V2800	266.60	9.773	280
8V1250	117.80	4.363	125	8V3000	285.60	10.471	300
8V1320	124.40	4.607	132	8V3150	300.20	10.995	315
8V1400	132.00	4.887	140	8V3350	319.50	11.693	335
8V1500	141.60	5.236	150	8V3550	338.60	12.391	355
8V1600	151.00	5.585	160	8V3750	358.00	13.089	375
8V1700	162.00	5.934	170	8V4000	382.80	13.962	400
8V1800	170.80	6.283	180	8V4250	407.60	14.834	425
8V1900	180.60	6.632	190	8V4500	432.40	15.707	450
8V2000	190.40	6.981	200	8V4750	458.00	16.579	475
8V2120	202.20	7.400	212	8V5000	482.00	17.452	500
8V2240	213.20	7.818	224	8V5600	541.60	19.546	560

* Weights shown are approximate.



Nominal Dimensions




A Section

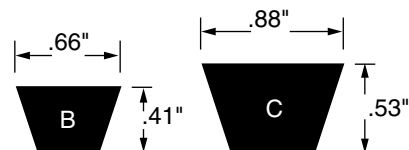
Part Number	List Price	Weight* (Lbs.)	Outside Length (Inches)	Datum Length (Inches)	Part Number	List Price	Weight* (Lbs.)	Outside Length (Inches)	Datum Length (Inches)
A18	4.96	0.120	20	19.3	A68	9.20	0.439	70	69.3
A19	4.96	0.123	21	20.3	A69	9.40	0.445	71	70.3
A20	4.96	0.129	22	21.3	A70	9.60	0.452	72	71.3
A21	4.96	0.135	23	22.3	A71	9.68	0.458	73	72.3
A22	4.96	0.142	24	23.3	A72	9.72	0.464	74	73.3
A23	4.96	0.148	25	24.3	A73	9.80	0.471	75	74.3
A24	5.04	0.155	26	25.3	A74	9.88	0.477	76	75.3
A25	5.12	0.161	27	26.3	A75	10.00	0.484	77	76.3
A26	5.20	0.168	28	27.3	A76	10.16	0.490	78	77.3
A27	5.28	0.174	29	28.3	A77	10.32	0.497	79	78.3
A28	5.36	0.181	30	29.3	A78	10.48	0.503	80	79.3
A29	5.44	0.187	31	30.3	A79	10.64	0.510	81	80.3
A30	5.52	0.194	32	31.3	A80	10.80	0.516	82	81.3
A31	5.60	0.200	33	32.3	A81	10.96	0.522	83	82.3
A32	5.72	0.206	34	33.3	A82	11.12	0.529	84	83.3
A33	5.80	0.213	35	34.3	A83	11.28	0.535	85	84.3
A34	5.92	0.219	36	35.3	A84	11.44	0.542	86	85.3
A35	6.00	0.226	37	36.3	A85	11.60	0.548	87	86.3
A36	6.12	0.232	38	37.3	A86	11.76	0.555	88	87.3
A37	6.28	0.239	39	38.3	A87	11.92	0.561	89	88.3
A38	6.40	0.245	40	39.3	A88	12.08	0.568	90	89.3
A39	6.52	0.252	41	40.3	A89	12.24	0.574	91	90.3
A40	6.60	0.258	42	41.3	A90	12.40	0.581	92	91.3
A41	6.72	0.264	43	42.3	A91	12.56	0.587	93	92.3
A42	6.88	0.271	44	43.3	A92	12.68	0.593	94	93.3
A43	7.00	0.277	45	44.3	A93	12.80	0.600	95	94.3
A44	7.08	0.284	46	45.3	A94	12.96	0.606	96	95.3
A45	7.16	0.290	47	46.3	A95	13.08	0.613	97	96.3
A46	7.20	0.297	48	47.3	A96	13.20	0.619	98	97.3
A47	7.28	0.303	49	48.3	A97	13.36	0.626	99	98.3
A48	7.36	0.310	50	49.3	A98	13.48	0.632	100	99.3
A49	7.44	0.316	51	50.3	A99	13.62	0.639	101	100.3
A50	7.52	0.323	52	51.3	A100	13.76	0.645	102	101.3
A51	7.60	0.329	53	52.3	A101	14.00	0.651	103	102.3
A52	7.68	0.335	54	53.3	A102	14.05	0.658	104	103.3
A53	7.76	0.342	55	54.3	A103	14.18	0.664	105	104.3
A54	7.88	0.348	56	55.3	A105	14.40	0.677	107	106.3
A55	7.96	0.355	57	56.3	A106	14.54	0.684	108	107.3
A56	8.04	0.361	58	57.3	A110	15.52	0.710	112	111.3
A57	8.12	0.368	59	58.3	A112	16.00	0.722	114	113.3
A58	8.24	0.374	60	59.3	A115	16.44	0.742	117	116.3
A59	8.32	0.381	61	60.3	A120	17.20	0.774	122	121.3
A60	8.40	0.387	62	61.3	A128	18.40	0.826	130	129.3
A61	8.52	0.393	63	62.3	A133	19.16	0.858	135	134.3
A62	8.60	0.400	64	63.3	A136	19.60	0.877	138	137.3
A63	8.72	0.406	65	64.3	A144	20.76	0.929	146	145.3
A64	8.80	0.413	66	65.3	A158	23.00	1.019	160	159.3
A65	8.90	0.419	67	66.3	A173	25.00	1.116	175	174.3
A66	9.00	0.426	68	67.3	A180	26.04	1.161	182	181.3
A67	9.12	0.432	69	68.3					

* Weights shown are approximate.

For intermediate sizes not shown, consult BANDO for availability and price.



B Section



Part Number	List Price	Weight* (Lbs.)	Outside Length (Inches)	Datum Length (Inches)	Part Number	List Price	Weight* (Lbs.)	Outside Length (Inches)	Datum Length (Inches)
B25	6.52	0.263	28	26.8	B90	17.20	0.947	93	91.8
B26	6.68	0.274	29	27.8	B91	17.44	0.957	94	92.8
B27	6.80	0.284	30	28.8	B92	17.72	0.968	95	93.8
B28	6.96	0.295	31	29.8	B93	18.00	0.978	96	94.8
B29	7.12	0.305	32	30.8	B94	18.20	0.989	97	95.8
B30	7.28	0.316	33	31.8	B95	18.40	0.999	98	96.8
B31	7.44	0.326	34	32.8	B96	18.60	1.010	99	97.8
B32	7.56	0.337	35	33.8	B97	18.80	1.020	100	98.8
B33	7.72	0.347	36	34.8	B98	18.92	1.031	101	99.8
B34	7.84	0.358	37	35.8	B99	19.08	1.041	102	100.8
B35	8.00	0.368	38	36.8	B100	19.20	1.052	103	101.8
B36	8.24	0.379	39	37.8	B101	19.32	1.063	104	102.8
B37	8.56	0.389	40	38.8	B102	19.45	1.073	105	103.8
B38	8.80	0.400	41	39.8	B103	19.60	1.084	106	104.8
B39	9.00	0.410	42	40.8	B104	19.80	1.094	107	105.8
B40	9.20	0.421	43	41.8	B105	20.00	1.105	108	106.8
B41	9.40	0.431	44	42.8	B106	20.16	1.114	109	107.8
B42	9.60	0.442	45	43.8	B107	20.35	1.126	110	108.8
B43	9.80	0.452	46	44.8	B108	20.72	1.136	111	109.8
B44	10.00	0.463	47	45.8	B110	21.20	1.157	113	111.8
B45	10.20	0.473	48	46.8	B111	21.36	1.168	114	112.8
B46	10.40	0.484	49	47.8	B112	21.60	1.178	115	113.8
B47	10.56	0.494	50	48.8	B114	21.75	1.199	117	115.8
B48	10.72	0.505	51	49.8	B115	21.90	1.210	118	116.8
B49	10.88	0.515	52	50.8	B116	22.20	1.220	119	117.8
B50	11.04	0.526	53	51.8	B117	22.45	1.231	120	118.8
B51	11.20	0.537	54	52.8	B118	22.70	1.241	121	119.8
B52	11.32	0.547	55	53.8	B120	22.80	1.262	123	121.8
B53	11.40	0.558	56	54.8	B122	23.21	1.281	125	123.8
B54	11.52	0.568	57	55.8	B123	23.40	1.294	126	124.8
B55	11.60	0.579	58	56.8	B124	23.60	1.304	127	125.8
B56	11.68	0.589	59	57.8	B126	24.00	1.326	129	127.8
B57	11.76	0.600	60	58.8	B128	24.40	1.347	131	129.8
B58	11.84	0.610	61	59.8	B130	24.89	1.356	133	131.8
B59	11.92	0.621	62	60.8	B131	25.08	1.378	134	132.8
B60	12.00	0.631	63	61.8	B133	25.60	1.399	136	134.8
B61	12.16	0.642	64	62.8	B134	25.76	1.410	137	135.8
B62	12.32	0.652	65	63.8	B135	25.89	1.422	138	136.8
B63	12.48	0.663	66	64.8	B136	26.08	1.431	139	137.8
B64	12.64	0.673	67	65.8	B137	26.23	1.441	140	138.8
B65	12.80	0.684	68	66.8	B138	26.42	1.450	141	139.8
B66	12.96	0.694	69	67.8	B140	26.80	1.473	143	141.8
B67	13.08	0.705	70	68.8	B141	26.99	1.486	144	142.8
B68	13.20	0.715	71	69.8	B142	27.18	1.494	145	143.8
B69	13.36	0.726	72	70.8	B144	27.60	1.515	147	145.8
B70	13.56	0.736	73	71.8	B147	28.21	1.546	150	148.8
B71	13.72	0.747	74	72.8	B148	28.40	1.557	151	149.8
B72	13.88	0.757	75	73.8	B150	28.62	1.578	153	151.8
B73	14.04	0.768	76	74.8	B152	29.20	1.599	155	153.8
B74	14.24	0.778	77	75.8	B153	29.40	1.610	156	154.8
B75	14.40	0.791	78	76.8	B154	29.60	1.620	157	155.8
B76	14.60	0.800	79	77.8	B156	29.62	1.640	159	157.8
B77	14.80	0.810	80	78.8	B158	30.00	1.662	161	159.8
B78	15.00	0.821	81	79.8	B160	30.81	1.684	163	161.8
B79	15.20	0.831	82	80.8	B162	31.20	1.704	165	163.8
B80	15.40	0.842	83	81.8	B165	31.28	1.734	168	165.8
B81	15.60	0.852	84	82.8	B168	32.35	1.767	171	169.8
B82	16.00	0.863	85	83.8	B170	32.48	1.785	173	171.8
B83	16.12	0.873	86	84.8	B172	32.61	1.814	175	173.8
B84	16.28	0.884	87	85.8	B173	32.80	1.820	176	174.8
B85	16.40	0.894	88	86.8	B175	33.18	1.841	178	176.8
B86	16.56	0.905	89	87.8	B180	34.40	1.894	183	181.8
B87	16.72	0.915	90	88.8	B185	35.35	1.946	188	186.8
B88	16.88	0.926	91	89.8	B190	36.30	1.999	193	191.8
B89	17.04	0.936	92	90.8	B195	37.20	2.051	198	196.8

* Weights shown are approximate.

For intermediate sizes not shown, consult BANDO for availability and price.

To find an authorized BANDO distributor, go to www.bandousa.com or call 1-800-829-6612

B Section (Continued)

Part Number	List Price	Weight* (Lbs.)	Outside Length (Inches)	Datum Length (Inches)	Part Number	List Price	Weight* (Lbs.)	Outside Length (Inches)	Datum Length (Inches)
B205	39.00	2.157	208	206.8	B290	54.81	3.050	291	290.3
B206	39.24	2.167	209	207.8	B292	55.30	3.072	293	292.3
B210	40.00	2.209	213	211.8	B293	55.40	3.082	294	293.3
B224	42.29	2.354	227	225.3	B300	56.80	3.156	301	300.3
B225	42.48	2.367	226	225.3	B315	60.16	3.314	316	315.3
B237	44.65	2.493	238	237.3	B330	63.02	3.348	331	330.3
B238	44.82	2.500	239	238.3	B345	65.89	3.621	346	345.3
B240	45.20	2.525	241	240.3	B360	68.75	3.811	361	360.3
B255	48.20	2.683	256	255.3	B433	107.50	4.423	434	433.3
B270	51.20	2.840	271	270.3	B472	117.20	4.970	473	472.3
B285	54.00	2.998	286	285.3					

C Section

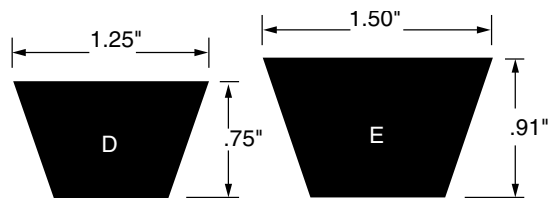
Part Number	List Price	Weight* (Lbs.)	Outside Length (Inches)	Datum Length (Inches)	Part Number	List Price	Weight* (Lbs.)	Outside Length (Inches)	Datum Length (Inches)
C38	13.70	0.683	42	40.9	C117	41.75	2.102	121	119.9
C42	15.45	0.754	46	44.9	C118	42.09	2.120	122	120.9
C50	18.04	0.818	54	52.9	C120	42.80	2.156	124	122.9
C51	18.40	0.916	55	53.9	C122	43.25	2.172	126	124.9
C53	19.12	0.952	57	55.9	C124	44.16	2.228	128	126.9
C54	19.48	0.961	58	56.9	C125	44.52	2.246	129	127.9
C55	19.84	0.988	59	57.9	C126	44.89	2.257	130	128.9
C56	20.16	0.994	60	58.9	C128	45.60	2.300	132	130.9
C57	20.52	1.015	61	59.9	C130	45.90	2.340	134	132.9
C58	20.88	1.052	62	60.9	C131	46.25	2.354	135	133.9
C59	21.24	1.068	63	61.9	C132	46.92	2.372	136	134.9
C60	21.60	1.078	64	62.9	C135	47.66	2.426	139	137.9
C62	22.32	1.114	66	64.9	C136	48.16	2.444	140	138.9
C64	23.04	1.150	68	66.9	C140	49.68	2.516	144	142.9
C65	23.40	1.168	69	67.9	C141	50.13	2.534	145	143.9
C68	24.40	1.222	72	70.9	C144	51.20	2.588	148	146.9
C70	25.08	1.258	74	72.9	C147	52.19	2.640	151	149.9
C71	25.44	1.276	75	73.9	C148	52.32	2.660	152	150.9
C72	25.62	1.294	76	74.9	C150	53.26	2.696	154	152.9
C73	25.98	1.312	77	75.9	C151	53.77	2.710	155	153.9
C75	26.80	1.348	79	77.9	C152	53.98	2.731	156	154.9
C76	27.16	1.366	80	78.9	C156	55.80	2.803	160	158.9
C78	28.00	1.402	82	80.9	C158	56.00	2.839	162	160.9
C79	28.80	1.430	83	81.9	C160	56.49	2.852	164	162.9
C80	28.84	1.453	84	82.9	C161	56.85	2.861	165	163.9
C81	29.20	1.456	85	83.9	C162	57.20	2.911	166	164.9
C82	29.56	1.474	86	84.9	C169	59.78	3.040	173	171.9
C83	29.60	1.492	87	85.9	C170	60.14	3.060	174	172.9
C84	29.65	1.510	88	86.9	C173	61.20	3.109	177	175.9
C85	30.00	1.527	89	87.9	C175	61.91	3.145	179	177.9
C86	31.03	1.545	90	88.9	C177	62.93	3.181	181	179.9
C87	31.32	1.558	91	89.9	C180	64.00	3.235	184	182.9
C89	32.04	1.602	93	91.9	C185	65.68	3.324	189	187.9
C90	32.40	1.617	94	92.9	C186	66.04	3.338	190	188.9
C91	32.68	1.621	95	93.9	C187	66.39	3.351	191	189.9
C93	33.40	1.671	97	95.9	C190	67.46	3.414	194	192.9
C94	33.68	1.693	98	96.9	C195	69.20	3.504	199	197.9
C95	34.04	1.709	99	97.9	C206	73.38	3.702	210	208.9
C96	34.40	1.725	100	98.9	C208	74.09	3.726	212	210.9
C97	34.76	1.743	101	99.9	C210	74.80	3.774	214	212.9
C98	35.12	1.761	102	100.9	C220	77.56	3.950	224	222.9
C99	35.48	1.779	103	101.9	C225	79.32	4.043	227	225.9
C100	35.84	1.797	104	102.9	C240	84.00	4.312	242	240.9
C103	36.63	1.851	107	105.9	C255	89.94	4.581	257	255.9
C104	37.19	1.869	108	106.9	C270	94.80	4.852	272	270.9
C105	37.60	1.887	109	107.9	C285	100.04	5.121	287	285.9
C106	37.92	1.905	110	108.9	C300	105.20	5.391	302	300.9
C107	38.26	1.923	111	109.9	C315	110.40	5.661	317	315.9
C108	38.60	1.941	112	110.9	C330	115.60	5.930	332	330.9
C109	38.96	1.959	113	111.9	C345	120.80	6.200	347	345.9
C110	39.27	1.977	114	112.9	C360	126.00	6.469	362	360.9
C111	39.68	1.995	115	113.9	C390	136.80	7.008	392	390.9
C112	40.00	2.013	116	114.9	C420	147.60	7.547	422	420.9
C115	41.04	2.067	119	117.9	C450	157.80	8.087	452	450.9
C116	41.39	2.077	120	118.9	C480	168.48	8.626	482	480.9

* Weights shown are approximate.

For intermediate sizes not shown, consult BANDO for availability and price.



Nominal Dimensions



D Section

Part Number	List Price	Weight* (Lbs.)	Outside Length (Inches)	Datum Length (Inches)	Part Number	List Price	Weight* (Lbs.)	Outside Length (Inches)	Datum Length (Inches)
D105	69.60	3.927	110	108.3	D255	164.80	9.537	257	255.8
D120	79.20	4.488	125	123.3	D270	174.80	10.098	272	270.8
D128	84.40	4.787	133	131.3	D285	184.40	10.659	287	285.8
D144	94.80	5.386	149	147.3	D300	194.00	11.220	302	300.8
D152	100.05	5.684	157	155.3	D315	203.80	11.781	317	315.8
D158	104.00	5.909	163	161.3	D330	213.60	12.342	332	330.8
D160	105.88	5.951	165	163.3	D345	223.20	12.903	347	345.8
D162	107.20	6.059	167	165.3	D360	232.80	13.464	362	360.8
D171	112.29	6.395	176	174.3	D390	252.80	14.586	392	390.8
D173	113.60	6.470	178	176.3	D420	272.80	15.708	422	420.8
D180	118.00	6.732	185	183.3	D450	292.80	16.830	452	450.8
D195	128.00	7.293	200	198.3	D480	312.80	17.952	482	480.8
D210	138.00	7.854	215	213.3	D540	352.80	20.196	542	540.8
D225	145.80	8.415	227	225.8	D600	392.80	22.440	602	600.8
D240	155.20	8.976	242	240.8					

E Section

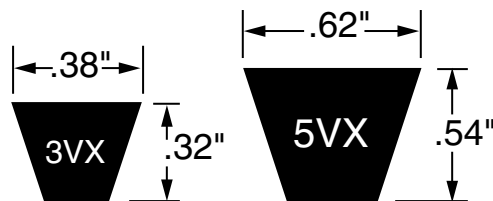
Part Number	List Price	Weight* (Lbs.)	Outside Length (Inches)	Datum Length (Inches)	Part Number	List Price	Weight* (Lbs.)	Outside Length (Inches)	Datum Length (Inches)
E180	170.00	10.642	187	184.5	E360	334.00	21.283	363	361.0
E195	184.00	11.528	202	199.5	E390	364.00	23.057	393	391.0
E210	198.40	12.415	217	214.5	E420	394.00	24.830	423	421.0
E240	222.80	14.189	243	241.0	E470	444.54	27.786	473	471.0
E270	250.40	15.962	273	271.0	E480	454.00	28.378	483	481.0
E300	278.40	17.736	303	301.0	E540	514.00	31.925	543	541.0
E330	306.40	19.510	333	331.0	E600	574.00	35.472	603	601.0
E350	324.72	20.692	353	351.0					

* Weights shown are approximate.

For intermediate sizes not shown, consult BANDO for availability and price.



Nominal Dimensions



3VX Section

Part Number	List Price	Weight* (Lbs.)	Effective Outside Length (Inches)	Part Number	List Price	Weight* (Lbs.)	Effective Outside Length (Inches)
3VX235	7.33	0.097	23.5	3VX600	13.00	0.252	60.0
3VX250	7.80	0.105	25.0	3VX630	13.40	0.265	63.0
3VX265	8.00	0.111	26.5	3VX670	14.00	0.281	67.0
3VX280	8.20	0.118	28.0	3VX710	14.80	0.298	71.0
3VX300	8.40	0.126	30.0	3VX750	15.60	0.315	75.0
3VX315	8.80	0.132	31.5	3VX800	16.60	0.336	80.0
3VX335	9.00	0.141	33.5	3VX830	17.38	0.342	83.0
3VX355	9.40	0.149	35.5	3VX850	17.80	0.357	85.0
3VX360	9.53	0.151	36.0	3VX900	19.20	0.378	90.0
3VX375	9.60	0.158	37.5	3VX950	20.20	0.399	95.0
3VX400	10.20	0.168	40.0	3VX1000	21.40	0.420	100.0
3VX425	10.60	0.179	42.5	3VX1060	22.60	0.445	106.0
3VX450	11.00	0.189	45.0	3VX1120	24.60	0.470	112.0
3VX475	11.40	0.200	47.5	3VX1180	26.20	0.496	118.0
3VX500	11.60	0.210	50.0	3VX1250	28.00	0.525	125.0
3VX530	12.00	0.223	53.0	3VX1320	29.60	0.554	132.0
3VX560	12.40	0.235	56.0	3VX1400	31.40	0.588	140.0

5VX Section

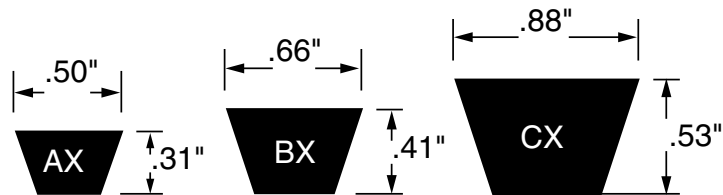
Part Number	List Price	Weight* (Lbs.)	Effective Outside Length (Inches)	Part Number	List Price	Weight* (Lbs.)	Effective Outside Length (Inches)
5VX450	22.20	0.450	45.0	5VX830	40.81	0.839	83.0
5VX490	24.10	0.497	49.0	5VX840	41.30	0.850	84.0
5VX500	24.60	0.506	50.0	5VX850	41.80	0.860	85.0
5VX510	25.00	0.517	51.0	5VX860	42.15	0.870	86.0
5VX530	25.60	0.536	53.0	5VX880	42.45	0.890	88.0
5VX540	25.85	0.547	54.0	5VX900	43.40	0.911	90.0
5VX550	26.40	0.557	55.0	5VX930	45.60	0.940	93.0
5VX560	26.80	0.567	56.0	5VX950	46.60	0.961	95.0
5VX570	27.60	0.577	57.0	5VX960	47.25	0.972	96.0
5VX580	28.00	0.587	58.0	5VX1000	49.20	1.012	100.0
5VX590	28.50	0.597	59.0	5VX1030	50.70	1.042	103.0
5VX600	29.00	0.607	60.0	5VX1060	52.20	1.072	106.0
5VX610	29.45	0.617	61.0	5VX1080	53.20	1.093	108.0
5VX630	30.40	0.637	63.0	5VX1120	55.20	1.133	112.0
5VX650	31.43	0.657	65.0	5VX1150	56.62	1.164	115.0
5VX660	31.90	0.668	66.0	5VX1180	58.20	1.194	118.0
5VX670	32.40	0.678	67.0	5VX1230	61.80	1.224	123.0
5VX680	33.20	0.693	68.0	5VX1250	63.60	1.265	125.0
5VX690	34.00	0.698	69.0	5VX1320	65.20	1.335	132.0
5VX710	34.40	0.718	71.0	5VX1400	68.80	1.416	140.0
5VX730	35.60	0.738	73.0	5VX1500	74.00	1.518	150.0
5VX740	35.90	0.748	74.0	5VX1600	79.00	1.619	160.0
5VX750	36.40	0.759	75.0	5VX1700	84.00	1.720	170.0
5VX780	37.83	0.785	78.0	5VX1800	89.20	1.821	180.0
5VX800	38.80	0.809	80.0	5VX1900	94.40	1.922	190.0
5VX810	39.85	0.818	81.0	5VX2000	99.60	2.023	200.0

* Weights shown are approximate.

For intermediate sizes not shown, consult BANDO for availability and price.



Nominal Dimensions



AX Section

Part Number	List Price	Weight* (Lbs.)	Outside Length (Inches)	Datum Length (Inches)	Part Number	List Price	Weight* (Lbs.)	Outside Length (Inches)	Datum Length (Inches)
AX19	8.50	0.112	21	20.3	AX61	17.00	0.360	63	62.3
AX20	8.95	0.118	22	21.3	AX62	17.20	0.370	64	63.3
AX21	9.40	0.123	23	22.3	AX63	17.35	0.372	65	64.3
AX22	9.85	0.129	24	23.3	AX64	17.60	0.382	66	65.3
AX23	10.05	0.136	25	24.3	AX65	17.75	0.384	67	66.3
AX24	10.20	0.143	26	25.3	AX66	18.00	0.394	68	67.3
AX25	10.35	0.148	27	26.3	AX67	18.15	0.397	69	68.3
AX26	10.40	0.155	28	27.3	AX68	18.40	0.406	70	69.3
AX27	10.61	0.159	29	28.3	AX69	18.95	0.408	71	70.3
AX28	11.00	0.167	30	29.3	AX70	19.20	0.418	72	71.3
AX29	11.10	0.173	31	30.3	AX71	19.36	0.424	73	72.3
AX30	11.15	0.177	32	31.3	AX72	19.40	0.425	74	73.3
AX31	11.20	0.185	33	32.3	AX73	19.68	0.436	75	74.3
AX32	11.25	0.189	34	33.3	AX75	20.00	0.447	77	76.3
AX33	11.60	0.197	35	34.3	AX77	20.70	0.454	79	78.3
AX34	11.84	0.203	36	35.3	AX78	20.96	0.465	80	79.3
AX35	12.00	0.209	37	36.3	AX79	21.35	0.466	81	80.3
AX36	12.24	0.215	38	37.3	AX80	21.60	0.477	82	81.3
AX37	12.56	0.221	39	38.3	AX82	22.40	0.484	84	83.3
AX38	12.80	0.227	40	39.3	AX83	22.65	0.490	85	84.3
AX39	13.14	0.233	41	40.3	AX85	23.20	0.507	87	86.3
AX40	13.28	0.239	42	41.3	AX86	23.70	0.510	88	87.3
AX41	13.45	0.242	43	42.3	AX87	24.00	0.514	89	88.3
AX42	13.76	0.251	44	43.3	AX88	24.25	0.519	90	89.3
AX43	14.00	0.257	45	44.3	AX90	24.80	0.537	92	91.3
AX44	14.20	0.262	46	45.3	AX92	25.36	0.549	94	93.3
AX45	14.27	0.268	47	46.3	AX94	25.85	0.555	96	95.3
AX46	14.40	0.274	48	47.3	AX95	26.15	0.561	97	96.3
AX47	14.45	0.277	49	48.3	AX96	26.40	0.573	98	97.3
AX48	14.72	0.286	50	49.3	AX98	26.90	0.578	100	99.3
AX49	15.02	0.289	51	50.3	AX100	27.43	0.582	102	101.3
AX50	15.18	0.295	52	51.3	AX105	28.80	0.626	107	106.3
AX51	15.20	0.304	53	52.3	AX110	31.04	0.656	112	111.3
AX52	15.36	0.311	54	53.3	AX112	32.00	0.668	114	113.3
AX53	15.52	0.316	55	54.3	AX120	34.40	0.716	122	121.3
AX54	15.76	0.322	56	55.3	AX128	36.80	0.764	130	129.3
AX55	15.92	0.328	57	56.3	AX136	39.20	0.811	138	137.3
AX56	16.08	0.334	58	57.3	AX144	41.52	0.859	146	145.3
AX57	16.20	0.336	59	58.3	AX158	45.60	0.943	160	159.3
AX58	16.25	0.342	60	59.3	AX173	50.00	1.032	175	174.3
AX59	16.50	0.348	61	60.3	AX180	52.08	1.074	182	181.3
AX60	16.80	0.358	62	61.3					

* Weights shown are approximate.

For intermediate sizes not shown, consult BANDO for availability and price.



BX Section

Part Number	List Price	Weight* (Lbs.)	Outside Length (Inches)	Datum Length (Inches)	Part Number	List Price	Weight* (Lbs.)	Outside Length (Inches)	Datum Length (Inches)
BX31	14.73	0.324	34	32.8	BX79	30.40	0.808	82	80.8
BX32	15.20	0.335	35	33.8	BX80	30.80	0.819	83	81.8
BX34	15.47	0.348	37	35.8	BX81	31.20	0.829	84	82.8
BX35	16.00	0.358	38	36.8	BX82	32.00	0.839	85	83.8
BX36	16.53	0.368	39	37.8	BX83	32.24	0.849	86	84.8
BX37	17.07	0.379	40	38.8	BX84	32.63	0.857	87	85.8
BX38	17.60	0.389	41	39.8	BX85	32.80	0.870	88	86.8
BX40	18.29	0.409	43	41.8	BX86	33.19	0.878	89	87.8
BX41	18.74	0.420	44	42.8	BX87	33.25	0.887	90	88.8
BX42	19.20	0.430	45	43.8	BX89	34.00	0.900	92	90.8
BX43	19.66	0.435	46	44.8	BX90	34.40	0.921	93	91.8
BX44	20.18	0.440	47	45.8	BX91	35.26	0.925	94	92.8
BX45	20.35	0.452	48	46.8	BX92	35.65	0.931	95	93.8
BX46	20.80	0.471	49	47.8	BX93	36.00	0.952	96	94.8
BX47	20.99	0.485	50	48.8	BX94	36.41	0.961	97	95.8
BX48	21.44	0.491	51	49.8	BX95	36.80	0.972	98	96.8
BX49	21.64	0.502	52	50.8	BX96	37.20	0.982	99	97.8
BX50	22.08	0.512	53	51.8	BX97	37.60	0.993	100	98.8
BX51	22.40	0.522	54	52.8	BX99	38.16	1.013	102	100.8
BX52	22.64	0.532	55	53.8	BX100	38.40	1.023	103	101.8
BX53	22.80	0.542	56	54.8	BX103	39.20	1.054	106	104.8
BX54	23.04	0.553	57	55.8	BX105	40.00	1.075	108	106.8
BX55	23.20	0.563	58	56.8	BX106	40.70	1.081	109	107.8
BX56	23.36	0.573	59	57.8	BX108	41.44	1.105	111	109.8
BX57	23.52	0.583	60	58.8	BX112	43.20	1.146	115	113.8
BX58	23.68	0.594	61	59.8	BX113	43.52	1.156	116	114.8
BX59	23.84	0.604	62	60.8	BX115	44.16	1.177	118	116.8
BX60	24.00	0.614	63	61.8	BX116	44.45	1.187	119	117.8
BX61	24.32	0.624	64	62.8	BX120	45.60	1.228	123	121.8
BX62	24.64	0.634	65	63.8	BX124	47.20	1.269	127	125.8
BX63	24.96	0.645	66	64.8	BX126	48.00	1.285	129	127.8
BX64	25.28	0.655	67	65.8	BX128	48.80	1.310	131	129.8
BX65	25.60	0.665	68	66.8	BX133	51.20	1.361	136	134.8
BX66	25.92	0.675	69	67.8	BX136	52.16	1.392	139	137.8
BX67	26.16	0.686	70	68.8	BX144	55.20	1.474	147	145.8
BX68	26.40	0.696	71	69.8	BX150	57.60	1.530	153	151.8
BX70	27.12	0.716	73	71.8	BX158	60.00	1.617	161	159.8
BX71	27.44	0.727	74	72.8	BX162	62.40	1.658	165	163.8
BX72	27.65	0.734	75	73.8	BX173	65.60	1.770	176	174.8
BX73	28.10	0.745	76	74.8	BX180	68.80	1.842	183	181.8
BX74	28.42	0.755	77	75.8	BX195	74.40	1.996	198	196.8
BX75	28.80	0.768	78	76.8	BX210	120.00	2.149	213	211.8
BX76	29.22	0.776	79	77.8	BX225	127.00	2.303	226	225.3
BX77	29.60	0.788	80	78.8	BX240	135.00	2.456	241	240.3
BX78	30.00	0.798	81	79.8					

CX Section

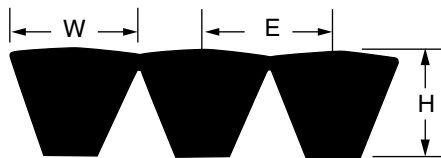
Part Number	List Price	Weight* (Lbs.)	Outside Length (Inches)	Datum Length (Inches)	Part Number	List Price	Weight* (Lbs.)	Outside Length (Inches)	Datum Length (Inches)
CX51	36.80	0.847	55	53.9	CX123	87.70	2.043	127	125.9
CX55	39.60	0.914	59	57.9	CX128	91.20	2.126	132	130.9
CX60	43.20	0.997	64	62.9	CX133	94.40	2.209	137	135.9
CX68	48.80	1.129	72	70.9	CX136	96.32	2.259	140	138.9
CX70	50.03	1.148	74	72.9	CX144	102.40	2.392	148	146.9
CX75	53.60	1.246	79	77.9	CX150	106.33	2.492	154	152.9
CX81	58.40	1.345	85	83.9	CX158	112.00	2.624	162	160.9
CX85	60.00	1.412	89	87.9	CX162	114.40	2.691	166	164.9
CX90	64.80	1.495	94	92.9	CX173	122.40	2.874	177	175.9
CX96	68.80	1.595	100	98.9	CX180	128.00	2.990	184	182.9
CX101	72.32	1.678	105	103.9	CX187	132.85	3.106	191	189.9
CX105	75.20	1.744	109	107.9	CX190	134.93	3.156	194	192.9
CX109	77.92	1.811	113	111.9	CX195	207.00	3.239	199	197.9
CX111	79.36	1.844	115	113.9	CX210	223.00	3.488	214	212.9
CX112	80.00	1.860	116	114.9	CX225	237.00	3.737	227	225.9
CX115	82.08	1.910	119	117.9	CX240	252.00	3.986	242	240.9
CX120	85.60	1.993	124	122.9					

* Weights shown are approximate.

For intermediate sizes not shown, consult BANDO for availability and price.

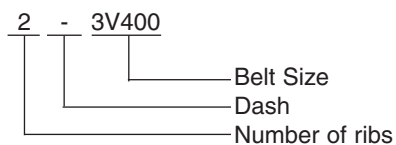


Nominal Dimensions



Belt Section	Top Width W (Inches)	Thickness H (Inches)	Pitch Between Belts E (Inches)
3V	.38	.39	.41
5V	.62	.63	.69
8V	1.00	.98	1.13

Part Number Example



For example, a 2 rib 3V400 belt is part number 2-3V400. Use dash between ribs and belt size. No spaces.

3V Section

Belt Size	• List Price 2 Rib	• List Price 3 Rib	• List Price 4 Rib	• List Price 5 Rib	• List Price 6 Rib	• List Price/Rib Over 6 Rib	Weight Rib* (Lbs.)	Nominal Outside Length (Inches)
3V400	24.48	36.72	48.96	61.20	73.44	12.24	0.250	40.63
3V425	25.44	38.16	50.88	63.60	76.32	12.72	0.270	43.13
3V450	26.40	39.60	52.80	66.00	79.20	13.20	0.280	45.63
3V475	27.36	41.04	54.72	68.40	82.08	13.68	0.300	48.13
3V500	27.84	41.76	55.68	69.60	83.52	13.92	0.310	50.63
3V530	28.80	43.20	57.60	72.00	86.40	14.40	0.330	53.63
3V560	29.76	44.64	59.52	74.40	89.28	14.88	0.350	56.63
3V600	31.20	46.80	62.40	78.00	93.60	15.60	0.380	60.63
3V630	32.16	48.24	64.32	80.40	96.48	16.08	0.400	63.63
3V670	33.60	50.40	67.20	84.00	100.80	16.80	0.420	67.63
3V710	35.52	53.28	71.04	88.80	106.56	17.76	0.450	71.63
3V750	37.44	56.16	74.88	93.60	112.32	18.72	0.470	75.63
3V800	39.84	59.76	79.68	99.60	119.52	19.92	0.500	80.63
3V850	42.72	64.08	85.44	106.80	128.16	21.36	0.530	85.63
3V900	46.08	69.12	92.16	115.20	138.24	23.04	0.560	90.63
3V950	48.48	72.72	96.96	121.20	145.44	24.24	0.600	95.63
3V1000	51.36	77.04	102.72	128.40	154.08	25.68	0.630	100.63
3V1060	54.24	81.36	108.48	135.60	162.72	27.12	0.660	106.63
3V1120	59.04	88.56	118.08	147.60	177.12	29.52	0.700	112.63
3V1180	62.88	94.32	125.76	157.20	188.64	31.44	0.740	118.63
3V1250	67.20	100.80	134.40	168.00	201.60	33.60	0.780	125.63
3V1320	71.04	106.56	142.08	177.60	213.12	35.52	0.830	132.63
3V1400	75.36	113.04	150.72	188.40	226.08	37.68	0.880	140.63

* Weights shown are approximate.

For intermediate sizes not shown, consult BANDO for availability and price.

Note: Refer to page 29 for details on BANDO's Power Ace® Combo Mandrel Program.

Minimum Recommended Sheave Diameters

Using sheave diameters less than the recommended minimum can substantially reduce belt life and drive efficiency. Dimensions shown are datum diameters in inches.

Belt Cross Section	A	AX	B	BX	C	CX	D	3V	3VX	5V	5VX	8V
Minimum Diameter (Inches)	3.0	2.2	5.4	4.0	9.0	6.8	13.0	2.65	2.20	7.10	4.40	12.50



5V Section See page 25 for part numbering example.

Belt Size	Δ • List Price 2 Rib	• List Price 3 Rib	• List Price 4 Rib	• List Price 5 Rib	• List Price 6 Rib	• List Price/Rib Over 6 Rib	Weight Rib* (Lbs.)	Nominal Outside Length (Inches)
5V500	59.04	88.56	118.08	147.60	177.12	29.52	0.800	50.75
5V530	61.44	92.16	122.88	153.60	184.32	30.72	0.840	53.75
5V560	64.32	96.48	128.64	160.80	192.96	32.16	0.890	56.75
5V600	69.60	104.40	139.20	174.00	208.80	34.80	0.950	60.75
5V630	72.96	109.44	145.92	182.40	218.88	36.48	1.000	63.75
5V670	77.76	116.64	155.52	194.40	233.28	38.88	1.070	67.75
5V710	82.56	123.84	165.12	206.40	247.68	41.28	1.130	71.75
5V750	87.36	131.04	174.72	218.40	262.08	43.68	1.190	75.75
5V800	93.12	139.68	186.24	232.80	279.36	46.56	1.270	80.75
5V850	100.32	150.48	200.64	250.80	300.96	50.16	1.350	85.75
5V900	104.16	156.24	208.32	260.40	312.48	52.08	1.430	90.75
5V950	111.84	167.76	223.68	279.60	335.52	55.92	1.510	95.75
5V1000	118.08	177.12	236.16	295.20	354.24	59.04	1.590	100.75
5V1060	125.28	187.92	250.56	313.20	375.84	62.64	1.690	106.75
5V1120	132.48	198.72	264.96	331.20	397.44	66.24	1.780	112.75
5V1180	139.68	209.52	279.36	349.20	419.04	69.84	1.880	118.75
5V1250	148.32	222.48	296.64	370.80	444.96	74.16	1.990	125.75
5V1320	156.48	234.72	312.96	391.20	469.44	78.24	2.100	132.75
5V1400	165.12	247.68	330.24	412.80	495.36	82.56	2.230	140.75
5V1500	177.60	266.40	355.20	444.00	532.80	88.80	2.390	150.75
5V1600	189.60	284.40	379.20	474.00	568.80	94.80	2.540	160.75
5V1700	201.60	302.40	403.20	504.00	604.80	100.80	2.700	170.75
5V1800	214.08	321.12	428.16	535.20	642.24	107.04	2.860	180.75
5V1900	226.56	339.84	453.12	566.40	679.68	113.28	3.020	190.75
5V2000	239.04	358.56	478.08	597.60	717.12	119.52	3.180	200.75
5V2120	253.92	380.88	507.84	634.80	761.76	126.96	3.370	212.75
5V2240	268.80	403.20	537.60	672.00	806.40	134.40	3.560	224.75
5V2360	282.24	423.36	564.48	705.60	846.72	141.12	3.750	236.75
5V2500	299.04	448.56	598.08	747.60	897.12	149.52	3.980	250.75
5V2650	317.76	476.64	635.52	794.40	953.28	158.88	4.210	265.75
5V2800	335.04	502.56	670.08	837.60	1005.12	167.52	4.450	280.75
5V3000	358.56	537.84	717.12	896.40	1075.68	179.28	4.770	300.75
5V3150	372.32	558.48	744.64	930.80	1116.96	186.16	5.010	315.75
5V3350	400.32	600.48	800.64	1000.80	1200.96	200.16	5.330	335.75
5V3550	424.32	636.48	848.64	1060.80	1272.96	212.16	5.640	355.75

8V Section

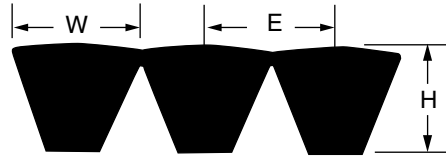
Belt Size	Δ • List Price 2 Rib	• List Price 3 Rib	• List Price 4 Rib	• List Price 5 Rib	• List Price 6 Rib	• List Price/Rib Over 6 Rib	Weight Rib* (Lbs.)	Nominal Outside Length (Inches)
8V1000	225.60	338.40	451.20	564.00	676.80	112.80	3.990	101.00
8V1060	239.04	358.56	478.08	597.60	717.12	119.52	4.220	107.00
8V1120	252.96	379.44	505.92	632.40	758.88	126.48	4.460	113.00
8V1180	266.88	400.32	533.76	667.20	800.64	133.44	4.700	119.00
8V1250	282.72	424.08	565.44	706.80	848.16	141.36	4.980	126.00
8V1320	298.56	447.84	597.12	746.40	895.68	149.28	5.260	133.00
8V1400	316.80	475.20	633.60	792.00	950.40	158.40	5.580	141.00
8V1500	339.84	509.76	679.68	849.60	1019.52	169.92	5.980	151.00
8V1600	362.40	543.60	724.80	906.00	1087.20	181.20	6.380	161.00
8V1700	388.80	583.20	777.60	972.00	1166.40	194.40	6.770	171.00
8V1800	409.92	614.88	819.84	1024.80	1229.76	204.96	7.170	181.00
8V1900	433.44	650.16	866.88	1083.60	1300.32	216.72	7.570	191.00
8V2000	456.96	685.44	913.92	1142.40	1370.88	228.48	7.970	201.00
8V2120	485.28	727.92	970.56	1213.20	1455.84	242.64	8.450	213.00
8V2240	511.68	767.52	1023.36	1279.20	1535.04	255.84	8.920	225.00
8V2360	538.08	807.12	1076.16	1345.20	1614.24	269.04	9.400	237.00
8V2500	569.76	854.64	1139.52	1424.40	1709.28	284.88	9.960	251.00
8V2650	604.32	906.48	1208.64	1510.80	1812.96	302.16	10.560	266.00
8V2800	639.84	959.76	1279.68	1599.60	1919.52	319.92	11.150	281.00
8V3000	685.44	1028.16	1370.88	1713.60	2056.32	342.72	11.950	301.00
8V3150	720.48	1080.72	1440.96	1801.20	2161.44	360.24	12.550	316.00
8V3350	767.04	1150.56	1534.08	1917.60	2301.12	383.52	13.350	336.00
8V3550	812.64	1218.96	1625.08	2031.60	2437.92	406.32	14.140	356.00
8V3750	859.20	1288.80	1718.40	2148.00	2577.60	429.60	14.940	376.00
8V4000	918.72	1378.08	1837.44	2296.80	2756.16	459.36	15.930	401.00
8V4250	978.24	1467.36	1956.48	2445.60	2934.72	489.12	16.930	426.00
8V4500	1037.76	1556.64	2075.52	2594.40	3113.28	518.88	17.930	451.00
8V4750	1097.28	1645.92	2194.56	2743.20	3291.84	548.64	18.920	476.00
8V5000	1156.80	1735.20	2313.60	2892.00	3470.40	578.40	19.920	501.00
8V5600	1299.84	1949.76	2599.68	3249.60	3899.52	649.92	22.310	561.00
8V6000	1392.69	2089.03	2785.37	3481.71	4178.06	696.34	23.900	601.00

Δ - Non-returnable * Weights shown are approximate.
 For intermediate sizes not shown, consult BANDO for availability and price.



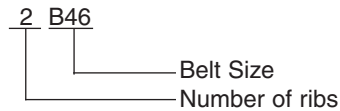
BAN/SET®

Nominal Dimensions



Belt Section	Top Width W (Inches)	Thickness H (Inches)	Pitch Between Belts E (Inches)
B	.66	.51	.75
C	.88	.63	1.00
D	1.25	.85	1.46

Part Number Example



For example, a 2 rib B46 belt is part number 2B46.
No spaces in part number.

B Section

Belt Size	List Price 2 Rib	List Price 3 Rib	List Price 4 Rib	List Price 5 Rib	List Price 6 Rib	List Price/Rib Over 6 Ribs	Weight Rib* (Lbs.)	Outside Length (Inches)	Datum Length (Inches)
B46	24.96	37.44	49.92	62.40	74.88	12.48	0.790	49.75	47.8
B48	25.72	38.58	51.44	64.30	77.16	12.86	0.820	51.75	49.8
B50	26.48	39.72	52.96	66.20	79.44	13.24	0.850	53.75	51.8
B51	26.88	40.32	53.76	67.20	80.64	13.44	0.870	54.75	52.8
B52	27.16	40.74	54.32	67.90	81.48	13.58	0.890	55.75	53.8
B53	27.36	41.04	54.72	68.40	82.08	13.68	0.900	56.75	54.8
B54	27.64	41.46	55.28	69.10	82.92	13.82	0.920	57.75	55.8
B55	27.84	41.76	55.68	69.60	83.52	13.92	0.940	58.75	56.8
B56	28.04	42.06	56.08	70.10	84.12	14.02	0.960	59.75	57.8
B57	28.24	42.36	56.48	70.60	84.72	14.12	0.970	60.75	58.8
B58	28.40	42.60	56.80	71.00	85.20	14.20	0.990	61.75	59.8
B59	28.60	42.90	57.20	71.50	85.80	14.30	1.010	62.75	60.8
B60	28.80	43.20	57.60	72.00	86.40	14.40	1.020	63.75	61.8
B61	29.20	43.80	58.40	73.00	87.60	14.60	1.040	64.75	62.8
B62	29.56	44.34	59.12	73.90	88.68	14.78	1.060	65.75	63.8
B63	29.96	44.94	59.92	74.90	89.88	14.98	1.070	66.75	64.8
B64	30.32	45.48	60.64	75.80	90.96	15.16	1.090	67.75	65.8
B65	30.72	46.08	61.44	76.80	92.16	15.36	1.110	68.75	66.8
B66	31.12	46.68	62.24	77.80	93.36	15.56	1.130	69.75	67.8
B67	31.40	47.10	62.80	78.50	94.20	15.70	1.140	70.75	68.8
B68	31.68	47.52	63.36	79.20	95.04	15.84	1.160	71.75	69.8
B70	32.56	48.84	65.12	81.40	97.68	16.28	1.190	73.75	71.8
B71	32.92	49.38	65.84	82.30	98.76	16.46	1.210	74.75	72.8
B72	33.32	49.98	66.64	83.30	99.96	16.66	1.230	75.75	73.8
B73	33.68	50.52	67.36	84.20	101.04	16.84	1.240	76.75	74.8
B74	34.16	51.24	68.32	85.40	102.48	17.08	1.260	77.75	75.8
B75	34.56	51.84	69.12	86.40	103.68	17.28	1.280	78.75	76.8
B77	35.52	53.28	71.04	88.80	106.56	17.76	1.310	80.75	78.8
B78	36.00	54.00	72.00	90.00	108.00	18.00	1.330	81.75	79.8
B79	36.48	54.72	72.96	91.20	109.44	18.24	1.350	82.75	80.8
B80	36.96	55.44	73.92	92.40	110.88	18.48	1.360	83.75	81.8
B81	37.44	56.16	74.88	93.60	112.32	18.72	1.380	84.75	82.8
B82	38.40	57.60	76.80	96.00	115.20	19.20	1.400	85.75	83.8
B83	38.68	58.02	77.36	96.70	116.04	19.34	1.420	86.75	84.8
B85	39.36	59.04	78.72	98.40	118.08	19.68	1.450	88.75	86.8
B87	40.28	60.42	80.56	100.70	120.84	20.14	1.480	90.75	88.8
B90	43.20	64.80	86.40	108.00	129.60	21.60	1.530	93.75	91.8
B93	43.60	65.40	87.20	109.00	130.80	21.80	1.590	96.75	94.8
B95	44.16	66.24	88.32	110.40	132.48	22.08	1.620	98.75	96.8
B96	44.64	66.96	89.28	111.60	133.92	22.32	1.640	99.75	97.8
B97	45.12	67.68	90.24	112.80	135.36	22.56	1.650	100.75	98.8
B99	45.62	68.43	91.24	114.05	136.86	22.81	1.690	102.75	100.8
B100	47.04	70.56	94.08	117.60	141.12	23.52	1.700	103.75	101.8
B103	47.60	71.40	95.20	119.00	142.80	23.80	1.760	106.75	104.8
B105	48.00	72.00	96.00	120.00	144.00	24.00	1.790	108.75	106.8
B108	49.72	74.58	99.44	124.30	149.16	24.86	1.840	111.75	109.8
B112	51.84	77.76	103.68	129.60	155.52	25.92	1.910	115.75	113.8
B116	53.69	80.54	107.38	134.23	161.07	26.85	2.000	119.75	117.8

* Weights shown are approximate.

For intermediate sizes not shown, consult BANDO for availability and price.



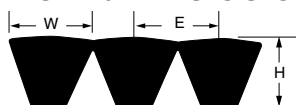
B Section (Continued)

Belt Size	List Price 2 Rib	List Price 3 Rib	List Price 4 Rib	List Price 5 Rib	List Price 6 Rib	List Price/Rib Over 6 Ribs	Weight Rib* (Lbs.)	Outside Length (Inches)	Datum Length (Inches)
B120	54.72	82.08	109.44	136.80	164.16	27.36	2.040	123.75	121.8
B124	56.92	85.38	113.08	142.30	170.76	28.46	2.110	127.75	125.8
B126	57.64	86.46	115.28	144.10	172.92	28.82	2.140	129.75	127.8
B128	58.56	87.84	117.12	146.40	175.68	29.28	2.180	131.75	129.8
B133	61.44	92.16	122.88	153.60	184.32	30.72	2.270	136.75	134.8
B136	62.60	93.90	125.20	156.50	187.80	31.30	2.320	139.75	137.8
B144	66.24	99.36	132.48	165.60	198.72	33.12	2.450	147.75	145.8
B148	67.88	101.82	135.76	169.70	203.64	33.94	2.520	151.75	149.8
B150	68.70	103.05	137.40	171.75	206.10	34.35	2.560	153.75	151.8
B157	71.54	107.31	143.08	178.85	214.62	35.77	2.690	160.75	158.8
B158	72.00	108.00	144.00	180.00	216.00	36.00	2.700	161.75	159.8
B162	74.88	112.32	149.76	187.20	224.64	37.44	2.760	165.75	163.8
B173	78.72	118.08	157.44	196.80	236.16	39.36	2.950	176.75	174.8
B180	82.56	123.84	165.12	206.40	247.68	41.28	3.070	183.75	181.8
B195	89.28	133.92	178.56	223.20	267.84	44.64	3.320	198.75	196.8
B210	96.00	144.00	192.00	240.00	288.00	48.00	3.580	213.75	211.8
B225	101.96	152.94	203.92	254.90	305.88	50.98	3.830	226.75	225.3
B240	108.48	162.72	216.96	271.20	325.44	54.24	4.090	241.75	240.3



BAN/SET®

Nominal Dimensions



Belt Section	Top Width W (Inches)	Thickness H (Inches)	Pitch Between Belts E (Inches)
B	.66	.51	.75
C	.88	.63	1.00
D	1.25	.85	1.46

Part Number Example

2 C85

Belt Size
Number of ribs

For example, a 2 rib C85 belt is part number 2C85.
No spaces in part number.

C Section

Belt Size	List Price 2 Rib	List Price 3 Rib	List Price 4 Rib	List Price 5 Rib	List Price 6 Rib	List Price/Rib Over 6 Ribs	Weight Rib* (Lbs.)	Outside Length (Inches)	Datum Length (Inches)
C85	73.14	115.02	146.27	182.84	219.41	36.57	2.410	89.88	87.9
C90	77.44	116.16	154.88	193.59	232.31	38.72	2.550	94.88	92.9
C96	82.60	123.90	165.20	206.50	247.80	41.30	2.720	100.88	98.9
C100	86.02	129.03	172.04	215.05	258.06	43.01	2.830	104.88	102.9
C105	90.24	135.36	180.48	225.60	270.78	45.12	2.970	109.88	107.9
C108	92.64	138.96	185.28	231.60	277.92	46.32	3.050	112.88	110.9
C109	93.52	140.28	187.04	233.80	280.56	46.76	3.080	113.88	111.9
C112	96.00	144.00	192.00	240.00	288.00	48.00	3.160	116.88	114.9
C120	102.72	154.08	205.44	256.80	308.16	51.36	3.390	124.88	122.9
C123	105.28	157.92	210.56	263.20	315.84	52.64	3.470	127.88	125.9
C124	106.00	159.00	212.00	265.00	318.00	53.00	3.500	128.88	126.9
C126	107.74	161.61	215.48	269.35	323.22	53.87	3.560	130.88	128.9
C128	109.44	164.16	218.88	273.60	328.32	54.72	3.620	132.88	130.9
C136	115.60	173.40	231.20	289.00	346.80	57.80	3.840	140.88	138.9
C144	122.88	184.32	245.76	307.20	368.64	61.44	4.070	148.88	146.9
C158	134.40	201.60	268.80	336.00	403.20	67.20	4.460	162.88	160.9
C162	137.28	205.92	274.56	343.20	411.84	68.64	4.580	166.88	164.9
C173	146.88	220.32	293.76	367.20	440.64	73.44	4.890	177.88	175.9
C180	153.60	230.40	307.20	384.00	460.80	76.80	5.080	184.88	182.9
C195	166.08	249.12	332.16	415.20	498.24	83.04	5.510	199.88	197.9
C210	179.52	269.28	359.04	448.80	538.56	89.76	5.930	214.88	212.9
C225	190.36	285.54	380.72	475.90	571.08	95.18	6.350	227.88	225.9
C230	193.20	289.80	386.40	483.00	579.60	96.60	6.490	232.88	230.9
C240	201.60	302.40	403.20	504.00	604.80	100.80	6.780	242.88	240.9
C255	215.60	323.40	431.20	539.00	646.80	107.80	7.200	257.88	255.9
C270	227.52	341.28	455.04	568.80	682.56	113.76	7.620	272.88	270.9
C285	240.08	360.12	480.16	600.20	720.24	120.04	8.050	287.88	285.9
C300	252.48	378.72	504.96	631.20	757.44	126.24	8.470	302.88	300.9
C315	264.96	397.44	529.92	662.40	794.88	132.48	8.890	317.88	315.9
C330	277.44	416.16	554.88	693.60	832.32	138.72	9.320	332.88	330.9
C345	289.92	434.88	579.84	724.80	869.76	144.96	9.740	347.88	345.9
C360	302.40	453.60	604.80	756.00	907.20	151.20	10.170	362.88	360.9
C375	315.70	473.55	631.40	789.25	947.10	157.85	10.590	377.88	375.9
C390	328.32	492.48	656.64	820.80	984.96	164.16	11.010	392.88	390.9
C420	354.24	531.36	708.48	885.60	1062.72	177.12	11.860	422.88	420.9

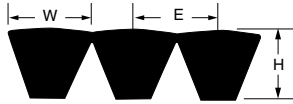
Δ - Non-returnable

* Weights shown are approximate.

For intermediate sizes not shown, consult BANDO for availability and price.



Nominal Dimensions



Belt Section	Top Width W (Inches)	Thickness H (Inches)	Pitch Between Belts E (Inches)
B	.66	.51	.75
C	.88	.63	1.00
D	1.25	.85	1.46

Part Number Example

2 D120

— Belt Size
— Number of ribs

For example, a 2 rib D120 belt is part number 2D120.

No spaces in part number.

D Section

Belt Size	Δ • List Price 2 Rib	• List Price 3 Rib	• List Price 4 Rib	• List Price 5 Rib	• List Price 6 Rib	• List Price/Rib Over 6 Ribs	Weight Rib* (Lbs.)	Outside Length (Inches)	Datum Length (Inches)
D120	190.08	285.12	380.16	475.20	570.24	95.04	6.280	126.13	123.3
D128	202.56	303.84	405.12	506.40	607.68	101.28	6.700	134.13	131.3
D144	227.28	340.92	454.56	568.20	681.84	113.64	7.530	150.13	147.3
D158	249.60	374.40	499.20	624.00	748.80	124.80	8.260	164.13	161.3
D162	257.28	385.92	514.56	643.20	771.84	128.64	8.470	168.13	165.3
D173	272.64	408.96	545.28	681.60	817.92	136.32	9.050	179.13	176.3
D180	283.20	424.80	566.40	708.00	849.60	141.60	9.410	186.13	183.3
D195	307.20	460.80	614.40	768.00	921.60	153.60	10.200	201.13	198.3
D210	331.20	496.80	662.40	828.00	993.60	165.60	10.980	216.13	213.3
D225	349.92	524.88	699.84	874.80	1049.76	174.96	11.770	228.13	225.8
D240	372.48	558.72	744.96	931.20	1117.44	186.24	12.550	243.13	240.8
D255	395.52	593.28	791.04	988.80	1186.56	197.76	13.340	258.13	255.8
D270	419.52	629.28	839.04	1048.80	1258.56	209.76	14.120	273.13	270.8
D285	442.56	663.84	885.12	1106.40	1327.68	221.28	14.910	288.13	285.8
D300	465.60	698.40	931.20	1164.00	1396.80	232.80	15.690	303.13	300.8
D315	489.12	733.68	978.24	1222.80	1467.36	244.56	16.470	318.13	315.8
D330	512.64	768.96	1025.28	1281.60	1537.92	256.32	17.260	333.13	330.8
D345	535.68	803.52	1071.36	1339.20	1607.04	267.84	18.040	348.13	345.8
D360	558.72	838.08	1117.44	1396.80	1676.16	279.36	18.830	363.13	360.8
D390	606.72	910.08	1213.44	1516.80	1820.16	303.36	20.400	393.13	390.8
D420	654.72	982.08	1309.44	1636.80	1964.16	327.36	21.960	423.13	420.8
D450	702.72	1054.08	1405.44	1756.80	2108.16	351.36	23.530	453.13	450.8
D480	750.72	1126.08	1501.44	1876.80	2252.16	375.36	25.100	483.13	480.8
D540	846.82	1270.08	1693.44	2116.80	2540.16	423.36	28.240	543.13	540.8
D600	942.72	1414.08	1885.44	2356.80	2828.16	471.36	31.380	603.13	600.8

Δ - Non-returnable

* Weights shown are approximate.

For intermediate sizes not shown, consult BANDO for availability and price.

Power King® & Power Ace® Combo Mandrel Program

For those customers who prefer to inventory Power King® and Power Ace® combos in full width mandrels rather than individually cut sizes, BANDO stocks mandrel widths in the following configurations:

Belt Section	Length Range (Inches)	No. of Ribs/Mandrel
B	46 - 100	15
	101 - 240	21
C	85 - 420	15
D	120 - 600	11
3V	40 - 75	25
	76 - 140	40
5V	50 - 75	15
	76 - 355	23
8V	100 - —	10
	106 - 600	14
8VK	125 - 560	10

Consult BANDO for availability, price and detailed cutting instructions.



BAN/SET®

Belts are constructed with high modulus aramid cords to maintain length stability and to withstand severe shock loads, making them ideally suited for the oil, gas and aggregate industries.

8V Section Kevlar®

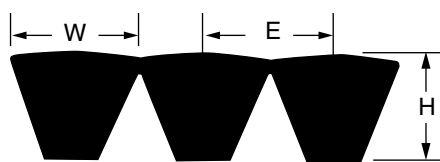
Belt Size	List Price 3 Rib	List Price 4 Rib	List Price 5 Rib	List Price 6 Rib	List Price 8 Rib	List Price 10 Rib	Weight Rib * (Lbs.)	Nominal Outside Length (Inches)
8VK1250	652.50	870.00	1087.50	1305.00	1740.00	2175.00	4.98	126
8VK1320	689.04	918.72	1148.40	1378.08	1837.44	2296.80	5.26	133
8VK1400	730.80	974.40	1218.00	1461.61	1948.40	2436.00	5.58	141
8VK1500	783.00	1044.00	1305.00	1566.00	2088.00	2610.00	5.98	151
8VK1600	835.20	1113.60	1392.00	1670.40	2227.20	2784.00	6.38	161
8VK1700	887.40	1183.20	1479.00	1774.80	2366.40	2958.00	6.77	171
8VK1800	939.60	1252.80	1566.00	1879.20	2505.60	3132.00	7.20	181
8VK1900	991.80	1322.40	1653.00	1983.60	2644.80	3306.00	7.60	191
8VK2000	1044.00	1392.00	1740.00	2088.00	2784.00	3480.00	8.00	201
8VK2120	1106.63	1475.52	1844.40	2213.28	2951.04	3688.80	8.60	213
8VK2240	1169.28	1559.04	1948.80	2338.56	3118.08	3897.60	9.00	225
8VK2360	1231.92	1642.56	2054.40	2463.84	3285.12	4108.80	9.40	237
8VK2500	1305.00	1740.00	2175.00	2610.00	3480.00	4350.00	10.00	251
8VK2650	1383.30	1844.40	2305.50	2766.60	3688.80	4611.00	10.60	266
8VK2800	1461.60	1948.80	2346.00	2923.20	3897.60	4872.00	11.40	281
8VK3000	1566.00	2088.00	2610.00	3132.00	4176.00	5220.00	12.20	301
8VK3150	1644.30	2192.40	2740.50	3288.60	4384.80	5481.00	13.00	316
8VK3350	1748.70	2331.60	2914.50	3497.40	4683.20	5829.00	13.60	336
8VK3550	1853.10	2470.80	3088.50	3706.20	4941.60	6177.00	14.00	356
8VK3750	1957.50	2610.00	3262.50	3915.00	5220.00	6525.00	15.20	376
8VK4000	2088.00	2784.00	3480.00	4176.00	5568.00	6960.00	16.20	401
8VK4250	2218.50	2958.00	3697.50	4437.00	5916.00	7395.00	17.20	426
8VK4500	2349.00	3132.00	3915.00	4698.00	6264.00	7830.00	18.20	451
8VK4750	2479.50	3306.00	4132.50	4959.00	6612.00	8265.00	19.20	476
8VK5000	2610.00	3480.00	4350.00	5220.00	6960.00	8700.00	20.20	501
8VK5600	2932.50	3897.00	4872.00	5846.40	7794.00	9744.00	22.80	561

* Weights shown are approximate.

10 ribs width for 8VK.

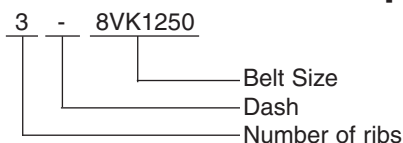
Kevlar is a registered trademark of the DuPont Corporation.

Nominal Dimensions

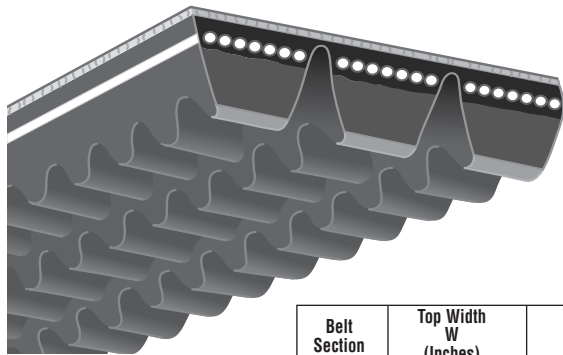


Belt Section	Top Width W (Inches)	Thickness H (Inches)	Pitch Between Belts E (Inches)
8V	1.00	.98	1.13

Part Number Example

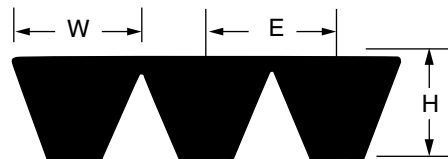


For example, a 3 rib 8VK1250 belt is part number 3-8VK1250. Use dash between ribs and belt size. No spaces.

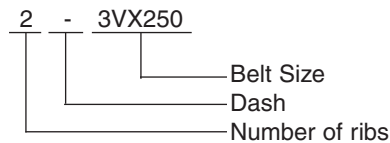


Belt Section	Top Width W (Inches)	Thickness H (Inches)
3VX	.38	.410
5VX	.62	.575

Nominal Dimensions



Part Number Example



For example, a 2 rib 3VX250 belt is part number 2-3VX250. Use dash between ribs and belt size. No spaces.

3VX Section

Belt Size	List Price 2 Rib	List Price 3 Rib	List Price 4 Rib	List Price 5 Rib	List Price 6 Rib	Weight Rib* (Lbs.)	Nominal Outside Length (Inches)
3VX250	28.13	42.20	56.27	70.37	84.43	0.105	25.35
3VX265	28.83	43.27	57.70	72.10	86.53	0.111	26.85
3VX280	29.57	44.37	59.13	73.93	88.73	0.118	28.35
3VX300	30.30	45.43	60.57	75.70	90.87	0.126	30.35
3VX315	31.73	47.57	63.47	79.30	95.17	0.135	31.85
3VX335	32.47	48.70	64.93	81.20	97.43	0.141	33.85
3VX355	33.93	50.87	67.80	84.77	101.73	0.149	35.85
3VX375	34.63	51.93	69.23	86.53	103.87	0.158	37.85
3VX400	36.80	55.17	73.57	91.80	110.33	0.168	40.35
3VX425	38.23	57.33	76.47	95.57	114.67	0.179	42.85
3VX450	39.70	59.50	79.37	99.20	119.03	0.189	45.35
3VX475	41.13	61.67	82.23	102.80	123.33	0.200	47.85
3VX500	41.83	62.73	83.63	106.23	125.47	0.210	50.35
3VX530	43.27	64.90	86.50	108.13	129.80	0.223	53.35
3VX560	44.70	67.03	89.40	111.73	134.10	0.235	56.35
3VX600	46.90	70.33	93.77	117.20	140.67	0.252	60.35
3VX630	48.33	72.47	96.63	120.80	144.97	0.265	63.35
3VX670	50.47	75.70	100.93	126.17	151.40	0.281	67.35
3VX710	53.37	80.03	106.73	133.40	160.10	0.298	71.35
3VX750	56.23	84.33	112.47	140.60	168.70	0.315	75.35
3VX800	59.87	89.80	119.73	149.67	179.57	0.336	80.35
3VX850	64.20	96.30	128.40	160.50	192.57	0.357	85.35
3VX900	69.20	103.83	138.43	173.03	207.63	0.378	90.35
3VX950	72.83	109.27	145.67	182.10	218.50	0.399	95.35
3VX1000	77.17	115.77	154.37	192.93	231.50	0.420	100.35
3VX1060	81.50	122.27	163.00	203.77	244.50	0.445	106.35
3VX1120	88.70	133.07	177.40	221.77	266.13	0.470	112.35
3VX1180	94.47	141.73	188.97	236.20	283.43	0.496	118.35

5VX Section

Belt Size	List Price 2 Rib	List Price 3 Rib	List Price 4 Rib	List Price 5 Rib	List Price 6 Rib	Weight Rib* (Lbs.)	Nominal Outside Length (Inches)
5VX530	92.30	138.43	184.60	230.73	276.87	0.536	53.50
5VX560	96.63	144.93	192.23	241.57	289.87	0.567	56.50
5VX600	104.57	156.83	209.10	261.40	313.67	0.607	60.50
5VX630	109.60	164.40	219.20	274.00	328.80	0.637	63.50
5VX670	116.80	175.20	233.60	292.00	350.43	0.678	67.50
5VX710	124.00	186.03	248.03	310.03	372.03	0.718	71.50
5VX750	131.07	196.63	262.17	327.73	393.27	0.759	75.50
5VX800	139.87	209.83	279.77	349.70	419.67	0.809	80.50
5VX850	150.70	226.07	301.43	376.80	452.13	0.860	85.50
5VX900	156.60	234.73	312.97	391.20	469.47	0.911	90.50
5VX950	168.03	252.03	336.03	420.03	504.07	0.961	95.50
5VX1000	177.37	266.07	354.73	443.43	532.13	1.012	100.50
5VX1060	188.20	282.30	376.40	470.50	564.47	1.072	106.50
5VX1120	199.03	298.53	398.03	497.53	597.07	1.133	112.50
5VX1180	209.83	314.77	419.70	524.60	629.53	1.194	118.50

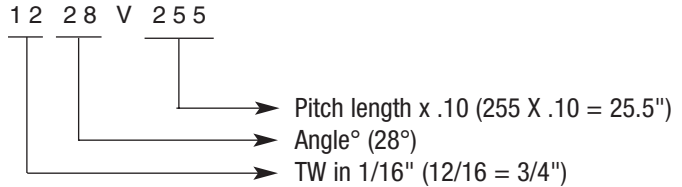

* Weights shown are approximate.

For intermediate sizes not shown, consult BANDO for availability and price.

To find an authorized BANDO distributor, go to www.bandousa.com or call 1-800-829-6612



Nominal Dimensions



Part Number	List Price	Weight* (Lbs.)	Top Width (Inches)	Angle (°)	Outside Circ. (Inches)	Part Number	List Price	Weight* (Lbs.)	Top Width (Inches)	Angle (°)	Outside Circ. (Inches)
1228V255	25.00	0.4	3/4	28	26.0	1626V380	38.70	0.6	1	26	38.5
1230V348	29.80	0.4	3/4	30	35.3	1626V384	40.16	0.6	1	26	38.9
1330V242	28.80	0.4	13/16	30	24.7	1626V395	42.50	0.6	1	26	40.0
1422V235	24.64	0.3	7/8	22	24.0	1626V411	43.34	0.7	1	26	41.6
1422V240	25.32	0.3	7/8	22	24.5	1626V428	44.48	0.7	1	26	43.3
1422V270	26.32	0.3	7/8	22	27.5	1626V440	46.00	0.8	1	26	44.5
1422V290	27.14	0.4	7/8	22	29.5	1626V455	48.22	0.8	1	26	46.0
1422V300	27.84	0.4	7/8	22	30.5	1626V517	50.88	0.9	1	26	52.2
1422V330	28.98	0.4	7/8	22	33.5	1626V604	62.88	1.1	1	26	60.9
1422V340	29.80	0.5	7/8	22	34.5	1626V700	79.92	1.3	1	26	70.5
1422V360	30.34	0.5	7/8	22	36.5	1628V210	27.00	0.4	1	28	21.5
1422V400	30.80	0.5	7/8	22	40.5	1628V315	32.48	0.6	1	28	32.0
1422V420	32.32	0.5	7/8	22	42.5	1632V210	27.00	0.4	1	32	21.5
1422V440	32.78	0.5	7/8	22	44.5	1822V290	36.66	0.6	1-1/8	22	29.7
1422V460	33.08	0.6	7/8	22	46.5	1822V328	40.08	0.7	1-1/8	22	33.5
1422V480	34.00	0.6	7/8	22	48.5	1826V250	42.54	0.4	1-1/8	26	25.6
1422V540	38.70	0.7	7/8	22	54.5	1828V368	47.98	0.8	1-1/8	28	37.4
1422V600	42.36	0.8	7/8	22	60.5	1832V338	44.42	0.7	1-1/8	32	34.5
1422V780	53.54	1.0	7/8	22	78.5	1922V256	40.84	0.5	1-3/16	22	26.2
1426V298	27.50	0.4	7/8	26	30.3	1922V277	41.30	0.5	1-3/16	22	28.4
1426V328	30.26	0.5	7/8	26	33.3	1922V298	42.36	0.7	1-3/16	22	30.4
1426V362	33.40	0.6	7/8	26	36.7	1922V302	42.88	0.7	1-3/16	22	30.8
1430V215	20.66	0.4	7/8	30	22.0	1922V321	44.26	0.8	1-3/16	22	32.7
1430V315	30.26	0.5	7/8	30	32.0	1922V332	45.18	0.8	1-3/16	22	33.8
1430V375	33.30	0.5	7/8	30	38.0	1922V338	45.42	0.9	1-3/16	22	34.4
1430V450	38.10	0.6	7/8	30	45.5	1922V363	46.46	0.9	1-3/16	22	36.9
1430V500	41.74	0.7	7/8	30	50.5	1922V386	48.52	0.9	1-3/16	22	39.2
1524V301	33.08	0.5	15/16	24	30.6	1922V390	49.00	0.9	1-3/16	22	39.6
1526V264	32.16	0.5	15/16	26	26.9	1922V403	49.42	0.9	1-3/16	22	40.9
1526V294	35.80	0.5	15/16	26	29.9	1922V417	49.58	0.9	1-3/16	22	42.3
1528V298	29.96	0.4	15/16	28	30.3	1922V426	49.96	1.0	1-3/16	22	43.2
1528V326	30.50	0.5	15/16	28	33.1	1922V443	50.64	1.1	1-3/16	22	44.9
1528V360	32.48	0.5	15/16	28	36.5	1922V454	51.26	1.1	1-3/16	22	46.0
1528V414	34.06	0.6	15/16	28	41.9	1922V460	51.86	1.1	1-3/16	22	46.6
1622V270	29.04	0.4	1	22	27.5	1922V484	52.70	1.1	1-3/16	22	49.0
1622V297	31.02	0.4	1	22	30.2	1922V526	53.54	1.3	1-3/16	22	53.2
1622V307	32.24	0.5	1	22	31.2	1922V544	54.76	1.3	1-3/16	22	55.0
1622V336	34.52	0.5	1	22	34.1	1922V604	56.96	1.4	1-3/16	22	61.0
1622V520	54.60	0.8	1	22	52.5	1922V630	57.88	1.4	1-3/16	22	63.6
1626V262	30.26	0.4	1	26	26.7	1922V646	59.08	1.5	1-3/16	22	65.2
1626V290	30.80	0.5	1	26	29.5	1922V666	60.08	1.6	1-3/16	22	67.2
1626V293	31.18	0.5	1	26	29.8	1922V686	60.60	1.6	1-3/16	22	69.2
1626V304	32.02	0.6	1	26	30.9	1922V706	61.30	1.7	1-3/16	22	71.2
1626V330	34.52	0.6	1	26	33.5	1922V721	62.61	1.7	1-3/16	22	72.7
1626V339	36.04	0.6	1	26	34.4	1922V726	63.04	1.7	1-3/16	22	73.2
1626V356	37.25	0.6	1	26	36.1	1922V751	63.72	1.8	1-3/16	22	75.7

* Weights shown are approximate.

For intermediate sizes not shown, consult BANDO for availability and price.

Part Number	List Price	Weight* (Lbs.)	Top Width (Inches)	Angle (°)	Outside Circ. (Inches)	Part Number	List Price	Weight* (Lbs.)	Top Width (Inches)	Angle (°)	Outside Circ. (Inches)
1922V806	70.50	1.8	1-3/16	22	81.2	2322V461	67.34	1.5	1-7/16	22	46.9
1922V891	81.06	1.8	1-3/16	22	89.7	2322V481	63.12	1.5	1-7/16	22	48.9
1922V966	88.22	1.9	1-3/16	22	97.2	2322V491	64.05	1.5	1-7/16	22	49.8
1926V250	49.04	0.4	1-3/16	26	25.6	2322V521	64.86	1.6	1-7/16	22	52.8
1926V275	49.64	0.6	1-3/16	26	28.2	2322V541	70.88	1.6	1-7/16	22	54.8
1926V333	50.80	0.8	1-3/16	26	33.9	2322V544	71.07	1.6	1-7/16	22	55.1
1926V367	51.82	0.9	1-3/16	26	37.3	2322V601	74.76	1.7	1-7/16	22	60.9
1926V376	52.02	0.9	1-3/16	26	38.2	2322V604	74.76	1.9	1-7/16	22	61.2
1926V380	52.14	0.9	1-3/16	26	38.6	2322V681	80.22	1.8	1-7/16	22	68.9
1926V390	52.48	0.9	1-3/16	26	39.7	2322V701	81.74	2.2	1-7/16	22	70.9
1926V407	53.62	1.0	1-3/16	26	41.3	2322V721	82.66	2.5	1-7/16	22	72.8
1926V415	54.38	1.0	1-3/16	26	42.1	2322V826	88.44	2.6	1-7/16	22	83.3
1926V427	54.86	1.0	1-3/16	26	43.3	2322V886	92.02	2.9	1-7/16	22	89.3
1926V507	57.84	1.2	1-3/16	26	51.3	2322V921	94.38	3.0	1-7/16	22	92.8
1926V542	59.44	1.8	1-3/16	26	54.9	2326V310	58.18	1.0	1-7/16	26	31.7
1930V355	49.04	0.8	1-3/16	30	36.0	2326V359	59.54	1.1	1-7/16	26	36.7
1930V366	51.02	0.9	1-3/16	30	37.2	2328V345	91.77	1.1	1-7/16	28	35.2
1930V375	52.48	0.9	1-3/16	30	38.3	2330V273	43.72	0.6	1-7/16	30	28.0
1930V400	54.60	1.0	1-3/16	30	40.8	2330V338	54.32	0.7	1-7/16	30	34.6
1930V431	56.50	1.1	1-3/16	30	43.9	2330V359	59.56	0.8	1-7/16	30	36.7
1930V450	58.78	1.1	1-3/16	30	45.8	2330V537	86.76	1.5	1-7/16	30	54.5
1930V485	58.20	1.2	1-3/16	30	49.3	2332V373	79.42	1.1	1-7/16	32	38.0
1930V491	59.54	1.2	1-3/16	30	49.8	2422V570	98.40	2.0	1-1/2	22	58.2
1930V500	63.26	1.2	1-3/16	30	50.9	2426V343	61.22	1.2	1-1/2	26	35.0
1930V541	63.42	1.3	1-3/16	30	54.8	2428V345	95.76	1.2	1-1/2	28	35.2
1930V591	68.56	1.4	1-3/16	30	59.8	2428V707	99.70	3.1	1-1/2	28	71.5
1930V630	76.42	1.5	1-3/16	30	63.8	2428V807	144.42	3.5	1-1/2	28	81.5
1930V670	80.04	1.6	1-3/16	30	67.7	2430V297	93.84	0.8	1-1/2	30	30.4
1930V691	82.08	1.6	1-3/16	30	69.8	2430V302	94.04	0.8	1-1/2	30	30.9
1930V710	88.98	1.6	1-3/16	30	71.7	2430V319	94.72	0.9	1-1/2	30	32.6
1930V750	90.34	1.7	1-3/16	30	75.8	2430V345	95.76	1.0	1-1/2	30	35.2
1930V791	95.54	1.9	1-3/16	30	79.8	2430V354	140.00	1.0	1-1/2	30	36.3
1930V850	107.98	2.0	1-3/16	30	85.8	2430V364	101.00	1.0	1-1/2	30	37.2
1930V891	112.42	2.1	1-3/16	30	89.9	2430V379	105.20	1.0	1-1/2	30	38.6
1930V900	121.52	2.1	1-3/16	30	90.8	2430V388	107.70	1.0	1-1/2	36	39.5
1930V950	132.32	2.2	1-3/16	30	95.8	2436V331	67.90	1.1	1-1/2	36	33.9
1930V991	133.76	2.4	1-3/16	30	99.9	2526V302	93.00	1.1	1-9/16	26	31.0
2026V422	49.04	0.5	1-1/4	26	42.8	2526V314	93.84	1.2	1-9/16	26	32.2
2026V445	52.48	0.8	1-1/4	26	45.1	2526V370	99.84	1.3	1-9/16	26	37.8
2026V474	52.86	0.6	1-1/4	26	48.0	2530V300	54.68	1.9	1-9/16	30	30.9
2026V607	63.50	1.1	1-1/4	26	61.3	2530V335	58.88	1.9	1-9/16	30	34.5
2028V447	52.48	0.9	1-1/4	28	45.2	2530V470	75.06	1.9	1-9/16	30	48.0
2030V381	56.38	0.9	1-1/4	30	38.7	2530V490	73.18	2.0	1-9/16	30	50.0
2126V297	48.66	0.7	1-5/16	26	30.3	2530V500	74.10	2.4	1-9/16	30	51.0
2126V307	50.26	0.7	1-5/16	26	31.3	2530V530	76.30	2.4	1-9/16	30	54.0
2126V309	50.59	0.7	1-5/16	26	31.5	2530V550	82.36	2.5	1-9/16	30	56.0
2126V365	55.36	1.0	1-5/16	26	37.1	2530V575	87.64	2.7	1-9/16	30	58.5
2126V377	56.34	1.0	1-5/16	26	38.3	2530V595	90.34	2.8	1-9/16	30	60.5
2126V468	73.08	1.1	1-5/16	26	47.6	2530V610	91.84	2.8	1-9/16	30	62.0
2226V307	44.10	0.7	1-3/8	26	31.3	2530V630	94.98	2.9	1-9/16	30	64.0
2230V266	41.14	0.6	1-3/8	30	27.4	2530V670	100.76	3.1	1-9/16	30	68.0
2230V273	41.16	0.6	1-3/8	30	28.0	2530V690	105.72	3.1	1-9/16	30	70.0
2230V275	41.16	0.6	1-3/8	30	28.3	2530V710	106.58	3.2	1-9/16	30	72.0
2230V285	50.82	0.6	1-3/8	30	29.3	2530V730	114.46	3.4	1-9/16	30	74.0
2230V326	57.00	0.7	1-3/8	30	33.4	2530V750	124.22	3.5	1-9/16	30	76.0
2230V345	96.96	0.8	1-3/8	30	35.3	2530V790	135.20	3.7	1-9/16	30	80.0
2230V375	64.64	0.9	1-3/8	30	38.3	2530V840	143.46	3.9	1-9/16	30	85.0
2322V329	63.26	1.0	1-7/16	22	33.7	2530V850	145.20	4.0	1-9/16	30	86.0
2322V347	64.18	1.1	1-7/16	22	35.4	2530V890	153.76	4.1	1-9/16	30	90.0
2322V364	64.42	1.1	1-7/16	22	37.2	2530V900	165.78	4.1	1-9/16	30	91.0
2322V373	64.55	1.1	1-7/16	22	38.0	2530V934	164.68	4.3	1-9/16	30	94.4
2322V384	64.94	1.2	1-7/16	22	39.1	2530V950	179.92	4.4	1-9/16	30	96.0
2322V396	65.40	1.2	1-7/16	22	40.4	2530V990	175.90	4.6	1-9/16	30	100.0
2322V421	66.08	1.3	1-7/16	22	42.8	2530V1250	259.32	5.1	1-9/16	30	126.0
2322V434	66.76	1.3	1-7/16	22	44.1	2626V369	81.68	1.3	1-5/8	26	37.6
2322V441	67.08	1.4	1-7/16	22	44.8	2626V388	91.10	1.4	1-5/8	26	39.6

* Weights shown are approximate.

For intermediate sizes not shown, consult BANDO for availability and price.



Part Number	List Price	Weight* (Lbs.)	Top Width (Inches)	Angle (°)	Outside Circ. (Inches)	Part Number	List Price	Weight* (Lbs.)	Top Width (Inches)	Angle (°)	Outside Circ. (Inches)
2630V345	68.82	1.1	1-5/8	30	35.4	3226V650	141.80	2.7	2	26	65.9
2630V395	78.80	1.3	1-5/8	30	40.5	3226V663	141.98	2.8	2	26	67.2
2636V332	67.46	1.2	1-5/8	36	34.2	3226V690	144.42	3.1	2	26	69.9
2826V412	77.34	1.7	1-3/4	26	42.1	3226V723	147.90	3.2	2	26	73.2
2826V452	83.66	1.9	1-3/4	26	46.1	3226V783	156.04	3.4	2	26	79.2
2830V337	58.08	0.8	1-3/4	30	34.7	3226V843	168.44	3.6	2	26	86.0
2830V363	60.68	1.0	1-3/4	30	37.2	3226V903	179.54	3.8	2	26	91.2
2830V366	61.08	1.0	1-3/4	30	37.5	3226V963	192.16	4.0	2	26	97.2
2830V367	61.35	1.0	1-3/4	30	37.6	3226V1023	204.10	4.1	2	26	103.2
2830V387	63.12	1.3	1-3/4	30	39.6	3230V419	132.32	2.1	2	30	42.9
2830V393	63.72	1.1	1-3/4	30	40.3	3230V481	134.06	2.6	2	30	49.1
2830V422	78.86	1.2	1-3/4	30	43.2	3230V630	147.08	3.4	2	30	64.0
2830V428	79.08	1.2	1-3/4	30	43.8	3230V670	149.58	3.6	2	30	68.0
2830V492	83.80	2.1	1-3/4	30	50.2	3230V701	151.72	3.8	2	30	71.1
2836V343	88.28	1.4	1-3/4	36	35.2	3230V710	154.22	3.8	2	30	72.0
2836V350	91.02	1.4	1-3/4	36	35.9	3230V750	155.28	4.0	2	30	76.0
2836V361	91.39	1.5	1-3/4	36	37.0	3230V771	156.58	4.2	2	30	78.1
2836V380	92.02	1.6	1-3/4	36	38.9	3230V850	160.08	4.9	2	30	86.0
2926V366	78.26	1.7	1-13/16	26	37.5	3230V900	174.68	5.2	2	30	91.0
2926V400	78.64	1.8	1-13/16	26	40.9	3230V950	187.76	5.5	2	30	96.0
2926V426	79.32	2.0	1-13/16	26	43.5	3230V1250	261.90	7.2	2	30	126.0
2926V471	79.62	2.1	1-13/16	26	48.0	3230HV553	135.58	3.6	2	30	56.3
2926V477	80.08	2.1	1-13/16	26	48.6	3230HV570	136.12	3.6	2	30	58.0
2926V491	82.20	2.2	1-13/16	26	50.0	3230HV585	136.80	3.7	2	30	59.5
2926V521	84.18	2.4	1-13/16	26	53.0	3230HV603	137.40	3.8	2	30	61.3
2926V534	84.64	2.5	1-13/16	26	54.3	3230HV613	138.32	3.9	2	30	62.3
2926V546	85.18	2.5	1-13/16	26	55.5	3230HV620	139.92	4.0	2	30	63.0
2926V574	87.22	2.6	1-13/16	26	58.3	3230HV626	142.20	4.1	2	30	63.6
2926V586	88.82	2.7	1-13/16	26	59.5	3230HV644	143.88	4.1	2	30	65.4
2926V606	89.88	2.7	1-13/16	26	61.5	3230HV670	145.78	4.3	2	30	68.0
2926V616	91.00	2.8	1-13/16	26	62.5	3230HV685	147.76	4.3	2	30	69.5
2926V636	92.16	2.9	1-13/16	26	64.5	3230HV702	149.12	4.4	2	30	71.2
2926V646	92.92	2.9	1-13/16	26	65.5	3230HV723	150.42	4.5	2	30	73.3
2926V666	95.14	3.0	1-13/16	26	67.5	3230HV821	171.56	4.9	2	30	83.1
2926V686	96.58	3.1	1-13/16	26	69.5	3230HV856	178.04	5.0	2	30	86.6
2926V706	97.26	3.2	1-13/16	26	71.5	3230HV931	185.40	5.3	2	30	94.1
2926V726	99.70	3.3	1-13/16	26	73.5	3230HV960	188.34	5.4	2	30	97.0
2926V750	101.08	3.4	1-13/16	26	75.9	3236V342	91.60	1.5	2	36	35.1
2926V776	102.58	3.5	1-13/16	26	78.5	3236V369	97.34	1.6	2	36	37.8
2926V786	104.86	3.5	1-13/16	26	79.5	3236V389	103.04	2.0	2	36	39.9
2926V834	107.08	3.7	1-13/16	26	84.3	3236V432	128.90	2.2	2	36	44.2
2926V856	108.44	3.9	1-13/16	26	86.5	3236V478	138.02	2.7	2-1/16	36	48.9
2926V891	110.58	4.0	1-13/16	26	90.0	3430V424	131.60	2.1	2-1/8	30	43.4
2926V906	114.30	4.1	1-13/16	26	92.1	3430V450	132.64	2.1	2-1/8	30	46.0
2926V921	115.20	4.3	1-13/16	26	93.0	3430V456	134.41	2.1	2-1/8	30	46.6
2926V966	118.40	4.4	1-13/16	26	97.5	3430V480	134.62	2.2	2-1/8	30	49.0
2926V1026	127.00	4.7	1-13/16	26	103.5	3432V450	132.66	2.2	2-1/8	32	46.0
2930V348	78.00	2.1	1-13/16	30	35.7	3432V456	132.66	2.2	2-1/8	32	46.6
2930V492	82.20	2.2	1-13/16	30	50.2	3432V480	134.64	2.3	2-1/8	32	49.0
3028V386	82.60	1.8	1-7/8	28	39.5	3432V534	138.18	2.5	2-1/8	32	54.4
3030V357	80.30	1.6	1-7/8	30	36.7	3436V404	127.84	2.1	2-1/8	36	41.3
3030V377	82.18	1.7	1-7/8	30	38.7	3626V556	145.08	3.5	2-1/4	26	56.5
3030V387	82.58	1.7	1-7/8	30	39.6	3630V455	145.12	2.5	2-1/4	30	46.5
3036V351	83.04	1.6	1-7/8	36	36.1	3630V479	148.74	3.0	2-1/4	30	48.9
3226V392	120.84	1.9	2	26	40.1	3726V558	160.68	3.2	2-5/16	26	54.8
3226V395	121.00	2.0	2	26	40.4	3826V459	167.84	3.3	2-3/8	26	46.9
3226V400	121.22	2.1	2	26	40.9	3826V465	168.44	3.3	2-3/8	26	47.5
3226V433	127.22	2.2	2	26	44.2	3828V728	147.14	4.3	2-3/8	28	73.8
3226V439	129.28	2.2	2	26	44.8	3830V501	183.78	3.4	2-3/8	30	51.1
3226V450	130.16	2.3	2	26	45.9	3830V510	185.36	3.5	2-3/8	30	52.0
3226V465	130.88	2.3	2	26	47.4	3830V517	187.90	3.6	2-3/8	30	52.7
3226V505	132.24	2.4	2	26	51.4	3830V587	196.50	3.6	2-3/8	30	59.7
3226V514	134.38	2.4	2	26	52.3	3836V418	126.46	2.8	2-3/8	36	42.8
3226V545	135.96	2.5	2	26	55.4	3836V426	127.52	2.9	2-3/8	36	43.6
3226V585	138.64	2.5	2	26	59.4	3836V654	134.90	3.8	2-3/8	36	66.4
3226V603	141.52	2.6	2	26	61.2	3836V734	147.14	4.3	2-3/8	36	74.4

* Weights shown are approximate.

For intermediate sizes not shown, consult BANDO for availability and price.



Part Number	List Price	Weight* (Lbs.)	Top Width (Inches)	Angle (°)	Outside Circ. (Inches)	Part Number	List Price	Weight* (Lbs.)	Top Width (Inches)	Angle (°)	Outside Circ. (Inches)
3836V795	161.82	2.9	2-3/8	36	80.5	4430V1150	342.96	9.8	2-3/4	30	116.1
4030V538	179.78	3.0	2-1/2	30	54.9	4430V1180	350.96	10.0	2-3/4	30	119.1
4030V590	197.16	4.2	2-1/2	30	60.1	4430V1250	375.20	11.9	2-3/4	30	126.1
4036V541	150.48	4.0	2-1/2	36	55.2	4430V1320	401.36	11.5	2-3/4	30	133.1
4036V574	229.76	4.1	2-1/2	36	58.5	4430V1410	427.52	13.2	2-3/4	30	142.1
4230V503	171.10	4.0	2-5/8	30	51.4	4436V525	152.62	4.5	2-3/4	36	53.6
4230V556	189.80	4.1	2-5/8	30	56.7	4436V551	155.82	4.7	2-3/4	36	56.2
4230V605	198.56	4.5	2-5/8	30	61.6	4436V576	168.60	4.9	2-3/4	36	58.7
4230V653	207.10	4.5	2-5/8	30	66.5	4436V646	226.16	5.5	2-3/4	36	65.7
4330V521	199.02	4.6	2-11/16	30	53.2	4436V714	250.36	7.6	2-3/4	36	72.5
4430V510	143.18	4.4	2-3/4	30	52.1	4436V750	289.18	7.8	2-3/4	36	76.1
4430V530	144.28	4.6	2-3/4	30	54.1	4630V650	244.48	7.5	2-7/8	30	66.1
4430V548	146.76	4.7	2-3/4	30	55.9	4630V663	247.93	7.5	2-7/8	30	67.4
4430V555	148.63	4.8	2-3/4	30	56.6	4630V668	249.80	7.7	2-7/8	30	67.9
4430V570	168.44	4.9	2-3/4	30	58.1	4630V683	254.22	8.0	2-7/8	30	69.4
4430V578	170.00	5.1	2-3/4	30	58.9	4630V733	282.96	8.1	2-7/8	30	74.4
4430V610	173.30	5.3	2-3/4	30	62.1	4630V756	288.82	7.6	2-7/8	30	76.7
4430V630	179.88	5.6	2-3/4	30	64.1	4632V722	319.78	8.5	2-7/8	32	73.3
4430V652	183.82	5.7	2-3/4	30	66.3	4830V614	215.06	6.7	3	30	62.8
4430V660	185.26	5.7	2-3/4	30	67.1	4830V653	220.60	6.8	3	30	66.7
4430V670	189.88	6.8	2-3/4	30	68.1	4830V692	226.70	6.9	3	30	70.6
4430V690	193.82	6.0	2-3/4	30	70.1	4830V699	226.70	7.0	3	30	71.3
4430V700	197.40	6.1	2-3/4	30	71.1	4830V730	238.40	7.2	3	30	74.4
4430V710	199.57	6.2	2-3/4	30	72.1	4830V750	245.32	7.3	3	30	76.4
4430V730	205.32	6.4	2-3/4	30	74.1	4830V850	276.04	8.0	3	30	86.4
4430V740	208.13	6.4	2-3/4	30	75.1	4836V588	211.78	5.8	3	36	60.2
4430V750	224.92	6.5	2-3/4	30	76.1	4836V608	212.40	6.0	3	36	62.2
4430V760	225.50	6.5	2-3/4	30	77.1	4836V655	221.36	6.4	3	36	66.9
4430V767	226.92	6.6	2-3/4	30	77.8	4836V670	226.42	6.4	3	36	68.4
4430V790	217.74	6.9	2-3/4	30	80.1	4836V710	239.94	6.5	3	36	72.4
4430V850	235.02	7.4	2-3/4	30	86.1	4836V729	238.02	7.0	3	36	74.3
4430V910	253.52	7.9	2-3/4	30	92.1	4836V750	253.46	7.2	3	36	76.4
4430V930	278.48	8.0	2-3/4	30	94.1	4836V789	260.76	7.3	3	36	80.3
4430V950	282.50	8.3	2-3/4	30	96.1	4836V850	277.04	7.5	3	36	86.4
4430V1030	286.02	9.0	2-3/4	30	104.1	4836V900	297.90	7.6	3	36	91.4
4430V1060	314.82	9.2	2-3/4	30	107.2	4836V950	315.12	8.5	3	36	96.4
4430V1090	320.00	9.6	2-3/4	30	110.1	4836V1180	400.76	10.0	3	36	119.4

Metric Variable Speed Belts

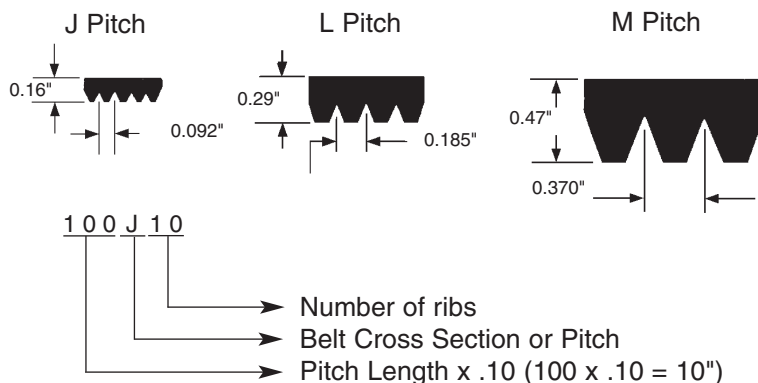
Part Number	List Price	Weight* (Lbs.)	Top Width (Inches)	Angle (°)	Outside Circ. (Inches)	Part Number	List Price	Weight* (Lbs.)	Top Width (Inches)	Angle (°)	Outside Circ. (Inches)
875VC3828	95.76	1.2	1-1/2	28	35.4	975VC3830	140.00	1.0	1-1/2	38	39.3

* Weights shown are approximate.

For intermediate sizes not shown, consult BANDO for availability and price.



Nominal Dimensions



Belt Number is effective length in tenths of an inch, cross section, and number of ribs.

J Section

Part Number	List Price Per Rib	Weight Rib* (Lbs.)	***Max. Ribs Per Sleeve	Part Number	List Price Per Rib	Weight Rib* (Lbs.)	***Max. Ribs Per Sleeve
100J	2.19	0.10	180	425J	1.00	0.20	100
105J	2.19	0.10	180	430J	1.02	0.30	100
120J	2.27	0.10	180	440J	1.04	0.30	100
130J	2.27	0.10	180	445J	1.05	0.30	100
140J	2.27	0.10	180	450J	1.06	0.30	100
150J	2.27	0.10	180	460J	1.02	0.30	100
160J	2.27	0.10	180	480J	1.06	0.30	100
170J	2.27	0.10	180	490J	1.08	0.30	100
180J	1.06	0.10	180	500J	1.11	0.30	100
190J	1.06	0.10	180	510J	1.18	0.30	100
200J	1.06	0.10	180	515J	1.19	0.30	100
220J	1.10	0.10	180	520J	1.20	0.30	100
230J	1.10	0.10	180	530J	1.23	0.30	100
240J	1.10	0.10	180	540J	1.25	0.30	100
260J	1.10	0.20	180	550J	1.27	0.30	100
270J	0.80	0.20	100	560J	1.25	0.30	100
280J	0.80	0.20	100	580J	1.29	0.30	100
285J	0.81	0.20	100	610J	1.73	0.30	180
290J	0.83	0.20	100	630J	1.81	0.40	180
300J	0.86	0.20	100	650J	1.83	0.40	180
310J	0.83	0.20	100	655J	1.87	0.40	180
323J	0.87	0.20	100	690J	1.91	0.40	180
330J	0.89	0.20	100	730J	2.43	0.40	180
340J	0.91	0.20	100	770J	2.53	0.40	180
347J	1.00	0.20	100	820J	2.79	0.50	180
360J	0.92	0.20	100	870J	3.43	0.50	180
370J	0.94	0.20	100	920J	3.43	0.50	180
380J	0.97	0.20	100	940J	3.39	0.55	180
390J	1.00	0.20	100	980J	3.45	0.60	180
400J	1.02	0.20	100				

* Weights shown are approximate.

** Non-stock sizes – consult BANDO for availability.

***Full sleeves are available – consult BANDO for price, availability and detailed cutting instructions.

For intermediate sizes not shown, consult BANDO for availability and price.



L Section

Part Number	List Price Per Rib	Weight Rib* (Lbs.)	***Max. Ribs Per Sleeve	Part Number	List Price Per Rib	Weight Rib* (Lbs.)	***Max. Ribs Per Sleeve
375L	4.44	0.90	100	915L	8.79	0.27	100
390L	4.60	0.90	100	930L	8.91	0.27	100
500L	5.26	0.12	100	975L	9.67	0.28	100
525L	5.34	0.13	100	990L	9.80	0.28	100
540L	5.44	0.13	100	1065L	10.52	0.31	100
550L	5.66	0.13	100	1080L	10.70	0.31	100
560L	5.74	0.13	100	1120L	11.06	0.32	100
580L	5.98	0.13	100	1140L	11.22	0.32	100
615L	6.08	0.15	100	1150L	11.36	0.33	100
635L	6.26	0.15	100	1180L	11.70	0.34	100
655L	6.42	0.16	100	1215L	12.08	0.35	100
675L	6.76	0.16	100	1230L	11.98	0.35	100
695L	6.90	0.17	100	1295L	12.71	0.37	100
710L	7.07	0.17	100	1310L	12.91	0.38	100
725L	7.23	0.17	100	1375L	13.57	0.40	100
765L	7.59	0.18	100	1455L	14.27	0.42	100
780L	7.67	0.19	100	1595L	15.74	0.45	100
795L	7.75	0.19	100	1650L	16.36	0.48	100
815L	7.85	0.19	100	1760L	17.42	0.51	100
825L	7.97	0.19	100	1820L	18.02	0.53	100
840L	8.05	0.20	100	1980L	19.73	0.57	100
865L	8.29	0.20	100	2120L	21.22	0.62	100
880L	8.47	0.20	100	2400L	24.07	0.70	100

M Section

Part Number	List Price Per Rib	Weight Rib* (Lbs.)	***Max. Ribs Per Sleeve	Part Number	List Price Per Rib	Weight Rib* (Lbs.)	***Max. Ribs Per Sleeve
900M	28.26	0.80	48	1830M	55.12	1.64	48
940M	29.42	0.84	48	1980M	59.53	1.78	48
990M	30.83	0.88	48	2130M	63.67	1.91	48
1060M	32.94	0.94	48	2410M	71.74	2.16	48
1115M	34.42	1.01	48	2710M	80.41	2.43	48
1150M	35.47	1.02	48	3010M	89.08	2.69	48
1230M	37.75	1.11	48	3310M	97.75	2.96	48
1310M	40.08	1.18	48	3610M	109.07	3.20	48
1390M	42.35	1.25	48	3910M	115.01	3.50	48
1470M	44.64	1.32	48	4210M	123.64	3.75	48
1610M	48.73	1.45	48	4810M	141.39	4.29	48
1650M	49.86	1.48	48	5410M	158.73	4.82	48
1760M	53.07	1.58	48	6010M	176.05	5.36	48

* Weights shown are approximate.

** Non-stock sizes – consult BANDO for availability.

***Full sleeves are available – consult BANDO for price, availability and detailed cutting instructions.

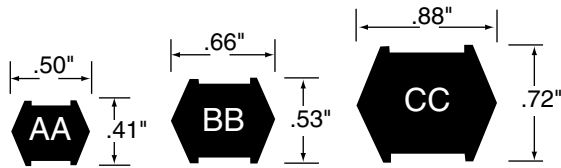
For intermediate sizes Rib not shown, consult BANDO for availability and price.

Minimum Recommended Sheave Diameter

Belt Cross Section	J	L	M
Minimum Diameter (Inches)	0.8	3.0	7.0



Nominal Dimensions



AA Section

Part Number	List Price	Weight* (Lbs.)	Effective Length (Inches)	Part Number	List Price	Weight* (Lbs.)	Effective Length (Inches)
AA45	8.38	0.30	47.10	AA78	13.50	0.60	80.10
AA47	8.75	0.30	49.10	AA80	13.50	0.60	82.10
AA51	9.50	0.40	53.10	AA85	14.50	0.60	87.10
AA55	9.96	0.40	57.10	AA90	15.50	0.70	92.10
AA60	10.50	0.50	62.10	AA93	15.98	0.70	95.10
AA62	10.76	0.50	64.10	AA96	16.50	0.70	98.10
AA64	11.00	0.50	66.10	AA105	18.00	0.80	107.10
AA65	11.09	0.50	67.10	AA112	20.00	0.80	114.10
AA66	11.26	0.50	68.10	AA120	21.50	0.90	122.10
AA68	11.50	0.50	70.10	AA128	23.00	0.90	130.10
AA70	12.00	0.60	72.10	AA136	24.44	1.00	138.10
AA75	12.50	0.60	77.10	AA144	25.88	1.00	146.10
AA77	13.50	0.60	79.10				

BB Section

Part Number	List Price	Weight* (Lbs.)	Effective Length (Inches)	Part Number	List Price	Weight* (Lbs.)	Effective Length (Inches)
BB43	12.24	0.60	45.90	BB122	28.97	1.50	124.90
BB45	12.74	0.60	47.90	BB123	29.20	1.50	125.90
BB46	13.04	0.60	48.90	BB124	29.50	1.50	126.90
BB51	14.00	0.70	53.90	BB127	30.25	1.60	129.90
BB53	14.26	0.70	55.90	BB128	30.50	1.60	130.90
BB54	14.42	0.70	56.90	BB129	30.84	1.60	131.90
BB55	14.50	0.70	57.90	BB130	31.08	1.70	132.90
BB60	15.00	0.80	62.90	BB136	32.58	1.80	138.90
BB63	16.00	0.80	65.90	BB140	33.50	1.80	142.90
BB68	16.50	0.90	70.90	BB144	34.50	1.80	146.90
BB71	17.16	1.00	73.90	BB148	35.80	1.80	150.90
BB73	17.55	1.00	75.90	BB155	36.80	2.00	157.90
BB74	17.80	1.00	76.90	BB157	37.30	2.00	159.90
BB75	18.00	1.00	77.90	BB158	37.50	2.00	160.90
BB76	18.24	1.00	78.90	BB159	37.74	2.00	161.90
BB77	18.50	1.00	79.90	BB162	39.00	2.10	164.90
BB81	19.50	1.00	83.90	BB168	39.86	2.10	170.90
BB82	19.74	1.00	84.90	BB169	40.06	2.10	171.90
BB83	20.16	1.00	85.90	BB173	41.00	2.10	175.90
BB85	20.50	1.10	87.90	BB175	41.47	2.10	177.90
BB90	21.50	1.10	92.90	BB180	43.00	2.20	182.90
BB92	22.16	1.10	94.90	BB182	43.42	2.20	184.90
BB93	22.50	1.20	95.90	BB190	45.34	2.30	192.90
BB94	22.74	1.20	96.90	BB195	46.50	2.40	197.90
BB97	23.50	1.20	99.90	BB210	50.00	2.60	212.90
BB103	24.50	1.30	105.90	BB225	53.08	2.80	226.40
BB105	25.00	1.30	107.90	BB226	53.58	2.80	227.40
BB107	25.58	1.30	109.90	BB228	54.00	2.90	229.40
BB108	25.90	1.30	110.90	BB230	54.50	2.90	231.40
BB111	26.70	1.40	113.90	BB240	56.50	2.90	241.40
BB112	27.00	1.40	114.90	BB270	64.00	3.30	271.40
BB116	27.70	1.40	118.90	BB273	64.96	3.30	274.40
BB117	27.96	1.40	119.90	BB277	65.66	3.50	278.40
BB118	28.08	1.50	120.90	BB278	65.92	3.50	279.40
BB120	28.50	1.50	122.90	BB300	71.00	3.70	301.40

* Weights shown are approximate.

For intermediate sizes not shown, consult BANDO for availability and price.

CC Section

Part Number	List Price	Weight* (Lbs.)	Effective Length (Inches)	Part Number	List Price	Weight* (Lbs.)	Effective Length (Inches)
CC75	33.50	1.60	79.20	CC158	70.00	3.50	162.20
CC81	36.50	1.80	85.20	CC162	71.50	3.80	166.20
CC85	37.50	1.90	89.20	CC173	76.50	3.80	177.20
CC90	40.50	2.00	94.20	CC180	80.00	4.00	184.20
CC96	43.00	2.20	100.20	CC195	86.50	4.30	199.20
CC105	47.00	2.40	109.20	CC210	93.50	4.70	214.20
CC112	50.00	2.50	116.20	CC240	105.00	5.20	242.20
CC119	53.20	2.70	123.20	CC270	118.50	5.90	272.20
CC120	53.50	2.70	124.20	CC300	131.50	6.50	302.20
CC128	57.00	2.90	132.20	CC330	144.50	7.20	332.20
CC136	60.20	3.10	140.20	CC360	157.50	7.80	362.20
CC144	64.00	3.20	148.20	CC390	171.00	8.50	392.20
CC150	66.40	3.20	154.20	CC420	184.50	9.10	422.20
CC155	68.67	3.20	159.20				

* Weights shown are approximate.

For intermediate sizes not shown, consult BANDO for availability and price.

Installation and Maintenance Tools

Get the maximum value from your BANDO drives: proper installation, alignment and tension are the key to optimum belt life.




Tension tester uses simple force/deflection method. Metal gauge is packed in plastic tube complete with instructions.
Order BU-304...\$20.00 net each.



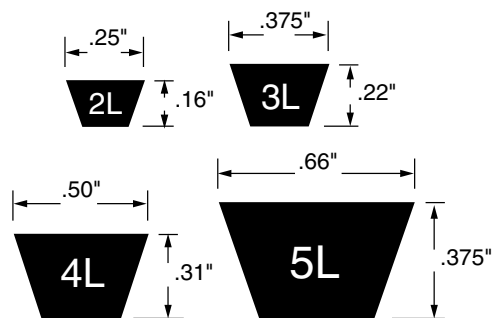
Sheave groove and belt cross section identification gauges used to inspect sheaves for worn or "dished out" sidewalls. Eleven (11) piece set measures classical and narrow sheaves.
Order BU-303...\$8.00 net each.



Laser-A-Line system assures horizontal, vertical and parallel alignment, comes complete with three (3) targets and hard shell carrying case and instructions.
Order BU-439...\$1,225.00 list.



Nominal Dimensions



2L Section All 2L Duraflex are polyurethane cog construction.

Part Number	List Price	Weight* (Lbs.)	Outside Length (Inches)	Part Number	List Price	Weight* (Lbs.)	Outside Length (Inches)
2L080	5.42	0.008	8.0	2L180	5.42	0.018	18.0
2L090	5.42	0.009	9.0	2L190	5.42	0.018	19.0
2L100	5.42	0.010	10.0	2L200	5.42	0.019	20.0
2L110	5.42	0.011	11.0	2L220	5.42	0.021	22.0
2L120	5.42	0.012	12.0	2L240	5.42	0.023	24.0
2L130	5.42	0.013	13.0	2L260	5.51	0.025	26.0
2L140	5.42	0.014	14.0	2L280	5.69	0.027	28.0
2L150	5.42	0.015	15.0	2L300	5.85	0.029	30.0
2L160	5.42	0.016	16.0	2L320	6.02	0.031	32.0
2L170	5.42	0.017	17.0	2L340	6.20	0.033	34.0

3L Section

Part Number	List Price	Weight* (Lbs.)	Outside Length (Inches)	Part Number	List Price	Weight* (Lbs.)	Outside Length (Inches)
3L110	4.72	0.037	11.0	3L430	6.36	0.145	43.0
3L120	4.72	0.040	12.0	3L440	6.44	0.148	44.0
3L130	4.72	0.044	13.0	3L450	6.56	0.152	45.0
3L140	4.72	0.047	14.0	3L460	6.64	0.155	46.0
3L150	4.72	0.051	15.0	3L470	6.76	0.158	47.0
3L160	4.72	0.054	16.0	3L480	6.84	0.162	48.0
3L170	4.72	0.057	17.0	3L490	6.92	0.165	49.0
3L180	4.72	0.061	18.0	3L500	7.00	0.168	50.0
3L190	4.72	0.064	19.0	3L510	7.08	0.172	51.0
3L200	4.72	0.067	20.0	3L520	7.16	0.175	52.0
3L210	4.72	0.071	21.0	3L530	7.24	0.179	53.0
3L220	4.72	0.074	22.0	3L540	7.32	0.182	54.0
3L230	4.72	0.077	23.0	3L550	7.40	0.185	55.0
3L240	4.72	0.081	24.0	3L560	7.48	0.189	56.0
3L250	4.72	0.084	25.0	3L570	7.56	0.192	57.0
3L260	4.80	0.088	26.0	3L580	7.64	0.195	58.0
3L270	4.88	0.091	27.0	3L590	7.72	0.199	59.0
3L280	4.96	0.094	28.0	3L600	7.80	0.202	60.0
3L290	5.04	0.098	29.0	3L610	7.92	0.205	61.0
3L300	5.12	0.101	30.0	3L620	8.00	0.209	62.0
3L310	5.16	0.104	31.0	3L630	8.08	0.212	63.0
3L320	5.24	0.108	32.0	3L640	8.16	0.216	64.0
3L330	5.32	0.111	33.0	3L650	8.24	0.219	65.0
3L340	5.40	0.115	34.0	3L660	8.32	0.222	66.0
3L350	5.52	0.118	35.0	3L670	8.40	0.226	67.0
3L360	5.60	0.121	36.0	3L680	8.48	0.229	68.0
3L370	5.72	0.125	37.0	3L690	8.60	0.232	69.0
3L380	5.84	0.128	38.0	3L700	8.68	0.236	70.0
3L390	5.96	0.131	39.0	3L710	8.84	0.239	71.0
3L400	6.08	0.135	40.0	3L720	8.96	0.242	72.0
3L410	6.20	0.138	41.0	3L730	9.08	0.246	73.0
3L420	6.28	0.141	42.0	3L740	9.20	0.249	74.0

* Weights shown are approximate.

For intermediate sizes not shown, consult BANDO for availability and price.

4L Section

Part Number	List Price	Weight* (Lbs.)	Outside Length (Inches)	Part Number	List Price	Weight* (Lbs.)	Outside Length (Inches)
4L150	4.96	0.090	15.0	4L570	7.96	0.344	57.0
4L160	4.96	0.096	16.0	4L580	8.04	0.350	58.0
4L170	4.96	0.102	17.0	4L590	8.12	0.356	59.0
4L175	4.96	0.105	17.5	4L600	8.24	0.362	60.0
4L180	4.96	0.109	18.0	4L610	8.32	0.368	61.0
4L190	4.96	0.115	19.0	4L620	8.40	0.374	62.0
4L200	4.96	0.121	20.0	4L630	8.52	0.380	63.0
4L210	4.96	0.127	21.0	4L640	8.60	0.386	64.0
4L220	4.96	0.133	22.0	4L650	8.72	0.392	65.0
4L230	4.96	0.139	23.0	4L660	8.80	0.398	66.0
4L240	4.96	0.145	24.0	4L670	8.88	0.404	67.0
4L250	4.96	0.151	25.0	4L680	9.00	0.410	68.0
4L260	5.04	0.157	26.0	4L690	9.12	0.416	69.0
4L270	5.12	0.163	27.0	4L700	9.20	0.422	70.0
4L280	5.20	0.169	28.0	4L710	9.40	0.428	71.0
4L290	5.28	0.175	29.0	4L720	9.60	0.434	72.0
4L300	5.36	0.181	30.0	4L730	9.68	0.440	73.0
4L310	5.44	0.187	31.0	4L740	9.72	0.446	74.0
4L315	5.48	0.190	31.5	4L750	9.80	0.452	75.0
4L320	5.52	0.193	32.0	4L760	9.88	0.458	76.0
4L330	5.60	0.199	33.0	4L770	10.00	0.464	77.0
4L340	5.72	0.205	34.0	4L780	10.16	0.470	78.0
4L350	5.80	0.211	35.0	4L790	10.32	0.476	79.0
4L360	5.92	0.217	36.0	4L800	10.48	0.482	80.0
4L370	6.00	0.223	37.0	4L810	10.64	0.488	81.0
4L380	6.12	0.229	38.0	4L820	10.80	0.494	82.0
4L390	6.28	0.235	39.0	4L830	10.96	0.500	83.0
4L400	6.40	0.241	40.0	4L840	11.12	0.506	84.0
4L410	6.52	0.247	41.0	4L850	11.28	0.512	85.0
4L415	6.56	0.250	41.5	4L860	11.44	0.518	86.0
4L420	6.60	0.253	42.0	4L870	11.60	0.524	87.0
4L430	6.72	0.259	43.0	4L880	11.76	0.530	88.0
4L440	6.88	0.265	44.0	4L890	11.92	0.536	89.0
4L450	7.00	0.271	45.0	4L900	12.08	0.543	90.0
4L460	7.08	0.277	46.0	4L910	12.24	0.549	91.0
4L470	7.16	0.283	47.0	4L920	12.40	0.555	92.0
4L480	7.20	0.289	48.0	4L930	12.56	0.561	93.0
4L490	7.28	0.295	49.0	4L940	12.68	0.567	94.0
4L500	7.36	0.301	50.0	4L950	12.80	0.573	95.0
4L510	7.44	0.307	51.0	4L960	12.96	0.579	96.0
4L520	7.52	0.313	52.0	4L970	13.08	0.585	97.0
4L530	7.60	0.319	53.0	4L980	13.20	0.591	98.0
4L540	7.68	0.326	54.0	4L990	13.36	0.597	99.0
4L550	7.76	0.332	55.0	4L1000	13.48	0.603	100.0
4L560	7.88	0.338	56.0				

* Weights shown are approximate.

For intermediate sizes not shown, consult BANDO for availability and price.

Belt Sleeves

BANDO Belt Sleeves are useful in identifying and displaying belts in an attractive and organized manner. For availability of sleeves, contact BANDO Inside Sales and request Sleeve BU-201 (3" x 6" x 1/2") or Sleeve BU-202 (4" x 6" x 3/4").

Premium V-Belt

BANDO

Premium V-Belt

Worldwide Manufacturing
World Class Quality

BANDO

Premium V-Belt

PROPER INSTALLATION PROCEDURE

1. Lock out power source before attempting to change belt(s).
2. Shorten center distance and remove old belt(s).
3. Inspect sheave(s) for wear or damage. Replace if necessary.
4. Replace new belt(s). Do NOT attempt to install new belt(s) by prying, forcing or rolling over sheave groove(s).

PROPER TENSIONING PROCEDURE

1. Measure the span length (L) of your drive.
2. At the center of the span (L), apply a force perpendicular to the belt. Measure the force required to deflect the belt 1/64 inch per inch of span length. For example, for a 20 inch span, the deflection would be 20/64 inches or 5/16 inches.
3. Compare this force with the recommended ranges shown in Bando's Catalog BU-200. Tighten or loosen belts to bring into the recommended range.
4. New belts should be tensioned to "initial installation" force shown in the table. Check tension after the first 24 hours of operation and retension if necessary.

www.bandousa.com BU-202

5L Section

Part Number	List Price	Weight* (Lbs.)	Outside Length (Inches)	Part Number	List Price	Weight* (Lbs.)	Outside Length (Inches)
5L230	6.08	0.210	23.0	5L620	11.92	0.567	62.0
5L240	6.08	0.219	24.0	5L630	12.00	0.576	63.0
5L250	6.08	0.229	25.0	5L640	12.16	0.585	64.0
5L260	6.24	0.238	26.0	5L650	12.32	0.594	65.0
5L270	6.40	0.247	27.0	5L660	12.48	0.603	66.0
5L280	6.52	0.256	28.0	5L670	12.64	0.613	67.0
5L290	6.68	0.265	29.0	5L680	12.80	0.622	68.0
5L300	6.80	0.274	30.0	5L690	12.96	0.631	69.0
5L310	6.96	0.283	31.0	5L700	13.08	0.640	70.0
5L320	7.12	0.293	32.0	5L710	13.20	0.649	71.0
5L330	7.28	0.302	33.0	5L720	13.36	0.658	72.0
5L340	7.44	0.311	34.0	5L730	13.56	0.667	73.0
5L350	7.56	0.320	35.0	5L740	13.72	0.677	74.0
5L360	7.72	0.329	36.0	5L750	13.88	0.686	75.0
5L370	7.84	0.338	37.0	5L760	14.04	0.695	76.0
5L380	8.00	0.347	38.0	5L770	14.24	0.704	77.0
5L390	8.24	0.357	39.0	5L780	14.40	0.713	78.0
5L400	8.56	0.366	40.0	5L790	14.60	0.722	79.0
5L410	8.80	0.375	41.0	5L800	14.80	0.731	80.0
5L420	9.00	0.384	42.0	5L810	15.00	0.741	81.0
5L430	9.20	0.393	43.0	5L820	15.20	0.750	82.0
5L440	9.40	0.402	44.0	5L830	15.40	0.759	83.0
5L450	9.60	0.411	45.0	5L840	15.60	0.768	84.0
5L460	9.80	0.421	46.0	5L850	16.00	0.777	85.0
5L470	10.00	0.430	47.0	5L860	16.12	0.786	86.0
5L480	10.20	0.439	48.0	5L870	16.28	0.795	87.0
5L490	10.40	0.448	49.0	5L880	16.40	0.804	88.0
5L500	10.56	0.457	50.0	5L890	16.56	0.814	89.0
5L510	10.72	0.466	51.0	5L900	16.72	0.823	90.0
5L520	10.88	0.475	52.0	5L910	16.88	0.832	91.0
5L530	11.04	0.485	53.0	5L920	17.04	0.841	92.0
5L540	11.20	0.494	54.0	5L930	17.20	0.850	93.0
5L550	11.32	0.503	55.0	5L940	17.44	0.859	94.0
5L560	11.40	0.512	56.0	5L950	17.72	0.868	95.0
5L570	11.52	0.521	57.0	5L960	18.00	0.878	96.0
5L580	11.60	0.530	58.0	5L970	18.20	0.887	97.0
5L590	11.68	0.539	59.0	5L980	18.40	0.896	98.0
5L600	11.76	0.549	60.0	5L990	18.60	0.905	99.0
5L610	11.84	0.558	61.0	5L1000	18.80	0.914	100.0


* Weights shown are approximate.


For intermediate sizes not shown, consult BANDO for availability and price.

Premium Belt Rack

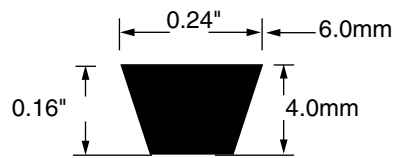
This premium quality belt rack system is offered exclusively from BANDO USA. It includes a 36" heavy-duty steel track, six (6) - six inch heavy-duty steel pegs and six back tags. It features a graphite color, baked powder-coat epoxy finish for a long, maintenance-free service life. Mounting holes in the track are spaced for securing to wall studs. System is sized for standard shipping charges via UPS.

Order BU-145...\$20.00 net each.





Nominal Dimensions



Part Number	List Price	Weight* (Lbs.)	Outside Length		Part Number	List Price	Weight* (Lbs.)	Outside Length	
			(Inches)	(mm)				(Inches)	(mm)
VC6X207	3.89	0.007	8.1	207.0	VC6X550	10.83	0.018	21.7	550.0
VC6X220	4.26	0.007	8.7	220.0	VC6X561	11.19	0.019	22.1	561.0
VC6X232	4.62	0.008	9.1	232.0	VC6X587	11.44	0.020	23.1	587.0
VC6X250	4.87	0.008	9.8	250.0	VC6X600	11.80	0.020	23.6	600.0
VC6X260	5.23	0.009	10.2	260.0	VC6X613	12.17	0.020	24.1	613.0
VC6X261	5.23	0.009	10.3	261.0	VC6X628	12.41	0.021	24.7	628.0
VC6X270	5.40	0.009	10.6	270.0	VC6X650	12.77	0.022	25.6	650.0
VC6X280	5.60	0.009	11.0	280.0	VC6X663	13.14	0.022	26.1	663.0
VC6X289	5.60	0.010	11.4	289.0	VC6X700	13.87	0.023	27.6	700.0
VC6X290	5.76	0.010	11.4	290.0	VC6X713	14.11	0.024	28.1	713.0
VC6X297	5.96	0.010	11.7	297.0	VC6X730	14.48	0.024	28.7	730.0
VC6X300	5.96	0.010	11.8	300.0	VC6X750	14.72	0.025	29.5	750.0
VC6X310	6.02	0.010	12.2	310.0	VC6X760	15.09	0.025	29.9	760.0
VC6X315	6.21	0.011	12.4	315.0	VC6X764	15.09	0.025	30.1	764.0
VC6X320	6.21	0.011	12.6	320.0	VC6X800	15.69	0.027	31.5	800.0
VC6X330	6.57	0.011	13.0	330.0	VC6X821	16.06	0.027	32.3	821.0
VC6X340	6.57	0.011	13.4	340.0	VC6X850	16.67	0.028	33.5	850.0
VC6X343	6.94	0.012	13.5	343.0	VC6X866	17.03	0.029	34.1	866.0
VC6X345	6.94	0.012	13.6	345.0	DC6X200	2.43	0.011	7.9	200.0
VC6X349	6.94	0.012	13.7	349.0	DC6X210	2.68	0.012	8.3	210.0
VC6X350	6.94	0.012	13.8	350.0	DC6X230	2.80	0.012	9.1	230.0
VC6X360	7.05	0.012	14.2	360.0	DC6X240	2.80	0.013	9.4	240.0
VC6X370	7.05	0.012	14.6	370.0	DC6X250	3.04	0.014	9.8	250.0
VC6X380	7.54	0.013	15.0	380.0	DC6X260	3.29	0.014	10.2	260.0
VC6X381	7.54	0.013	15.0	381.0	DC6X270	3.29	0.015	10.6	270.0
VC6X390	7.54	0.013	15.4	390.0	DC6X277	3.41	0.015	10.9	277.0
VC6X400	7.91	0.013	15.7	400.0	DC6X280	3.41	0.016	11.0	280.0
VC6X407	7.91	0.014	16.0	407.0	DC6X290	3.41	0.016	11.4	290.0
VC6X410	8.15	0.014	16.1	410.0	DC6X300	3.65	0.016	11.8	300.0
VC6X414	8.15	0.014	16.3	414.0	DC6X310	3.77	0.017	12.2	310.0
VC6X420	8.15	0.014	16.5	420.0	DC6X315	3.77	0.017	12.4	315.0
VC6X430	8.52	0.014	16.9	430.0	DC6X320	3.77	0.018	12.6	320.0
VC6X432	8.52	0.014	17.0	432.0	DC6X330	4.02	0.018	13.0	330.0
VC6X440	8.52	0.015	17.3	440.0	DC6X340	4.02	0.018	13.4	340.0
VC6X444	8.88	0.015	17.5	444.0	DC6X345	4.26	0.018	13.6	345.0
VC6X450	8.88	0.015	17.7	450.0	DC6X350	4.26	0.019	13.8	350.0
VC6X460	9.12	0.015	18.1	460.0	DC6X360	4.38	0.019	14.2	360.0
VC6X466	9.12	0.016	18.4	466.0	DC6X365	4.38	0.019	14.4	365.0
VC6X470	9.12	0.016	18.5	470.0	DC6X370	4.38	0.020	14.6	370.0
VC6X480	9.49	0.016	18.9	480.0	DC6X380	4.62	0.020	15.0	380.0
VC6X485	9.49	0.016	19.1	485.0	DC6X390	4.62	0.020	15.4	390.0
VC6X490	9.49	0.016	19.3	490.0	DC6X400	4.87	0.021	15.7	400.0
VC6X500	9.85	0.017	19.7	500.0	DC6X450	5.48	0.021	17.7	450.0
VC6X511	10.22	0.017	20.1	511.0	DC6X470	5.85	0.021	18.5	470.0
VC6X520	10.22	0.017	20.5	520.0	DC6X500	6.08	0.022	19.7	500.0
VC6X530	10.46	0.018	20.9	530.0	DC6X540	6.45	0.022	21.3	540.0
VC6X540	10.46	0.018	21.3	540.0					

* Weights shown are approximate.

For intermediate sizes not shown, consult BANDO for availability and price.

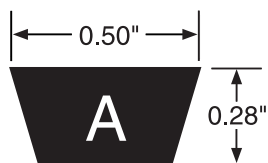

Minimum Recommended Sheave Diameters

Using sheave diameters less than the recommended minimum can substantially reduce belt life and drive efficiency. Dimensions shown are datum diameters in inches.

FHP Belt Cross Section	2L, VC, DC	3L	4L	5L
Minimum Diameter (Inches)	0.80	1.50	2.50	3.50



Nominal Dimensions



Ultrapower AG™ KC is constructed specifically for those drives where a clutching function is essential to successful operation. Compounded to provide maximum durability during the clutching phase of operation, the KC's envelope, aramid fiber tension members and low profile design provide extended service life and superior flexibility to handle idler and reverse bend drive configurations typical of many power equipment applications.

A Section

Part Number	List Price	Weight* (Lbs.)	Outside Length (Inches)	Pitch Length (Inches)	Part Number	List Price	Weight* (Lbs.)	Outside Length (Inches)	Pitch Length (Inches)
A28KC	7.58	0.181	29.9	29	A66KC	17.86	0.426	67.9	67
A29KC	7.84	0.187	30.9	30	A67KC	18.13	0.432	68.9	68
A30KC	8.12	0.194	31.9	31	A68KC	18.40	0.439	69.9	69
A31KC	8.39	0.200	32.9	32	A69KC	18.67	0.445	70.9	70
A32KC	8.66	0.206	33.9	33	A70KC	18.94	0.452	71.9	71
A33KC	8.93	0.213	34.9	34	A71KC	19.21	0.458	72.9	72
A34KC	9.20	0.219	35.9	35	A72KC	19.48	0.464	73.9	73
A35KC	9.47	0.226	36.9	36	A73KC	19.75	0.471	74.9	74
A36KC	9.74	0.232	37.9	37	A74KC	20.02	0.477	75.9	75
A37KC	10.01	0.239	38.9	38	A75KC	20.29	0.484	76.9	76
A38KC	10.28	0.245	39.9	39	A76KC	20.56	0.490	77.9	77
A39KC	10.55	0.252	40.9	40	A77KC	20.84	0.497	78.9	78
A40KC	10.82	0.258	41.9	41	A78KC	21.11	0.503	79.9	79
A41KC	11.09	0.264	42.9	42	A79KC	21.38	0.510	80.9	80
A42KC	11.36	0.271	43.9	43	A80KC	21.65	0.516	81.9	81
A43KC	11.64	0.277	44.9	44	A81KC	21.92	0.522	82.9	82
A44KC	11.91	0.284	45.9	45	A82KC	22.19	0.529	83.9	83
A45KC	12.18	0.290	46.9	46	A83KC	22.46	0.535	84.9	84
A46KC	12.45	0.297	47.9	47	A84KC	22.73	0.542	85.9	85
A47KC	12.72	0.303	48.9	48	A85KC	23.00	0.548	86.9	86
A48KC	12.99	0.310	49.9	49	A86KC	23.27	0.555	87.9	87
A49KC	13.26	0.316	50.9	50	A87KC	23.54	0.561	88.9	88
A50KC	13.53	0.323	51.9	51	A88KC	23.81	0.568	89.9	89
A51KC	13.80	0.329	52.9	52	A89KC	24.08	0.574	90.9	90
A52KC	14.07	0.335	53.9	53	A90KC	24.35	0.581	91.9	91
A53KC	14.34	0.342	54.9	54	A91KC	24.62	0.587	92.9	92
A54KC	14.61	0.348	55.9	55	A92KC	24.89	0.593	93.9	93
A55KC	14.88	0.355	56.9	56	A93KC	25.16	0.600	94.9	94
A56KC	15.15	0.361	57.9	57	A95KC	25.71	0.613	96.9	96
A57KC	15.42	0.368	58.9	58	A98KC	26.52	0.632	99.9	99
A58KC	15.69	0.374	59.9	59	A100KC	27.06	0.645	101.9	101
A59KC	15.96	0.381	60.9	60	A101KC	27.33	0.651	102.9	102
A60KC	16.24	0.387	61.9	61	A103KC	27.87	0.664	104.9	104
A61KC	16.50	0.393	62.9	62	A105KC	28.41	0.677	106.9	106
A62KC	16.78	0.400	63.9	63	A106KC	28.68	0.688	107.9	107
A63KC	17.05	0.406	64.9	64	A112KC	30.31	0.722	113.9	113
A64KC	17.32	0.413	65.9	65	A120KC	32.47	0.774	121.9	121
A65KC	17.59	0.419	66.9	66	A136KC	36.80	0.877	137.9	137

* Weights shown are approximate.

**Also available in K construction for applications where clutching is not a requirement. List price(s), dimensional information and internal construction of the K is identical to the KC design.

For intermediate sizes not shown, consult BANDO for availability and price.



B Section

Part Number	List Price	Weight* (Lbs.)	Outside Length (Inches)	Pitch Length (Inches)	Part Number	List Price	Weight* (Lbs.)	Outside Length (Inches)	Pitch Length (Inches)
B28KC	11.11	0.295	31.1	30	B75KC	29.76	0.791	78.1	77
B29KC	11.51	0.305	32.1	31	B76KC	30.16	0.800	79.1	78
B30KC	11.91	0.316	33.1	32	B77KC	30.56	0.810	80.1	79
B31KC	12.30	0.326	34.1	33	B78KC	30.96	0.821	81.1	80
B32KC	12.70	0.337	35.1	34	B79KC	31.35	0.831	82.1	81
B33KC	13.10	0.347	36.1	35	B80KC	31.75	0.842	83.1	82
B34KC	13.49	0.358	37.1	36	B81KC	32.15	0.852	84.1	83
B35KC	13.89	0.368	38.1	37	B82KC	32.54	0.863	85.1	84
B36KC	14.29	0.379	39.1	38	B83KC	32.94	0.873	86.1	85
B37KC	14.68	0.389	40.1	39	B84KC	33.34	0.884	87.1	86
B38KC	15.08	0.400	41.1	40	B85KC	33.73	0.894	88.1	87
B39KC	15.48	0.410	42.1	41	B86KC	34.13	0.905	89.1	88
B40KC	15.87	0.421	43.1	42	B87KC	34.53	0.915	90.1	89
B41KC	16.27	0.431	44.1	43	B88KC	34.92	0.926	91.1	90
B42KC	16.67	0.442	45.1	44	B89KC	35.32	0.936	92.1	91
B43KC	17.07	0.452	46.1	45	B90KC	35.72	0.947	93.1	92
B44KC	17.46	0.463	47.1	46	B91KC	36.11	0.957	94.1	93
B45KC	17.86	0.473	48.1	47	B92KC	36.51	0.968	95.1	94
B46KC	18.26	0.484	49.1	48	B93KC	36.91	0.978	96.1	95
B47KC	18.65	0.494	50.1	49	B94KC	37.31	0.989	97.1	96
B48KC	19.05	0.505	51.1	50	B95KC	37.70	0.999	98.1	97
B49KC	19.45	0.515	52.1	51	B96KC	38.10	1.010	99.1	98
B50KC	19.84	0.526	53.1	52	B97KC	38.50	1.020	100.1	99
B51KC	20.24	0.537	54.1	53	B98KC	38.89	1.031	101.1	100
B52KC	20.64	0.547	55.1	54	B99KC	39.29	1.041	102.1	101
B53KC	21.03	0.558	56.1	55	B100KC	39.69	1.052	103.1	102
B54KC	21.43	0.568	57.1	56	B103KC	40.88	1.084	106.1	105
B55KC	21.83	0.579	58.1	57	B108KC	42.86	1.136	111.1	110
B56KC	22.22	0.589	59.1	58	B112KC	44.45	1.178	115.1	114
B57KC	22.62	0.600	60.1	59	B116KC	46.04	1.220	119.1	118
B58KC	23.02	0.610	61.1	60	B126KC	50.00	1.326	129.1	128
B59KC	23.41	0.621	62.1	61	B128KC	50.80	1.347	131.1	130
B60KC	23.81	0.631	63.1	62	B131KC	51.99	1.378	134.1	133
B61KC	24.21	0.642	64.1	63	B133KC	52.78	1.399	136.1	135
B62KC	24.61	0.652	65.1	64	B136KC	53.97	1.431	139.1	138
B63KC	25.00	0.663	66.1	65	B138KC	54.77	1.493	141.1	140
B64KC	25.40	0.673	67.1	66	B144KC	57.15	1.515	147.1	146
B65KC	25.80	0.684	68.1	67	B147KC	58.34	1.546	150.1	149
B66KC	26.19	0.694	69.1	68	B148KC	58.74	1.557	151.1	150
B67KC	26.59	0.705	70.1	69	B150KC	59.53	1.578	153.1	152
B68KC	26.99	0.715	71.1	70	B155KC	61.51	1.601	158.1	157
B69KC	27.38	0.726	72.1	71	B157KC	62.31	1.632	160.1	159
B70KC	27.78	0.736	73.1	72	B158KC	62.70	1.662	161.1	160
B71KC	28.18	0.747	74.1	73	B175KC	69.45	1.841	178.1	177
B72KC	28.57	0.757	75.1	74	B180KC	71.44	1.894	183.1	182
B73KC	28.97	0.768	76.1	75	B216KC	85.72	2.273	219.1	218
B74KC	29.37	0.778	77.1	76					

* Weights shown are approximate.

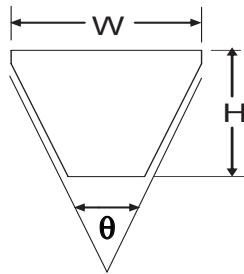
**Also available in K construction for applications where clutching is not a requirement. List price(s), dimensional information and internal construction of the K is identical to the KC design.

For intermediate sizes not shown, consult BANDO for availability and price.

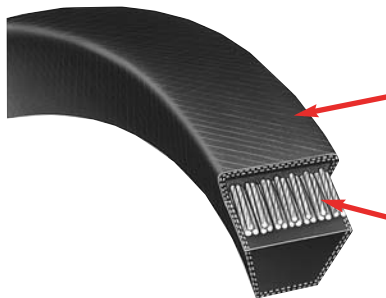
XPZ/SPZ, XPA/SPA, XPB/SPB, SPC

In addition to belts manufactured to RMA (Rubber Manufacturers Association) Standards, BANDO produces belts to European Standard DIN 7753 and ISO 4184.

SP Belts - European Standard DIN 7753



	SPZ XPZ	SPA XPA	SPB XPB	SPC
W (mm)	9.5	12.5	16	22
H (mm)	8	10	13.5	18
θ (degrees)	40	40	40	40

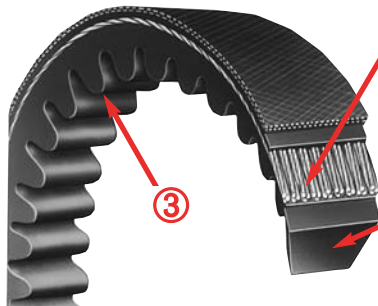


SPZ, SPA, SPB, SPC

① **Cover** - The oil and heat resistant top cover protects the belt from damage while contributing to the belt's dimensional stability. The cover stock is bias cut to provide lateral stability while allowing axial flexibility.

② **Tension Member** - Stability is assured through the use of a formulated fiber loaded *BANPRENE*[®] cushion stock that maintains cord "lay" integrity and uniform distribution of load transmission.

③ The **precision molded cogs** (X Series) provides optimum flexibility with a minimum of heat build up. Flexing generates heat; heat will shorten belt life. The two (2) primary factors that increase replacement costs and down time.



XPZ, XPA, XPB

④ **Compression Section** - The fiber loaded compression section provides a high coefficient of friction.



XPZ, SPZ

Part Number	List Price	Weight* (Lbs.)	Part Number	List Price	Weight* (Lbs.)	Part Number	List Price	Weight* (Lbs.)	Part Number	List Price	Weight* (Lbs.)
XPZ587	6.07	0.100	XPZ1024	10.58	0.174	XPZ1400	14.47	0.239	XPZ1850	19.12	0.315
XPZ612	6.12	0.104	XPZ1030	10.65	0.175	XPZ1412	14.59	0.241	XPZ1862	19.24	0.317
XPZ630	6.51	0.107	XPZ1037	10.72	0.177	XPZ1420	14.71	0.242	XPZ1867	19.29	0.318
XPZ637	6.58	0.109	XPZ1047	10.82	0.178	XPZ1437	14.85	0.245	XPZ1900	19.63	0.324
XPZ670	6.92	0.114	XPZ1060	10.95	0.181	XPZ1450	14.98	0.247	XPZ1937	20.02	0.330
XPZ710	7.34	0.121	XPZ1077	11.13	0.183	XPZ1462	15.11	0.249	XPZ1950	20.15	0.332
XPZ722	7.46	0.123	XPZ1080	11.16	0.184	XPZ1470	15.19	0.250	XPZ1962	20.27	0.334
XPZ730	7.54	0.124	XPZ1087	11.23	0.185	XPZ1487	15.37	0.253	XPZ1987	20.53	0.339
XPZ750	7.75	0.128	XPZ1112	11.49	0.189	XPZ1500	15.52	0.256	XPZ2000	20.67	0.341
XPZ762	7.87	0.130	XPZ1120	11.62	0.191	XPZ1512	15.63	0.258	XPZ2030	20.98	0.346
XPZ787	8.13	0.134	XPZ1137	11.75	0.194	XPZ1520	15.71	0.259	XPZ2037	21.05	0.347
XPZ800	8.27	0.136	XPZ1140	11.78	0.194	XPZ1537	15.88	0.262	XPZ2120	21.91	0.361
XPZ812	8.39	0.138	XPZ1150	11.88	0.196	XPZ1560	16.12	0.266	XPZ2137	22.08	0.364
XPZ825	8.53	0.141	XPZ1162	12.01	0.198	XPZ1562	16.14	0.266	XPZ2187	22.61	0.373
XPZ837	8.65	0.143	XPZ1180	12.19	0.201	XPZ1587	16.39	0.270	XPZ2240	23.15	0.382
XPZ850	8.78	0.145	XPZ1187	12.27	0.202	XPZ1600	16.53	0.273	XPZ2280	23.65	0.388
XPZ862	8.91	0.147	XPZ1202	12.42	0.205	XPZ1612	16.66	0.275	XPZ2287	23.63	0.390
XPZ875	9.04	0.149	XPZ1212	12.52	0.206	XPZ1637	16.92	0.279	XPZ2360	24.39	0.402
XPZ887	9.17	0.151	XPZ1237	12.78	0.211	XPZ1650	17.05	0.281	XPZ2410	24.92	0.411
XPZ900	9.31	0.153	XPZ1250	12.92	0.213	XPZ1662	17.18	0.283	XPZ2437	24.94	0.415
XPZ912	9.42	0.155	XPZ1262	13.04	0.215	XPZ1687	17.43	0.287	XPZ2500	25.82	0.426
XPZ925	9.56	0.158	XPZ1270	13.12	0.216	XPZ1700	17.57	0.290	XPZ2540	26.22	0.433
XPZ937	9.68	0.160	XPZ1287	13.31	0.219	XPZ1737	17.95	0.296	XPZ2690	27.92	0.458
XPZ950	9.82	0.162	XPZ1312	13.56	0.224	XPZ1750	18.08	0.298	XPZ2800	29.02	0.477
XPZ962	9.82	0.164	XPZ1320	13.64	0.225	XPZ1762	18.21	0.300	XPZ2840	29.35	0.484
XPZ987	10.20	0.168	XPZ1337	13.82	0.228	XPZ1787	18.47	0.304	XPZ3000	30.95	0.511
XPZ1000	10.33	0.170	XPZ1340	13.85	0.228	XPZ1800	18.61	0.307	XPZ3160	32.55	0.538
XPZ1010	10.44	0.172	XPZ1362	14.07	0.232	XPZ1812	18.73	0.309	SPZ3350	34.51	0.628
XPZ1012	10.46	0.172	XPZ1387	14.33	0.236	XPZ1837	18.98	0.313	SPZ3550	36.57	0.666

Metric V-Belts

XPA, SPA

Part Number	List Price	Weight* (Lbs.)	Part Number	List Price	Weight* (Lbs.)	Part Number	List Price	Weight* (Lbs.)	Part Number	List Price	Weight* (Lbs.)
XPA530	10.33	0.126	XPA1257	17.74	0.299	XPA1607	22.68	0.383	XPA2082	29.38	0.496
XPA732	10.85	0.174	XPA1272	17.95	0.303	XPA1650	23.28	0.393	XPA2120	29.92	0.505
XPA760	10.99	0.181	XPA1280	18.06	0.305	XPA1657	23.38	0.395	XPA2132	30.09	0.508
XPA782	11.04	0.186	XPA1282	18.09	0.305	XPA1680	23.71	0.400	XPA2180	30.72	0.519
XPA800	11.29	0.190	XPA1300	18.35	0.310	XPA1682	23.74	0.400	XPA2182	30.79	0.520
XPA832	11.74	0.198	XPA1307	18.44	0.311	XPA1700	23.99	0.405	XPA2207	31.14	0.525
XPA850	11.99	0.202	XPA1320	18.63	0.314	XPA1707	24.09	0.406	XPA2240	31.61	0.533
XPA900	12.70	0.214	XPA1332	18.80	0.317	XPA1732	24.44	0.412	XPA2282	32.21	0.543
XPA910	12.84	0.217	XPA1340	18.91	0.319	XPA1750	24.50	0.417	XPA2307	32.56	0.549
XPA925	13.05	0.220	XPA1357	19.15	0.323	XPA1757	24.79	0.418	XPA2332	32.91	0.555
XPA932	13.15	0.222	XPA1360	19.19	0.324	XPA1782	25.15	0.424	XPA2360	33.30	0.562
XPA950	13.41	0.226	XPA1375	19.40	0.327	XPA1800	25.40	0.429	XPA2382	33.61	0.567
XPA982	13.86	0.234	XPA1382	19.76	0.329	XPA1807	25.50	0.430	XPA2432	34.32	0.579
XPA1000	14.11	0.238	XPA1400	19.76	0.333	XPA1832	25.85	0.436	XPA2482	35.04	0.591
XPA1032	14.56	0.246	XPA1407	19.85	0.335	XPA1850	26.11	0.440	XPA2500	35.28	0.595
XPA1060	14.96	0.252	XPA1430	20.18	0.340	XPA1857	26.21	0.442	XPA2582	36.44	0.615
XPA1090	15.38	0.260	XPA1432	20.21	0.341	XPA1882	26.56	0.448	XPA2682	37.56	0.639
XPA1107	15.62	0.264	XPA1450	20.46	0.345	XPA1900	26.81	0.452	XPA2732	38.26	0.650
XPA1120	15.80	0.267	XPA1457	20.56	0.347	XPA1907	26.91	0.454	XPA2800	39.22	0.667
XPA1132	15.97	0.270	XPA1482	20.91	0.353	XPA1932	27.26	0.460	XPA3000	42.01	0.714
XPA1150	16.23	0.274	XPA1500	21.17	0.357	XPA1950	27.52	0.464	XPA 3150	44.12	0.750
XPA1157	16.33	0.275	XPA1507	21.27	0.359	XPA1957	27.62	0.466	SPA3182	44.57	1.134
XPA1180	16.65	0.281	XPA1525	21.52	0.363	XPA1982	27.97	0.472	SPA3350	46.92	1.194
XPA1207	17.03	0.287	XPA1550	21.87	0.369	XPA2000	28.22	0.476	SPA3750	52.52	1.337
XPA1220	17.22	0.290	XPA1557	21.97	0.371	XPA2032	28.67	0.484	SPA4000	56.02	1.426
XPA1232	17.32	0.293	XPA1582	22.33	0.377	XPA2057	29.03	0.490	SPA4250	59.53	1.515
XPA1250	17.64	0.298	XPA1600	22.58	0.381	XPA2060	29.08	0.490	SPA4500	63.03	1.604

* Weights shown are approximate.

For intermediate sizes not shown, consult BANDO for availability and price.



XPB, SPB

Metric V-Belts

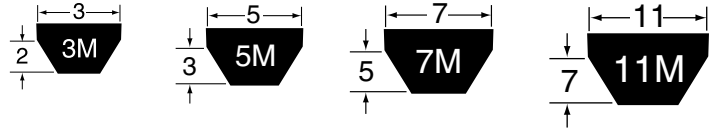
Part Number	List Price	Weight* (Lbs.)	Part Number	List Price	Weight* (Lbs.)	Part Number	List Price	Weight* (Lbs.)	Part Number	List Price	Weight* (Lbs.)
XPB1150	23.98	0.506	XPB1850	41.53	0.814	XPB3000	67.34	1.320	SPB5070	113.81	2.535
XPB1250	26.06	0.550	XPB1900	42.65	0.836	XPB3150	70.71	1.386	SPB5300	118.97	2.650
XPB1260	28.28	0.554	XPB1950	43.77	0.858	SPB3340	74.98	1.670	SPB5380	120.77	2.690
XPB1320	29.63	0.581	XPB2000	44.90	0.880	SPB3350	75.21	1.675	SPB5600	125.71	2.800
XPB1340	30.08	0.590	XPB2020	45.35	0.889	SPB3550	79.69	1.775	SPB5680	127.50	2.840
XPB1400	31.43	0.616	XPB2060	46.24	0.906	SPB3650	81.93	1.825	SPB5990	134.46	2.995
XPB1410	31.65	0.620	XPB2120	47.59	0.933	SPB3750	84.18	1.875	SPB6000	134.69	3.000
XPB1450	32.55	0.638	XPB2150	48.26	0.946	SPB3800	85.30	1.900	SPB6300	141.42	3.150
XPB1500	33.67	0.660	XPB2180	49.93	0.959	SPB4000	89.79	2.000	SPB6340	142.32	3.170
XPB1510	33.90	0.664	XPB2240	50.28	0.986	SPB4060	91.14	2.030	SPB6700	150.40	3.350
XPB1550	34.79	0.682	XPB2280	51.18	1.003	SPB4250	95.42	2.125	SPB7100	159.38	3.550
XPB1600	35.92	0.704	XPB2360	52.98	1.038	SPB4310	96.75	2.155	SPB7500	168.36	3.750
XPB1650	37.04	0.726	XPB2410	54.12	1.060	SPB4500	101.02	2.250	SPB7990	179.36	3.995
XPB1690	37.94	0.744	XPB2500	56.12	1.100	SPB4560	102.36	2.280	SPB8000	179.58	4.000
XPB1700	38.16	0.748	XPB2680	60.16	1.179	SPB4750	106.63	2.375			
XPB1750	39.28	0.770	XPB2800	62.85	1.232	SPB4820	108.20	2.410			
XPB1800	40.41	0.792	XPB2990	67.12	1.316	SPB5000	112.24	2.500			

SPC

Part Number	List Price	Weight* (Lbs.)	Part Number	List Price	Weight* (Lbs.)	Part Number	List Price	Weight* (Lbs.)	Part Number	List Price	Weight* (Lbs.)
SPC2000	49.76	2.050	SPC3150	78.37	3.229	SPC5300	131.86	5.433	SPC9000	223.92	9.225
SPC2120	52.75	2.173	SPC3350	83.35	3.434	SPC5600	139.33	5.740	SPC10000	248.80	10.250
SPC2240	55.73	2.296	SPC3550	88.32	3.639	SPC6000	149.28	6.150	SPC10600	263.73	10.865
SPC2360	58.72	2.419	SPC3750	94.72	3.844	SPC6300	156.74	6.458	SPC11200	278.65	11.480
SPC2500	62.20	2.563	SPC4000	99.52	4.100	SPC6700	166.69	6.868	SPC11800	293.58	12.095
SPC2600	64.69	2.665	SPC4250	105.74	4.356	SPC7100	176.65	7.278	SPC12500	311.02	12.813
SPC2650	65.93	2.716	SPC4500	111.96	4.613	SPC7500	199.04	7.688			
SPC2800	69.66	2.870	SPC4750	118.18	4.869	SPC8200	207.75	8.405			
SPC3000	74.64	3.075	SPC5000	124.40	5.125	SPC8500	211.48	8.713			

* Weights shown are approximate.

For intermediate sizes not shown, consult BANDO for availability and price.



Width and height dimensions are in mm.

3M

Part Number	List Price	Weight* (Lbs.)	Effective Outside Length (mm)	Part Number	List Price	Weight* (Lbs.)	Effective Outside Length (mm)
3M180	5.78	0.003	180	3M375	5.90	0.006	375
3M185	5.78	0.003	185	3M387	5.90	0.006	387
3M190	5.78	0.003	190	3M400	5.90	0.006	400
3M195	5.78	0.003	195	3M412	5.90	0.006	412
3M200	5.78	0.003	200	3M425	5.90	0.007	425
3M206	5.78	0.003	206	3M437	5.90	0.007	437
3M212	5.78	0.003	212	3M450	6.02	0.007	450
3M218	5.78	0.003	218	3M462	6.02	0.007	462
3M224	5.78	0.003	224	3M475	6.02	0.008	475
3M230	5.78	0.004	230	3M487	6.02	0.008	487
3M236	5.78	0.004	236	3M500	6.14	0.008	500
3M243	5.90	0.004	243	3M515	6.14	0.008	515
3M250	5.90	0.004	250	3M530	6.14	0.009	530
3M258	5.90	0.004	258	3M545	6.14	0.009	545
3M265	5.90	0.004	265	3M560	6.14	0.009	560
3M272	5.90	0.004	272	3M580	6.14	0.010	580
3M280	5.90	0.004	280	3M600	6.22	0.010	600
3M290	5.90	0.004	290	3M615	6.22	0.010	615
3M300	5.90	0.004	300	3M630	6.22	0.011	630
3M307	5.90	0.004	307	3M650	6.29	0.011	650
3M315	5.90	0.005	315	3M670	6.29	0.011	670
3M325	5.90	0.005	325	3M690	6.29	0.012	690
3M335	5.90	0.005	335	3M710	6.29	0.012	710
3M345	5.90	0.005	345	3M730	6.29	0.013	730
3M355	5.90	0.005	355	3M750	6.29	0.013	750
3M365	5.90	0.005	365				

5M

Part Number	List Price	Weight* (Lbs.)	Effective Outside Length (mm)	Part Number	List Price	Weight* (Lbs.)	Effective Outside Length (mm)
5M280	7.61	0.016	280	5M670	9.00	0.026	670
5M290	7.61	0.016	290	5M690	9.04	0.027	690
5M300	7.61	0.017	300	5M710	9.12	0.028	710
5M307	7.61	0.017	307	5M730	9.44	0.028	730
5M315	7.61	0.017	315	5M750	9.76	0.029	750
5M325	7.61	0.017	325	5M775	9.76	0.029	775
5M335	7.61	0.017	335	5M800	9.92	0.030	800
5M345	7.61	0.018	345	5M805	10.00	0.030	805
5M355	7.61	0.018	355	5M825	10.00	0.030	825
5M365	7.61	0.018	365	5M850	10.20	0.031	850
5M375	7.61	0.018	375	5M875	10.32	0.031	875
5M387	7.61	0.018	387	5M900	10.84	0.032	900
5M400	7.61	0.019	400	5M925	11.04	0.033	925
5M412	7.61	0.019	412	5M950	11.16	0.034	950
5M425	7.61	0.019	425	5M975	11.39	0.034	975
5M437	7.61	0.020	437	5M1000	11.51	0.035	1000
5M450	7.61	0.020	450	5M1030	11.75	0.036	1030
5M462	7.61	0.020	462	5M1060	11.91	0.037	1060
5M475	7.61	0.020	475	5M1090	12.35	0.039	1090
5M487	7.61	0.021	487	5M1120	12.59	0.039	1120
5M500	7.61	0.021	500	5M1150	13.10	0.040	1150
5M515	7.61	0.021	515	5M1180	13.18	0.041	1180
5M518	7.85	0.021	518	5M1220	13.55	0.042	1220
5M530	7.85	0.022	530	5M1250	13.81	0.043	1250
5M545	8.05	0.023	545	5M1280	13.90	0.044	1280
5M560	8.17	0.023	560	5M1320	14.26	0.045	1320
5M580	8.37	0.024	580	5M1360	14.46	0.047	1360
5M600	8.53	0.024	600	5M1400	14.82	0.049	1400
5M615	8.53	0.025	615	5M1450	15.22	0.051	1450
5M630	8.69	0.025	630	5M1500	15.66	0.053	1500
5M650	8.76	0.025	650	5M1850	19.32	0.065	1850

* Weights shown are approximate.

7M


Part Number	List Price	Weight* (Lbs.)	Effective Outside Length (mm)	Part Number	List Price	Weight* (Lbs.)	Effective Outside Length (mm)
7M450	12.35	0.028	450	7M1090	15.66	0.067	1090
7M500	12.35	0.031	500	7M1120	16.06	0.069	1120
7M515	12.35	0.032	515	7M1150	16.37	0.071	1150
7M535	12.35	0.033	535	7M1180	16.45	0.073	1180
7M545	12.35	0.034	545	7M1220	17.05	0.075	1220
7M560	12.35	0.035	560	7M1250	17.13	0.077	1250
7M580	12.35	0.036	580	7M1280	17.53	0.079	1280
7M600	12.35	0.037	600	7M1320	17.81	0.081	1320
7M615	12.35	0.038	615	7M1360	18.05	0.084	1360
7M630	12.35	0.039	630	7M1400	18.13	0.086	1400
7M650	12.47	0.040	650	7M1450	18.76	0.090	1450
7M670	12.62	0.042	670	7M1500	19.52	0.093	1500
7M690	12.83	0.043	690	7M1550	19.80	0.096	1550
7M710	12.83	0.044	710	7M1600	20.20	0.099	1600
7M730	13.15	0.045	730	7M1650	20.60	0.102	1650
7M750	13.19	0.046	750	7M1700	21.04	0.105	1700
7M775	13.35	0.048	775	7M1750	21.43	0.108	1750
7M800	13.75	0.049	800	7M1800	22.27	0.111	1800
7M825	13.90	0.051	825	7M1850	22.59	0.114	1850
7M850	13.98	0.052	850	7M1900	23.23	0.117	1900
7M875	14.22	0.054	875	7M1950	23.90	0.120	1950
7M900	14.46	0.056	900	7M2000	24.18	0.123	2000
7M925	14.58	0.057	925	7M2060	25.06	0.127	2060
7M950	14.74	0.059	950	7M2120	25.82	0.131	2120
7M975	14.98	0.060	975	7M2180	26.57	0.135	2180
7M1000	14.98	0.062	1000	7M2240	27.33	0.138	2240
7M1030	15.30	0.064	1030	7M2300	27.89	0.142	2300
7M1060	15.66	0.065	1060				

11M

Part Number	List Price	Weight* (Lbs.)	Effective Outside Length (mm)	Part Number	List Price	Weight* (Lbs.)	Effective Outside Length (mm)
11M710	21.04	0.086	710	11M1280	26.73	0.155	1280
11M730	21.12	0.089	730	11M1320	27.17	0.160	1320
11M750	21.27	0.091	750	11M1360	27.65	0.165	1360
11M775	21.27	0.094	775	11M1400	28.05	0.170	1400
11M800	21.35	0.097	800	11M1450	28.65	0.176	1450
11M825	21.59	0.100	825	11M1500	29.12	0.182	1500
11M850	21.91	0.103	850	11M1550	29.64	0.188	1550
11M875	22.27	0.106	875	11M1600	30.28	0.194	1600
11M900	22.35	0.109	900	11M1650	30.80	0.200	1650
11M925	22.75	0.112	925	11M1700	31.35	0.206	1700
11M950	23.03	0.115	950	11M1750	32.03	0.212	1750
11M975	23.35	0.118	975	11M1800	32.55	0.218	1800
11M1000	23.59	0.121	1000	11M1850	33.03	0.224	1850
11M1030	23.90	0.125	1030	11M1900	33.67	0.230	1900
11M1060	24.18	0.129	1060	11M1950	34.18	0.236	1950
11M1090	24.66	0.132	1090	11M2000	34.74	0.243	2000
11M1120	24.82	0.136	1120	11M2060	35.34	0.250	2060
11M1150	25.34	0.139	1150	11M2120	36.10	0.257	2120
11M1180	25.58	0.143	1180	11M2180	36.73	0.264	2180
11M1220	26.10	0.148	1220	11M2240	37.41	0.272	2240
11M1250	26.41	0.152	1250	11M2300	38.09	0.279	2300

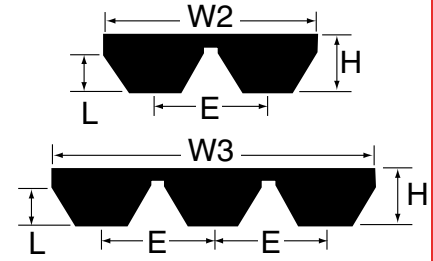
* Weights shown are approximate.

For intermediate sizes not shown, consult BANDO for availability and price.



Belt Size	Top Width (mm)		H (mm)	E (mm)	L (mm)
	W2	W3			
5M	9.8	15.1	3.3	5.3	1.5
7M	15.6	24.1	5.3	8.5	2.8
11M	24.4	37.6	7.0	13.2	4.3

Nominal Dimensions



5MS (2 and 3 Rib)

Part Number	List Price	Weight* (Lbs.)	Effective Outside Length (mm)	Part Number	List Price	Weight* (Lbs.)	Effective Outside Length (mm)
2 Rib				3 Rib			
2-5MS280	18.25	0.020	280	3-5MS280	27.37	0.030	280
2-5MS290	18.25	0.020	290	3-5MS290	27.37	0.031	290
2-5MS300	18.25	0.021	300	3-5MS300	27.37	0.032	300
2-5MS307	18.25	0.022	307	3-5MS307	27.37	0.032	307
2-5MS325	18.25	0.023	325	3-5MS325	27.37	0.034	325
2-5MS335	18.25	0.024	335	3-5MS335	27.37	0.035	335
2-5MS345	18.25	0.024	345	3-5MS345	27.37	0.037	345
2-5MS355	18.25	0.025	355	3-5MS355	27.37	0.038	355
2-5MS365	18.25	0.026	365	3-5MS365	27.37	0.039	365
2-5MS375	18.25	0.026	375	3-5MS375	27.37	0.040	375
2-5MS387	18.25	0.027	387	3-5MS387	27.37	0.041	387
2-5MS400	18.25	0.028	400	3-5MS400	27.37	0.042	400
2-5MS412	18.25	0.029	412	3-5MS412	27.37	0.044	412
2-5MS425	18.25	0.030	425	3-5MS425	27.37	0.045	425
2-5MS437	18.25	0.031	437	3-5MS437	27.37	0.046	437
2-5MS450	18.25	0.032	450	3-5MS450	27.37	0.048	450
2-5MS462	18.25	0.033	462	3-5MS462	27.37	0.049	462
2-5MS475	18.25	0.034	475	3-5MS475	27.37	0.050	475
2-5MS487	18.25	0.034	487	3-5MS487	27.37	0.052	487
2-5MS500	18.25	0.035	500	3-5MS500	27.37	0.053	500
2-5MS515	18.25	0.036	515	3-5MS515	27.37	0.054	515
2-5MS530	18.88	0.037	530	3-5MS530	28.33	0.056	530
2-5MS545	19.20	0.038	545	3-5MS545	28.80	0.058	545
2-5MS560	19.68	0.040	560	3-5MS560	29.52	0.059	560
2-5MS580	20.00	0.041	580	3-5MS580	30.00	0.061	580
2-5MS600	20.32	0.042	600	3-5MS600	30.48	0.063	600
2-5MS615	20.40	0.043	615	3-5MS615	30.60	0.065	615
2-5MS630	20.72	0.044	630	3-5MS630	31.08	0.067	630
2-5MS650	21.04	0.046	650	3-5MS650	31.55	0.069	650
2-5MS660	21.51	0.047	660	3-5MS660	32.27	0.070	660
2-5MS670	21.51	0.047	670	3-5MS670	32.27	0.071	670
2-5MS690	21.67	0.049	690	3-5MS690	32.51	0.073	690
2-5MS710	22.07	0.050	710	3-5MS710	33.11	0.075	710
2-5MS730	22.79	0.051	730	3-5MS730	34.18	0.077	730
2-5MS750	23.19	0.053	750	3-5MS750	34.78	0.079	750
2-5MS775	23.51	0.055	775	3-5MS775	35.26	0.082	775
2-5MS800	23.82	0.056	800	3-5MS800	35.74	0.085	800
2-5MS825	23.98	0.058	825	3-5MS825	35.98	0.087	825
2-5MS850	24.62	0.060	850	3-5MS850	36.81	0.090	850
2-5MS875	24.70	0.062	875	3-5MS875	37.05	0.093	875
2-5MS900	26.29	0.063	900	3-5MS900	39.44	0.095	900
2-5MS925	26.37	0.065	925	3-5MS925	39.56	0.098	925
2-5MS950	26.69	0.067	950	3-5MS950	40.04	0.101	950
2-5MS975	27.49	0.069	975	3-5MS975	41.24	0.103	975
2-5MS1000	27.65	0.071	1000	3-5MS1000	41.47	0.106	1000
2-5MS1030	28.13	0.073	1030	3-5MS1030	42.19	0.109	1030
2-5MS1060	28.76	0.075	1060	3-5MS1060	43.15	0.112	1060
2-5MS1090	29.64	0.077	1090	3-5MS1090	44.46	0.115	1090
2-5MS1120	30.12	0.079	1120	3-5MS1120	45.18	0.119	1120
2-5MS1150	31.00	0.081	1150	3-5MS1150	46.49	0.122	1150
2-5MS1180	31.16	0.083	1180	3-5MS1180	46.73	0.125	1180
2-5MS1220	31.79	0.086	1220	3-5MS1220	47.69	0.129	1220
2-5MS1250	32.75	0.088	1250	3-5MS1250	49.12	0.132	1250
2-5MS1280	33.47	0.090	1280	3-5MS1280	50.20	0.135	1280
2-5MS1320	34.10	0.093	1320	3-5MS1320	51.16	0.140	1320
2-5MS1360	34.90	0.096	1360	3-5MS1360	52.35	0.144	1360
2-5MS1400	35.62	0.099	1400	3-5MS1400	53.43	0.148	1400
2-5MS1450	36.57	0.102	1450	3-5MS1450	54.86	0.153	1450
2-5MS1500	37.61	0.106	1500	3-5MS1500	56.41	0.159	1500
2-5MS1850	46.37	0.131	1850	3-5MS1850	69.56	0.196	1850

* Weights shown are approximate.

For intermediate sizes not shown, consult BANDO for availability and price.

To find an authorized BANDO distributor, go to www.bandousa.com or call 1-800-829-6612



7MS (2 and 3 Rib)

Part Number	List Price	Weight* (Lbs.)	Effective Outside Length (mm)	Part Number	List Price	Weight* (Lbs.)	Effective Outside Length (mm)
2 Rib				3 Rib			
2-7MS500	29.64	0.077	500	3-7MS500	44.46	0.116	500
2-7MS515	29.64	0.079	515	3-7MS515	44.46	0.119	515
2-7MS530	29.64	0.082	530	3-7MS530	44.46	0.123	530
2-7MS545	29.64	0.084	545	3-7MS545	44.46	0.126	545
2-7MS560	29.64	0.086	560	3-7MS560	44.46	0.130	560
2-7MS580	29.64	0.090	580	3-7MS580	44.46	0.134	580
2-7MS600	29.64	0.093	600	3-7MS600	44.46	0.139	600
2-7MS615	29.64	0.095	615	3-7MS615	44.46	0.142	615
2-7MS630	29.64	0.097	630	3-7MS630	44.46	0.146	630
2-7MS650	29.96	0.100	650	3-7MS650	44.94	0.150	650
2-7MS670	30.28	0.103	670	3-7MS670	45.42	0.155	670
2-7MS690	30.68	0.106	690	3-7MS690	46.02	0.160	690
2-7MS710	31.00	0.110	710	3-7MS710	46.49	0.164	710
2-7MS730	31.63	0.113	730	3-7MS730	47.45	0.169	730
2-7MS750	31.63	0.116	750	3-7MS750	47.45	0.174	750
2-7MS775	31.95	0.120	775	3-7MS775	47.93	0.179	775
2-7MS800	32.91	0.123	800	3-7MS800	49.36	0.185	800
2-7MS825	33.47	0.127	825	3-7MS825	50.20	0.191	825
2-7MS850	33.55	0.131	850	3-7MS850	50.32	0.197	850
2-7MS875	34.10	0.135	875	3-7MS875	51.16	0.203	875
2-7MS900	34.90	0.139	900	3-7MS900	52.35	0.208	900
2-7MS925	34.90	0.143	925	3-7MS925	52.35	0.214	925
2-7MS950	35.38	0.147	950	3-7MS950	53.07	0.220	950
2-7MS975	35.78	0.150	975	3-7MS975	53.67	0.226	975
2-7MS1000	35.94	0.154	1000	3-7MS1000	53.90	0.231	1000
2-7MS1030	36.57	0.159	1030	3-7MS1030	54.86	0.238	1030
2-7MS1060	37.61	0.164	1060	3-7MS1060	56.41	0.245	1060
2-7MS1090	38.25	0.168	1090	3-7MS1090	57.37	0.252	1090
2-7MS1120	38.57	0.173	1120	3-7MS1120	57.85	0.259	1120
2-7MS1150	39.04	0.177	1150	3-7MS1150	58.57	0.266	1150
2-7MS1180	39.52	0.182	1180	3-7MS1180	59.28	0.273	1180
2-7MS1220	40.88	0.188	1220	3-7MS1220	61.31	0.282	1220
2-7MS1250	41.20	0.193	1250	3-7MS1250	61.79	0.289	1250
2-7MS1280	41.91	0.198	1280	3-7MS1280	62.87	0.296	1280
2-7MS1320	42.71	0.204	1320	3-7MS1320	64.06	0.306	1320
2-7MS1360	43.19	0.210	1360	3-7MS1360	64.78	0.315	1360
2-7MS1400	44.30	0.216	1400	3-7MS1400	66.45	0.324	1400
2-7MS1450	45.02	0.224	1450	3-7MS1450	67.53	0.336	1450
2-7MS1500	46.85	0.231	1500	3-7MS1500	70.28	0.347	1500
2-7MS1550	47.49	0.239	1550	3-7MS1550	71.24	0.359	1550
2-7MS1600	48.37	0.247	1600	3-7MS1600	72.55	0.370	1600
2-7MS1650	49.48	0.255	1650	3-7MS1650	74.22	0.382	1650
2-7MS1700	50.44	0.262	1700	3-7MS1700	75.66	0.394	1700
2-7MS1750	51.47	0.270	1750	3-7MS1750	77.21	0.405	1750
2-7MS1800	53.47	0.278	1800	3-7MS1800	80.20	0.417	1800
2-7MS1850	54.26	0.285	1850	3-7MS1850	81.39	0.428	1850
2-7MS1900	55.78	0.293	1900	3-7MS1900	83.67	0.440	1900
2-7MS1950	57.29	0.301	1950	3-7MS1950	85.94	0.451	1950
2-7MS2000	58.09	0.309	2000	3-7MS2000	87.13	0.463	2000
2-7MS2060	60.08	0.318	2060	3-7MS2060	90.12	0.477	2060
2-7MS2120	61.91	0.327	2120	3-7MS2120	92.87	0.491	2120
2-7MS2180	63.59	0.336	2180	3-7MS2180	95.38	0.505	2180
2-7MS2240	65.74	0.346	2240	3-7MS2240	98.61	0.519	2240
2-7MS2300	67.01	0.355	2300	3-7MS2300	100.52	0.532	2300

* Weights shown are approximate.

For intermediate sizes not shown, consult BANDO for availability and price.



11MS (2 Rib, 3 Rib and 4 Rib)

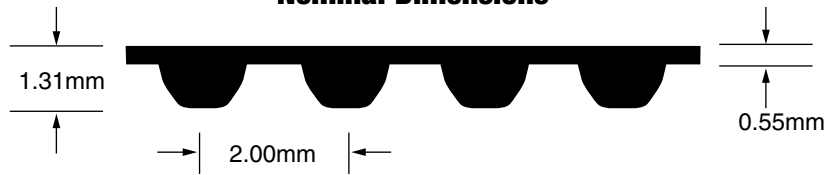
Part Number	List Price	Weight* (Lbs.)	Effective Outside Length (mm)	Part Number	List Price	Weight* (Lbs.)	Effective Outside Length (mm)
2 Rib				3 Rib Continued			
2-11MS710	50.44	0.235	710	3-11MS825	77.69	0.409	825
2-11MS730	50.76	0.241	730	3-11MS850	78.88	0.422	850
2-11MS750	51.00	0.248	750	3-11MS875	80.20	0.434	875
2-11MS775	51.00	0.256	775	3-11MS900	80.92	0.446	900
2-11MS800	51.16	0.265	800	3-11MS925	81.99	0.459	925
2-11MS825	51.79	0.273	825	3-11MS950	82.71	0.471	950
2-11MS850	52.59	0.281	850	3-11MS975	83.90	0.484	975
2-11MS875	53.47	0.289	875	3-11MS1000	84.86	0.496	1000
2-11MS900	53.94	0.298	900	3-11MS1030	85.94	0.511	1030
2-11MS925	54.66	0.306	925	3-11MS1060	87.13	0.526	1060
2-11MS950	55.14	0.314	950	3-11MS1090	88.69	0.541	1090
2-11MS975	55.94	0.322	975	3-11MS1120	89.64	0.556	1120
2-11MS1000	56.57	0.331	1000	3-11MS1150	91.08	0.570	1150
2-11MS1030	57.29	0.341	1030	3-11MS1180	92.27	0.585	1180
2-11MS1060	58.09	0.351	1060	3-11MS1220	93.82	0.605	1220
2-11MS1090	59.12	0.360	1090	3-11MS1250	95.02	0.620	1250
2-11MS1120	59.76	0.370	1120	3-11MS1280	96.10	0.635	1280
2-11MS1150	60.72	0.380	1150	3-11MS1320	97.77	0.655	1320
2-11MS1180	61.51	0.390	1180	3-11MS1360	99.80	0.675	1360
2-11MS1220	62.55	0.403	1220	3-11MS1400	100.88	0.694	1400
2-11MS1250	63.35	0.413	1250	3-11MS1450	103.03	0.719	1450
2-11MS1280	64.06	0.423	1280	3-11MS1500	104.82	0.744	1500
2-11MS1320	65.18	0.437	1320	3-11MS1550	106.73	0.769	1550
2-11MS1360	66.53	0.450	1360	3-11MS1600	109.00	0.794	1600
2-11MS1400	67.25	0.463	1400	3-11MS1650	111.04	0.818	1650
2-11MS1450	68.69	0.479	1450	3-11MS1700	113.19	0.843	1700
2-11MS1500	69.88	0.496	1500	3-11MS1750	114.98	0.868	1750
2-11MS1550	71.16	0.513	1550	3-11MS1800	117.13	0.893	1800
2-11MS1600	72.67	0.529	1600	3-11MS1850	118.69	0.918	1850
2-11MS1650	74.02	0.546	1650	3-11MS1900	121.20	0.942	1900
2-11MS1700	75.46	0.562	1700	3-11MS1950	122.87	0.967	1950
2-11MS1750	76.65	0.579	1750	3-11MS2000	125.14	0.992	2000
2-11MS1800	78.09	0.595	1800	3-11MS2060	127.29	1.022	2060
2-11MS1850	79.12	0.612	1850	3-11MS2120	129.92	1.052	2120
2-11MS1900	80.80	0.628	1900	3-11MS2180	132.07	1.081	2180
2-11MS1950	81.91	0.645	1950	3-11MS2240	134.58	1.111	2240
2-11MS2000	83.43	0.661	2000	3-11MS2300	136.97	1.141	2300
2-11MS2060	84.86	0.681	2060	4 Rib			
2-11MS2120	86.61	0.701	2120	4-11MS1450	137.38	0.958	1450
2-11MS2180	88.05	0.721	2180	4-11MS1800	156.18	1.190	1800
2-11MS2240	89.72	0.741	2240	4-11MS1850	158.24	1.224	1850
2-11MS2300	91.31	0.761	2300	4-11MS1950	163.82	1.290	1950
3 Rib				4-11MS2000	166.86	1.322	2000
3-11MS710	75.66	0.352	710	4-11MS2060	169.72	1.362	2060
3-11MS730	76.14	0.362	730	4-11MS2120	173.22	1.402	2120
3-11MS750	76.49	0.372	750	4-11MS2180	176.10	1.442	2180
3-11MS775	76.49	0.384	775	4-11MS2240	179.44	1.482	2240
3-11MS800	76.73	0.397	800				

* Weights shown are approximate.

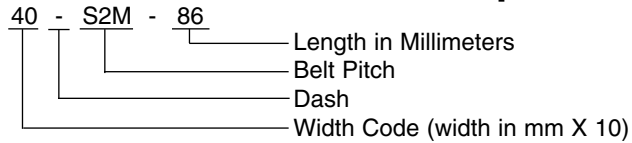
For intermediate sizes not shown, consult BANDO for availability and price.



Nominal Dimensions



Part Number Example



Part number includes the width code prefix in parenthesis below. For example, a 4mm wide S2M-86 is part number 40-S2M-86.

STS2M for 4mm, 6mm and 10mm Wide Belts

Synchro-Link® STS Timing Belts - Neoprene (Metric)

Part Number	4mm Wide (40)		6mm Wide (60)		10mm Wide (100)		Pitch Length (mm)	Number of Teeth
	List Price	Weight*	List Price	Weight*	List Price	Weight*		
S2M-86	3.26	0.001	3.63	0.001	4.53	0.002	86	43
S2M-88	3.34	0.001	3.71	0.001	4.64	0.002	88	44
S2M-90	3.41	0.001	3.79	0.001	4.74	0.002	90	45
S2M-92	3.49	0.001	3.88	0.001	4.85	0.002	92	46
S2M-98	3.72	0.001	4.13	0.001	5.16	0.002	98	49
S2M-100	3.79	0.001	4.22	0.001	5.27	0.002	100	50
S2M-102	3.87	0.001	4.30	0.001	5.38	0.002	102	51
S2M-108	3.89	0.001	4.32	0.001	5.40	0.002	108	54
S2M-112	3.91	0.001	4.34	0.001	5.43	0.002	112	56
S2M-114	3.92	0.001	4.36	0.001	5.45	0.002	114	57
S2M-116	3.94	0.001	4.38	0.001	5.48	0.002	116	58
S2M-118	3.96	0.001	4.40	0.001	5.50	0.002	118	59
S2M-120	3.98	0.001	4.42	0.001	5.53	0.002	120	60
S2M-122	4.00	0.001	4.44	0.001	5.55	0.002	122	61
S2M-124	4.01	0.001	4.46	0.001	5.58	0.002	124	62
S2M-126	4.03	0.001	4.48	0.002	5.60	0.003	126	63
S2M-128	4.05	0.001	4.50	0.002	5.63	0.003	128	64
S2M-130	4.07	0.001	4.52	0.002	5.65	0.003	130	65
S2M-132	4.09	0.001	4.54	0.002	5.68	0.003	132	66
S2M-134	4.10	0.001	4.56	0.002	5.70	0.003	134	67
S2M-138	4.12	0.001	4.58	0.002	5.73	0.003	138	69
S2M-140	4.14	0.001	4.60	0.002	5.75	0.003	140	70
S2M-142	4.16	0.001	4.62	0.002	5.78	0.003	142	71
S2M-144	4.18	0.001	4.64	0.002	5.80	0.003	144	72
S2M-148	4.19	0.001	4.66	0.002	5.82	0.003	148	74
S2M-150	4.21	0.001	4.68	0.002	5.85	0.003	150	75
S2M-152	4.22	0.001	4.69	0.002	5.87	0.003	152	76
S2M-158	4.24	0.001	4.71	0.002	5.88	0.003	158	79
S2M-160	4.25	0.001	4.72	0.002	5.90	0.003	160	80
S2M-162	4.26	0.001	4.74	0.002	5.92	0.003	162	81
S2M-164	4.28	0.001	4.75	0.002	5.94	0.003	164	82
S2M-166	4.29	0.001	4.76	0.002	5.95	0.003	166	83
S2M-168	4.30	0.001	4.78	0.002	5.97	0.003	168	84
S2M-170	4.31	0.001	4.79	0.002	5.99	0.003	170	85
S2M-172	4.33	0.001	4.81	0.002	6.01	0.003	172	86
S2M-174	4.34	0.001	4.82	0.002	6.03	0.003	174	87
S2M-176	4.35	0.001	4.83	0.002	6.04	0.003	176	88
S2M-180	4.36	0.001	4.85	0.002	6.06	0.004	180	90
S2M-184	4.38	0.001	4.86	0.002	6.08	0.004	184	92
S2M-186	4.39	0.001	4.88	0.002	6.10	0.004	186	93
S2M-190	4.40	0.002	4.89	0.002	6.11	0.004	190	95
S2M-192	4.41	0.002	4.90	0.002	6.13	0.004	192	96
S2M-198	4.43	0.002	4.92	0.002	6.15	0.004	198	99
S2M-200	4.44	0.002	4.93	0.002	6.17	0.004	200	100
S2M-202	4.45	0.002	4.95	0.002	6.18	0.004	202	101
S2M-204	4.46	0.002	4.96	0.002	6.20	0.004	204	102
S2M-210	4.48	0.002	4.97	0.003	6.22	0.004	210	105
S2M-212	4.49	0.002	4.99	0.003	6.24	0.004	212	106

* Weights shown are approximate.

Other widths available. Contact BANDO for price and delivery.



STS2M for 4mm, 6mm and 10mm Wide Belts (Continued)

Part Number	4mm Wide (40)		6mm Wide (60)		10mm Wide (100)		Pitch Length (mm)	Number of Teeth
	List Price	Weight*	List Price	Weight*	List Price	Weight*		
S2M-214	4.50	0.002	5.00	0.003	6.25	0.004	214	107
S2M-216	4.51	0.002	5.02	0.003	6.27	0.004	216	108
S2M-220	4.53	0.002	5.03	0.003	6.29	0.004	220	110
S2M-222	4.54	0.002	5.04	0.003	6.31	0.004	222	111
S2M-224	4.55	0.002	5.06	0.003	6.32	0.004	224	112
S2M-230	4.56	0.002	5.07	0.003	6.34	0.005	230	115
S2M-234	4.58	0.002	5.09	0.003	6.36	0.005	234	117
S2M-236	4.59	0.002	5.10	0.003	6.38	0.005	236	118
S2M-240	4.60	0.002	5.11	0.003	6.39	0.005	240	120
S2M-242	4.62	0.002	5.13	0.003	6.41	0.005	242	121
S2M-244	4.63	0.002	5.14	0.003	6.43	0.005	244	122
S2M-248	4.64	0.002	5.16	0.003	6.45	0.005	248	124
S2M-250	4.65	0.002	5.17	0.003	6.46	0.005	250	125
S2M-254	4.67	0.002	5.18	0.003	6.48	0.005	254	127
S2M-256	4.68	0.002	5.20	0.003	6.50	0.005	256	128
S2M-260	4.69	0.002	5.21	0.003	6.52	0.005	260	130
S2M-262	4.70	0.002	5.23	0.003	6.53	0.005	262	131
S2M-266	4.72	0.002	5.24	0.003	6.55	0.005	266	133
S2M-272	4.73	0.002	5.25	0.003	6.57	0.005	272	136
S2M-274	4.74	0.002	5.27	0.003	6.59	0.005	274	137
S2M-280	4.75	0.002	5.28	0.003	6.60	0.006	280	140
S2M-284	4.77	0.002	5.30	0.003	6.62	0.006	284	142
S2M-288	4.78	0.002	5.31	0.003	6.64	0.006	288	144
S2M-290	4.79	0.002	5.32	0.003	6.66	0.006	290	145
S2M-292	4.80	0.002	5.33	0.003	6.67	0.006	292	146
S2M-296	4.81	0.002	5.34	0.004	6.68	0.006	296	148
S2M-300	4.82	0.002	5.35	0.004	6.69	0.006	300	150
S2M-308	4.83	0.002	5.36	0.004	6.71	0.006	308	154
S2M-310	4.84	0.002	5.37	0.004	6.72	0.006	310	155
S2M-312	4.85	0.002	5.38	0.004	6.73	0.006	312	156
S2M-314	4.85	0.002	5.39	0.004	6.74	0.006	314	157
S2M-316	4.86	0.003	5.40	0.004	6.76	0.006	316	158
S2M-320	4.87	0.003	5.41	0.004	6.77	0.006	320	160
S2M-322	4.88	0.003	5.42	0.004	6.78	0.006	322	161
S2M-324	4.89	0.003	5.43	0.004	6.79	0.006	324	162
S2M-328	4.90	0.003	5.44	0.004	6.81	0.007	328	164
S2M-330	4.91	0.003	5.45	0.004	6.82	0.007	330	165
S2M-332	4.92	0.003	5.46	0.004	6.83	0.007	332	166
S2M-340	4.93	0.003	5.47	0.004	6.84	0.007	340	170
S2M-342	4.94	0.003	5.48	0.004	6.86	0.007	342	171
S2M-344	4.94	0.003	5.49	0.004	6.87	0.007	344	172
S2M-350	4.95	0.003	5.50	0.004	6.88	0.007	350	175
S2M-364	4.98	0.003	5.53	0.004	6.91	0.007	364	182
S2M-370	5.00	0.003	5.56	0.004	6.95	0.007	370	185
S2M-372	5.03	0.003	5.59	0.004	6.98	0.007	372	186
S2M-376	5.05	0.003	5.61	0.004	7.02	0.007	376	188
S2M-380	5.08	0.003	5.64	0.005	7.05	0.008	380	190
S2M-386	5.10	0.003	5.67	0.005	7.09	0.008	386	193
S2M-396	5.13	0.003	5.70	0.005	7.12	0.008	396	198
S2M-400	5.15	0.003	5.72	0.005	7.16	0.008	400	200
S2M-406	5.18	0.003	5.75	0.005	7.19	0.008	406	203
S2M-408	5.20	0.003	5.78	0.005	7.22	0.008	408	204
S2M-416	5.23	0.003	5.81	0.005	7.26	0.008	416	208
S2M-420	5.25	0.003	5.83	0.005	7.29	0.008	420	210
S2M-426	5.28	0.003	5.86	0.005	7.33	0.008	426	213
S2M-438	5.30	0.003	5.89	0.005	7.36	0.009	438	219
S2M-448	5.32	0.004	5.92	0.005	7.40	0.009	448	224
S2M-452	5.36	0.004	5.96	0.005	7.45	0.009	452	226
S2M-454	5.40	0.004	6.00	0.005	7.50	0.009	454	227
S2M-460	5.43	0.004	6.04	0.005	7.55	0.009	460	230
S2M-468	5.47	0.004	6.08	0.006	7.60	0.009	468	234
S2M-474	5.50	0.004	6.12	0.006	7.65	0.009	474	237
S2M-486	5.54	0.004	6.16	0.006	7.70	0.010	486	243
S2M-490	5.59	0.004	6.21	0.006	7.76	0.010	490	245
S2M-494	5.64	0.004	6.27	0.006	7.83	0.010	494	247
S2M-500	5.69	0.004	6.32	0.006	7.90	0.010	500	250
S2M-520	5.74	0.004	6.38	0.006	7.97	0.010	520	260
S2M-530	5.80	0.004	6.44	0.006	8.05	0.011	530	265
S2M-540	5.86	0.004	6.51	0.006	8.13	0.011	540	270
S2M-550	5.91	0.004	6.57	0.007	8.21	0.011	550	275

Synchro-Link® STS Timing Belts - Neoprene (Metric)

* Weights shown are approximate.

Other widths available. Contact BANDO for price and delivery.



STS2M for 4mm, 6mm and 10mm Wide Belts (Continued)

Part Number	4mm Wide (40)		6mm Wide (60)		10mm Wide (100)		Pitch Length (mm)	Number of Teeth
	List Price	Weight*	List Price	Weight*	List Price	Weight*		
S2M-558	5.97	0.004	6.64	0.007	8.30	0.011	558	279
S2M-560	6.04	0.004	6.71	0.007	8.39	0.011	560	280
S2M-572	6.11	0.005	6.79	0.007	8.48	0.011	572	286
S2M-594	6.18	0.005	6.86	0.007	8.58	0.012	594	297
S2M-596	6.24	0.005	6.94	0.007	8.67	0.012	596	298
S2M-600	6.31	0.005	7.01	0.007	8.76	0.012	600	300
S2M-620	6.39	0.005	7.10	0.007	8.87	0.012	620	310
S2M-630	6.46	0.005	7.18	0.008	8.98	0.013	630	315
S2M-650	6.50	0.005	7.22	0.008	9.02	0.013	650	325
S2M-652	6.54	0.005	7.27	0.008	9.08	0.013	652	326
S2M-656	6.62	0.005	7.35	0.008	9.19	0.013	656	328
S2M-668	6.70	0.005	7.44	0.008	9.30	0.013	668	334
S2M-676	6.78	0.005	7.53	0.008	9.41	0.013	676	338
S2M-700	6.86	0.006	7.62	0.008	9.53	0.014	700	350
S2M-710	6.94	0.006	7.71	0.008	9.64	0.014	710	355
S2M-742	7.02	0.006	7.80	0.009	9.75	0.015	742	371
S2M-752	7.10	0.006	7.89	0.009	9.86	0.015	752	376
S2M-754	7.18	0.006	7.98	0.009	9.98	0.015	754	377
S2M-766	7.26	0.006	8.07	0.009	10.09	0.015	766	383
S2M-796	7.35	0.006	8.16	0.009	10.20	0.016	796	398
S2M-800	7.43	0.006	8.25	0.010	10.31	0.016	800	400
S2M-810	7.51	0.006	8.34	0.010	10.43	0.016	810	405
S2M-898	7.59	0.007	8.43	0.011	10.54	0.018	898	449
S2M-900	7.67	0.007	8.52	0.011	10.65	0.018	900	450
S2M-940	7.75	0.007	8.61	0.011	10.76	0.019	940	470
S2M-946	7.83	0.008	8.70	0.011	10.88	0.019	946	473
S2M-950	7.91	0.008	8.79	0.011	10.99	0.019	950	475
S2M-984	7.99	0.008	8.88	0.012	11.10	0.020	984	492
S2M-1000	8.07	0.008	8.97	0.012	11.21	0.020	1000	500
S2M-1032	8.16	0.008	9.06	0.012	11.33	0.021	1032	516
S2M-1036	8.24	0.008	9.15	0.012	11.44	0.021	1036	518
S2M-1066	8.32	0.008	9.24	0.013	11.55	0.021	1066	533
S2M-1074	8.40	0.009	9.33	0.013	11.66	0.021	1074	537
S2M-1100	8.48	0.009	9.42	0.013	11.78	0.022	1100	550
S2M-1110	8.56	0.009	9.51	0.013	11.89	0.022	1110	555
S2M-1136	8.65	0.009	9.61	0.014	12.01	0.023	1136	568
S2M-1154	8.74	0.009	9.71	0.014	12.13	0.023	1154	577
S2M-1166	8.82	0.009	9.80	0.014	12.25	0.023	1166	583
S2M-1224	8.91	0.010	9.90	0.015	12.37	0.024	1224	612
S2M-1228	8.99	0.010	9.99	0.015	12.49	0.024	1228	614

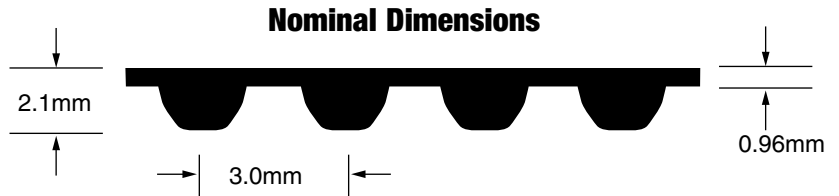
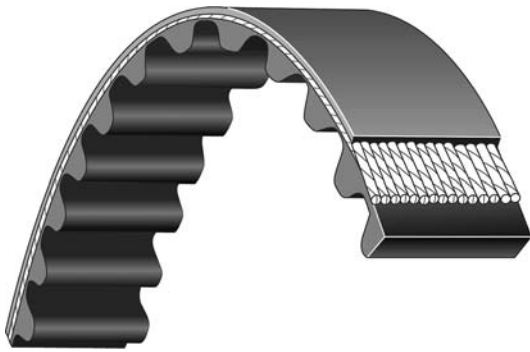
Synchro-Link® STS Timing Belts - Neoprene (Metric)

* Weights shown are approximate.

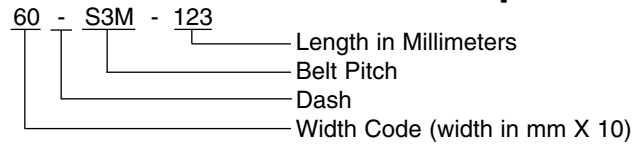
Other widths available. Contact BANDO for price and delivery.

NOTE

S2M Synchro-Link® STS size available in *polyurethane* construction for specialty applications. Consult BANDO for price and availability.



Part Number Example



Part number includes the width code prefix in parenthesis below. For example, a 6mm wide S3M-123 is part number 60-S3M-123.

STS3M for 6mm, 10mm and 15mm Wide Belts

Part Number	6mm Wide (60)		10mm Wide (100)		15mm Wide (150)		Pitch Length (mm)	Number of Teeth
	List Price	Weight*	List Price	Weight*	List Price	Weight*		
S3M-123	4.40	0.003	5.50	0.004	7.15	0.006	123	41
S3M-129	4.43	0.003	5.53	0.005	7.19	0.007	129	43
S3M-144	4.45	0.003	5.56	0.005	7.23	0.008	144	48
S3M-150	4.48	0.003	5.59	0.005	7.27	0.008	150	50
S3M-156	4.50	0.003	5.63	0.005	7.31	0.008	156	52
S3M-159	4.53	0.003	5.66	0.006	7.35	0.008	159	53
S3M-162	4.55	0.003	5.69	0.006	7.39	0.008	162	54
S3M-168	4.58	0.004	5.72	0.006	7.43	0.009	168	56
S3M-171	4.60	0.004	5.75	0.006	7.48	0.009	171	57
S3M-174	4.63	0.004	5.78	0.006	7.52	0.009	174	58
S3M-177	4.65	0.004	5.81	0.006	7.56	0.009	177	59
S3M-180	4.68	0.004	5.84	0.006	7.60	0.009	180	60
S3M-186	4.70	0.004	5.88	0.006	7.64	0.010	186	62
S3M-189	4.73	0.004	5.91	0.007	7.68	0.010	189	63
S3M-192	4.75	0.004	5.94	0.007	7.72	0.010	192	64
S3M-198	4.78	0.004	5.97	0.007	7.76	0.010	198	66
S3M-201	4.80	0.004	6.00	0.007	7.80	0.011	201	67
S3M-204	4.83	0.004	6.03	0.007	7.84	0.011	204	68
S3M-207	4.85	0.004	6.06	0.007	7.88	0.011	207	69
S3M-210	4.88	0.004	6.09	0.007	7.92	0.011	210	70
S3M-213	4.90	0.004	6.13	0.007	7.96	0.011	213	71
S3M-219	4.93	0.005	6.16	0.008	8.00	0.011	219	73
S3M-222	4.95	0.005	6.19	0.008	8.04	0.012	222	74
S3M-225	4.98	0.005	6.22	0.008	8.08	0.012	225	75
S3M-228	5.00	0.005	6.25	0.008	8.13	0.012	228	76
S3M-234	5.03	0.005	6.28	0.008	8.17	0.012	234	78
S3M-237	5.05	0.005	6.31	0.008	8.21	0.012	237	79
S3M-240	5.08	0.005	6.34	0.008	8.25	0.013	240	80
S3M-243	5.10	0.005	6.38	0.008	8.29	0.013	243	81
S3M-246	5.13	0.005	6.41	0.009	8.33	0.013	246	82
S3M-249	5.15	0.005	6.44	0.009	8.37	0.013	249	83
S3M-252	5.18	0.005	6.47	0.009	8.41	0.013	252	84
S3M-255	5.20	0.005	6.50	0.009	8.45	0.013	255	85
S3M-258	5.23	0.005	6.53	0.009	8.49	0.014	258	86
S3M-264	5.25	0.006	6.56	0.009	8.53	0.014	264	88
S3M-267	5.27	0.006	6.59	0.009	8.57	0.014	267	89
S3M-270	5.29	0.006	6.62	0.009	8.60	0.014	270	90
S3M-273	5.32	0.006	6.65	0.010	8.64	0.014	273	91
S3M-276	5.34	0.006	6.67	0.010	8.67	0.014	276	92
S3M-279	5.36	0.006	6.70	0.010	8.71	0.015	279	93
S3M-285	5.38	0.006	6.73	0.010	8.75	0.015	285	95
S3M-288	5.40	0.006	6.76	0.010	8.78	0.015	288	96
S3M-291	5.43	0.006	6.78	0.010	8.82	0.015	291	97
S3M-297	5.45	0.006	6.81	0.010	8.85	0.016	297	99
S3M-300	5.47	0.006	6.84	0.010	8.89	0.016	300	100

Synchro-Link® STS Timing Belts - Neoprene (Metric)

* Weights shown are approximate.

Other widths available. Contact BANDO for price and delivery.



STS3M for 6mm, 10mm and 15mm Wide Belts (Continued)

Part Number	6mm Wide (60)		10mm Wide (100)		15mm Wide (150)		Pitch Length (mm)	Number of Teeth
	List Price	Weight*	List Price	Weight*	List Price	Weight*		
S3M-303	5.49	0.006	6.87	0.011	8.92	0.016	303	101
S3M-309	5.51	0.006	6.89	0.011	8.96	0.016	309	103
S3M-312	5.54	0.007	6.92	0.011	9.00	0.016	312	104
S3M-315	5.56	0.007	6.95	0.011	9.03	0.017	315	105
S3M-318	5.58	0.007	6.98	0.011	9.07	0.017	318	106
S3M-324	5.60	0.007	7.00	0.011	9.10	0.017	324	108
S3M-327	5.62	0.007	7.03	0.011	9.14	0.017	327	109
S3M-330	5.65	0.007	7.06	0.012	9.17	0.017	330	110
S3M-339	5.67	0.007	7.09	0.012	9.21	0.018	339	113
S3M-342	5.69	0.007	7.11	0.012	9.25	0.018	342	114
S3M-351	5.71	0.007	7.14	0.012	9.28	0.018	351	117
S3M-354	5.73	0.007	7.17	0.012	9.32	0.019	354	118
S3M-360	5.76	0.008	7.20	0.013	9.35	0.019	360	120
S3M-363	5.78	0.008	7.22	0.013	9.39	0.019	363	121
S3M-366	5.80	0.008	7.25	0.013	9.43	0.019	366	122
S3M-369	5.82	0.008	7.28	0.013	9.46	0.019	369	123
S3M-372	5.84	0.008	7.30	0.013	9.49	0.019	372	124
S3M-375	5.86	0.008	7.33	0.013	9.53	0.020	375	125
S3M-378	5.88	0.008	7.35	0.013	9.56	0.020	378	126
S3M-384	5.90	0.008	7.38	0.013	9.59	0.020	384	128
S3M-387	5.93	0.008	7.41	0.014	9.64	0.020	387	129
S3M-390	5.96	0.008	7.45	0.014	9.69	0.020	390	130
S3M-399	5.99	0.008	7.49	0.014	9.73	0.021	399	133
S3M-402	6.02	0.008	7.52	0.014	9.78	0.021	402	134
S3M-405	6.05	0.008	7.56	0.014	9.83	0.021	405	135
S3M-408	6.08	0.009	7.60	0.014	9.87	0.021	408	136
S3M-417	6.11	0.009	7.63	0.015	9.92	0.022	417	139
S3M-420	6.13	0.009	7.67	0.015	9.97	0.022	420	140
S3M-423	6.16	0.009	7.70	0.015	10.01	0.022	423	141
S3M-426	6.19	0.009	7.74	0.015	10.06	0.022	426	142
S3M-432	6.22	0.009	7.78	0.015	10.11	0.023	432	144
S3M-438	6.25	0.009	7.81	0.015	10.16	0.023	438	146
S3M-444	6.28	0.009	7.85	0.016	10.20	0.023	444	148
S3M-447	6.31	0.009	7.89	0.016	10.25	0.023	447	149
S3M-453	6.34	0.009	7.92	0.016	10.30	0.024	453	151
S3M-459	6.37	0.010	7.96	0.016	10.34	0.024	459	153
S3M-468	6.40	0.010	7.99	0.016	10.39	0.025	468	156
S3M-471	6.42	0.010	8.03	0.016	10.44	0.025	471	157
S3M-480	6.45	0.010	8.07	0.017	10.49	0.025	480	160
S3M-486	6.48	0.010	8.10	0.017	10.53	0.025	486	162
S3M-489	6.51	0.010	8.14	0.017	10.58	0.026	489	163
S3M-492	6.54	0.010	8.18	0.017	10.63	0.026	492	164
S3M-501	6.57	0.011	8.21	0.018	10.67	0.026	501	167
S3M-507	6.60	0.011	8.25	0.018	10.72	0.027	507	169
S3M-516	6.63	0.011	8.28	0.018	10.77	0.027	516	172
S3M-519	6.66	0.011	8.32	0.018	10.82	0.027	519	173
S3M-522	6.68	0.011	8.36	0.018	10.86	0.027	522	174
S3M-525	6.71	0.011	8.39	0.018	10.91	0.028	525	175
S3M-534	6.74	0.011	8.43	0.019	10.95	0.028	534	178
S3M-537	6.77	0.011	8.46	0.019	11.00	0.028	537	179
S3M-540	6.80	0.011	8.49	0.019	11.04	0.028	540	180
S3M-549	6.82	0.012	8.53	0.019	11.09	0.029	549	183
S3M-552	6.85	0.012	8.56	0.019	11.13	0.029	552	184
S3M-555	6.88	0.012	8.60	0.019	11.17	0.029	555	185
S3M-564	6.90	0.012	8.63	0.020	11.22	0.030	564	188
S3M-573	6.93	0.012	8.67	0.020	11.27	0.030	573	191
S3M-579	6.96	0.012	8.70	0.020	11.31	0.030	579	193
S3M-588	6.99	0.012	8.74	0.021	11.36	0.031	588	196
S3M-597	7.02	0.013	8.78	0.021	11.41	0.031	597	199
S3M-600	7.05	0.013	8.82	0.021	11.46	0.031	600	200
S3M-609	7.08	0.013	8.85	0.021	11.51	0.032	609	203
S3M-621	7.11	0.013	8.89	0.022	11.56	0.033	621	207
S3M-633	7.14	0.013	8.93	0.022	11.61	0.033	633	211
S3M-648	7.17	0.014	8.97	0.023	11.66	0.034	648	216
S3M-657	7.20	0.014	9.00	0.023	11.70	0.034	657	219

Synchro-Link® STS Timing Belts - Neoprene (Metric)

* Weights shown are approximate.

Other widths available. Contact BANDO for price and delivery.



STS3M for 6mm, 10mm and 15mm Wide Belts (Continued)

Part Number	6mm Wide (60)		10mm Wide (100)		15mm Wide (150)		Pitch Length (mm)	Number of Teeth
	List Price	Weight*	List Price	Weight*	List Price	Weight*		
S3M-660	7.23	0.014	9.04	0.023	11.75	0.035	660	220
S3M-666	7.26	0.014	9.08	0.023	11.80	0.035	666	222
S3M-681	7.29	0.014	9.12	0.024	11.85	0.036	681	227
S3M-690	7.32	0.014	9.15	0.024	11.90	0.036	690	230
S3M-699	7.35	0.015	9.19	0.024	11.95	0.037	699	233
S3M-726	7.38	0.015	9.23	0.025	12.00	0.038	726	242
S3M-735	7.41	0.015	9.27	0.026	12.05	0.039	735	245
S3M-741	7.44	0.016	9.30	0.026	12.09	0.039	741	247
S3M-750	7.47	0.016	9.34	0.026	12.14	0.039	750	250
S3M-768	7.50	0.016	9.38	0.027	12.19	0.040	768	256
S3M-771	7.53	0.016	9.42	0.027	12.24	0.040	771	257
S3M-789	7.56	0.017	9.45	0.028	12.29	0.041	789	263
S3M-804	7.59	0.017	9.49	0.028	12.34	0.042	804	268
S3M-810	7.64	0.017	9.55	0.028	12.42	0.042	810	270
S3M-825	7.69	0.017	9.62	0.029	12.50	0.043	825	275
S3M-852	7.80	0.018	9.75	0.030	12.68	0.045	852	284
S3M-882	7.91	0.018	9.89	0.031	12.86	0.046	882	294
S3M-885	8.02	0.019	10.03	0.031	13.04	0.046	885	295
S3M-888	8.13	0.019	10.17	0.031	13.22	0.047	888	296
S3M-900	8.24	0.019	10.30	0.031	13.39	0.047	900	300
S3M-918	8.35	0.019	10.44	0.032	13.57	0.048	918	306
S3M-927	8.46	0.019	10.58	0.032	13.75	0.049	927	309
S3M-936	8.57	0.020	10.72	0.033	13.93	0.049	936	312
S3M-990	8.68	0.021	10.85	0.035	14.11	0.052	990	330
S3M-1119	9.00	0.023	11.25	0.039	14.63	0.059	1119	373
S3M-1134	9.33	0.024	11.67	0.040	15.17	0.059	1134	378
S3M-1146	9.88	0.024	12.35	0.040	16.06	0.060	1146	382
S3M-1188	10.65	0.025	13.32	0.042	17.31	0.062	1188	396
S3M-1299	11.53	0.027	14.42	0.045	18.74	0.068	1299	433
S3M-1419	12.52	0.030	15.65	0.050	20.35	0.074	1419	473
S3M-1530	14.50	0.032	18.13	0.053	23.56	0.080	1530	510

* Weights shown are approximate.

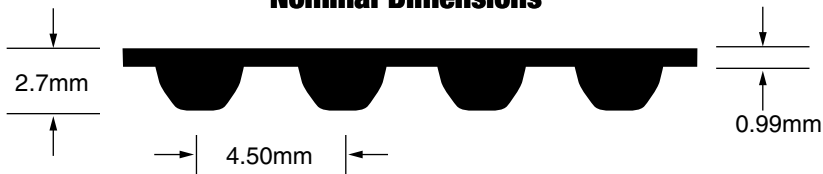
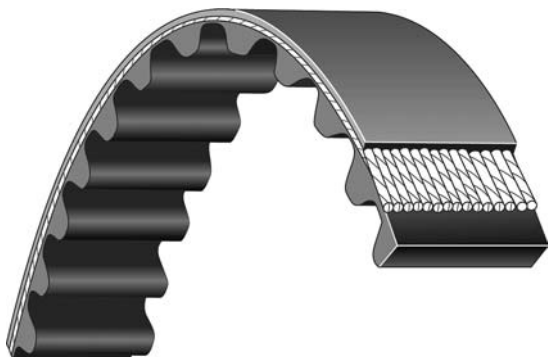
Other widths available. Contact BANDO for price and delivery.

NOTE

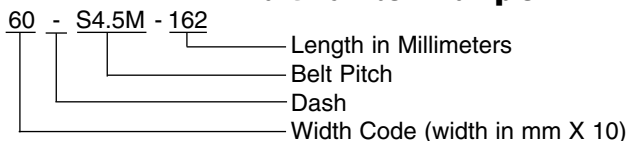
S3M Synchro-Link® STS size available in *polyurethane* construction for specialty applications. Consult BANDO for price and availability.

Synchro-Link® STS Timing Belts - Neoprene (Metric)

Nominal Dimensions



Part Number Example



Part number includes the width code prefix in parenthesis below. For example, a 6mm wide S4.5M-162 is part number 60-S4.5M-162.

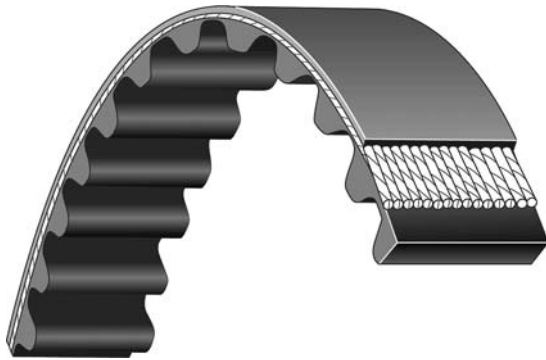
STS4.5M for 6mm, 10mm and 15mm Wide Belts

Synchro-Link® STS Timing Belts - Neoprene (Metric)

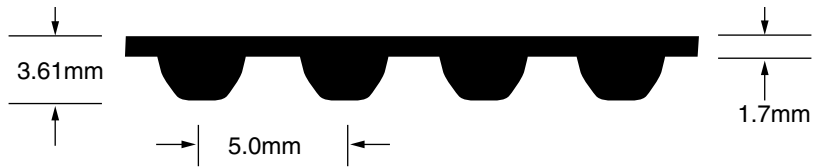
Part Number	6mm Wide (60)		10mm Wide (100)		15mm Wide (150)		Pitch Length (mm)	Number of Teeth
	List Price	Weight*	List Price	Weight*	List Price	Weight*		
S4.5M-162	7.76	0.007	9.70	0.011	12.61	0.017	162	36
S4.5M-180	8.00	0.008	10.00	0.013	13.00	0.019	180	40
S4.5M-198	8.24	0.008	10.30	0.014	13.39	0.021	198	44
S4.5M-225	8.48	0.009	10.60	0.016	13.78	0.024	225	50
S4.5M-239	8.72	0.010	10.90	0.017	14.17	0.025	239	53
S4.5M-252	9.00	0.011	11.25	0.018	14.63	0.026	252	56
S4.5M-279	9.28	0.012	11.60	0.019	15.08	0.029	279	62
S4.5M-284	9.56	0.012	11.95	0.020	15.54	0.030	284	63
S4.5M-315	9.84	0.013	12.30	0.022	15.99	0.033	315	70
S4.5M-324	10.12	0.014	12.65	0.023	16.45	0.034	324	72
S4.5M-351	10.40	0.015	13.00	0.025	16.90	0.037	351	78
S4.5M-383	10.68	0.016	13.35	0.027	17.36	0.040	383	85
S4.5M-396	10.96	0.017	13.70	0.028	17.81	0.042	396	88
S4.5M-450	11.24	0.019	14.05	0.031	18.27	0.047	450	100
S4.5M-491	11.52	0.021	14.40	0.034	18.72	0.051	491	109
S4.5M-504	11.80	0.021	14.75	0.035	19.18	0.053	504	112
S4.5M-518	12.08	0.022	15.10	0.036	19.63	0.054	518	115
S4.5M-558	12.36	0.023	15.45	0.039	20.09	0.058	558	124
S4.5M-563	12.64	0.024	15.80	0.039	20.54	0.059	563	125
S4.5M-612	12.92	0.025	16.15	0.042	21.00	0.063	612	136
S4.5M-630	13.20	0.026	16.50	0.044	21.45	0.066	630	140
S4.5M-711	13.48	0.030	16.85	0.050	21.91	0.075	711	158
S4.5M-729	13.76	0.031	17.20	0.051	22.36	0.076	729	162
S4.5M-801	14.49	0.034	18.11	0.056	23.55	0.084	801	178
S4.5M-1031	18.65	0.037	23.31	0.061	30.31	0.092	1,031	229
S4.5M-2111	38.19	0.040	47.73	0.066	62.06	0.100	2,111	469

* Weights shown are approximate.

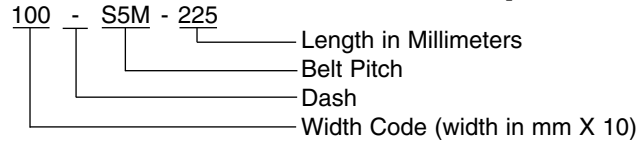
Other widths available. Contact BANDO for price and delivery.



Nominal Dimensions



Part Number Example



Part number includes the width code prefix in parenthesis below. For example, a 10mm wide S5M-225 is part number 100-S5M-225.

STS5M for 10mm, 15mm, 20mm and 25mm Wide Belts

Part Number	10mm Wide (100)		15mm Wide (150)		20mm Wide (200)		25mm Wide (250)		Pitch Length (mm)	Number of Teeth
	List Price	Weight*	List Price	Weight*	List Price	Weight*	List Price	Weight*		
S5M-225	9.50	0.019	12.35	0.028	15.44	0.038	19.30	0.038	225	45
S5M-230	9.66	0.019	12.56	0.029	15.70	0.039	19.62	0.039	230	46
S5M-255	9.82	0.021	12.77	0.032	15.96	0.043	19.95	0.043	255	51
S5M-275	9.98	0.023	12.97	0.035	16.22	0.046	20.27	0.046	275	55
S5M-295	10.14	0.025	13.18	0.037	16.48	0.050	20.60	0.050	295	59
S5M-300	10.30	0.025	13.39	0.038	16.74	0.051	20.92	0.051	300	60
S5M-320	10.46	0.027	13.60	0.040	17.00	0.054	21.25	0.054	320	64
S5M-325	10.62	0.027	13.81	0.041	17.26	0.055	21.57	0.055	325	65
S5M-350	10.78	0.029	14.01	0.044	17.52	0.059	21.90	0.059	350	70
S5M-375	10.94	0.032	14.22	0.047	17.78	0.063	22.22	0.063	375	75
S5M-380	11.10	0.032	14.43	0.048	18.04	0.064	22.55	0.064	380	76
S5M-390	11.26	0.033	14.64	0.049	18.30	0.066	22.87	0.066	390	78
S5M-400	11.42	0.034	14.85	0.051	18.56	0.067	23.20	0.067	400	80
S5M-410	11.59	0.035	15.06	0.052	18.83	0.069	23.53	0.069	410	82
S5M-420	11.66	0.036	15.16	0.053	18.95	0.070	23.68	0.070	420	84
S5M-425	11.75	0.036	15.28	0.054	19.09	0.072	23.87	0.072	425	85
S5M-435	11.92	0.037	15.49	0.055	19.36	0.073	24.20	0.073	435	87
S5M-440	12.08	0.037	15.70	0.056	19.63	0.074	24.54	0.074	440	88
S5M-445	12.25	0.037	15.92	0.056	19.90	0.075	24.87	0.075	445	89
S5M-450	12.41	0.038	16.13	0.057	20.17	0.076	25.21	0.076	450	90
S5M-475	12.58	0.040	16.35	0.060	20.43	0.080	25.54	0.080	475	95
S5M-490	12.74	0.041	16.56	0.062	20.70	0.083	25.88	0.083	490	98
S5M-500	12.86	0.043	16.72	0.064	20.90	0.085	26.12	0.085	500	100
S5M-520	12.91	0.044	16.78	0.066	20.97	0.088	26.21	0.088	520	104
S5M-525	12.99	0.045	16.89	0.068	21.11	0.091	26.39	0.091	525	105
S5M-550	13.07	0.046	16.99	0.070	21.24	0.093	26.55	0.093	550	110
S5M-560	13.25	0.047	17.23	0.071	21.53	0.094	26.91	0.094	560	112
S5M-565	13.41	0.048	17.43	0.071	21.79	0.095	27.24	0.095	565	113
S5M-570	13.57	0.048	17.64	0.072	22.05	0.096	27.56	0.096	570	114
S5M-575	13.73	0.048	17.85	0.073	22.31	0.097	27.89	0.097	575	115
S5M-600	13.89	0.051	18.06	0.076	22.57	0.101	28.21	0.101	600	120
S5M-625	14.05	0.053	18.27	0.079	22.83	0.105	28.54	0.105	625	125
S5M-635	14.21	0.054	18.47	0.080	23.09	0.107	28.86	0.107	635	127
S5M-645	14.37	0.054	18.68	0.082	23.35	0.109	29.19	0.109	645	129
S5M-650	14.53	0.055	18.89	0.082	23.61	0.110	29.51	0.110	650	130

Synchro-Link® STS Timing Belts - Neoprene (Metric)

* Weights shown are approximate.

Other widths available. Contact BANDO for price and delivery.



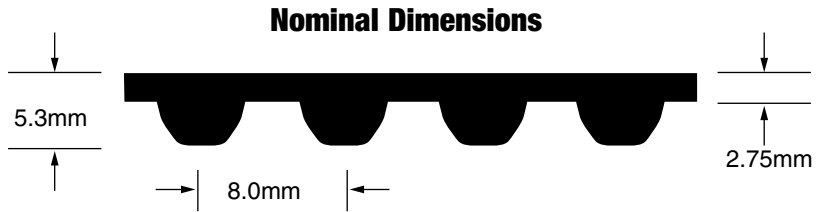
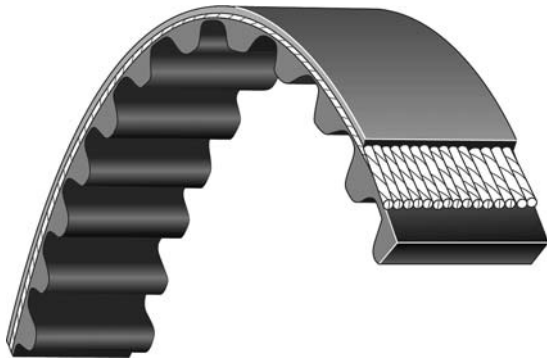
STS5M for 10mm, 15mm, 20mm and 25mm Wide Belts (Continued)

Part Number	10mm Wide (100)		15mm Wide (150)		20mm Wide (200)		25mm Wide (250)		Pitch Length (mm)	Number of Teeth
	List Price	Weight*	List Price	Weight*	List Price	Weight*	List Price	Weight*		
S5M-665	14.69	0.056	19.10	0.084	23.87	0.112	29.84	0.112	665	133
S5M-670	14.85	0.056	19.31	0.085	24.13	0.113	30.16	0.113	670	134
S5M-675	15.01	0.057	19.51	0.085	24.39	0.114	30.49	0.114	675	135
S5M-695	15.17	0.059	19.72	0.088	24.65	0.117	30.81	0.117	695	139
S5M-700	15.33	0.059	19.93	0.088	24.91	0.118	31.14	0.118	700	140
S5M-710	15.43	0.060	20.05	0.090	25.07	0.120	31.33	0.120	710	142
S5M-725	15.52	0.061	20.18	0.092	25.22	0.122	31.53	0.122	725	145
S5M-740	15.57	0.062	20.24	0.094	25.30	0.124	31.63	0.124	740	148
S5M-750	15.62	0.063	20.30	0.095	25.37	0.126	31.72	0.126	750	150
S5M-765	15.71	0.064	20.42	0.097	25.53	0.129	31.91	0.129	765	153
S5M-770	15.81	0.065	20.55	0.097	25.68	0.130	32.10	0.130	770	154
S5M-775	15.90	0.065	20.67	0.098	25.84	0.131	32.30	0.131	775	155
S5M-800	16.00	0.067	20.79	0.101	25.99	0.135	32.49	0.135	800	160
S5M-810	16.09	0.068	20.92	0.102	26.15	0.137	32.68	0.137	810	162
S5M-830	16.19	0.070	21.04	0.105	26.30	0.140	32.88	0.140	830	166
S5M-850	16.28	0.072	21.16	0.107	26.46	0.143	33.07	0.143	850	170
S5M-860	16.38	0.072	21.29	0.109	26.61	0.145	33.26	0.145	860	172
S5M-870	16.47	0.073	21.41	0.110	26.76	0.147	33.45	0.147	870	174
S5M-900	16.57	0.076	21.53	0.114	26.92	0.152	33.65	0.152	900	180
S5M-920	16.66	0.078	21.66	0.116	27.07	0.155	33.84	0.155	920	184
S5M-940	16.76	0.079	21.78	0.119	27.23	0.158	34.03	0.158	940	188
S5M-950	16.85	0.080	21.91	0.120	27.38	0.160	34.23	0.160	950	190
S5M-965	16.95	0.080	22.03	0.121	27.54	0.161	34.42	0.161	965	193
S5M-975	17.04	0.082	22.15	0.123	27.69	0.164	34.61	0.164	975	195
S5M-1000	17.10	0.084	22.23	0.126	27.79	0.169	34.73	0.169	1000	200
S5M-1025	17.32	0.086	22.52	0.130	28.15	0.173	35.18	0.173	1025	205
S5M-1050	17.54	0.088	22.80	0.133	28.50	0.177	35.63	0.177	1050	210
S5M-1125	17.76	0.095	23.09	0.142	28.86	0.190	36.08	0.190	1125	225
S5M-1135	17.98	0.096	23.37	0.143	29.22	0.191	36.52	0.191	1135	227
S5M-1145	18.20	0.096	23.66	0.145	29.58	0.193	36.97	0.193	1145	229
S5M-1195	18.42	0.101	23.95	0.151	29.93	0.201	37.42	0.201	1195	239
S5M-1225	18.64	0.103	24.23	0.155	30.29	0.206	37.86	0.206	1225	245
S5M-1250	18.86	0.105	24.52	0.158	30.65	0.211	38.31	0.211	1250	250
S5M-1260	19.08	0.106	24.80	0.159	31.01	0.212	38.76	0.212	1260	252
S5M-1270	19.52	0.107	25.38	0.161	31.72	0.214	39.65	0.214	1270	254
S5M-1295	19.74	0.109	25.66	0.164	32.08	0.218	40.10	0.218	1295	259
S5M-1350	20.58	0.114	26.75	0.171	33.44	0.228	41.80	0.228	1350	270
S5M-1420	21.65	0.120	28.14	0.179	35.17	0.239	43.97	0.239	1420	284
S5M-1595	24.31	0.134	31.61	0.202	39.51	0.269	49.39	0.269	1595	319
S5M-1715	26.14	0.145	33.98	0.217	42.48	0.289	53.10	0.289	1715	343
S5M-1800	27.44	0.152	35.67	0.228	44.59	0.303	55.73	0.303	1800	360
S5M-2000	31.50	0.169	40.95	0.253	51.19	0.337	63.98	0.337	2000	400

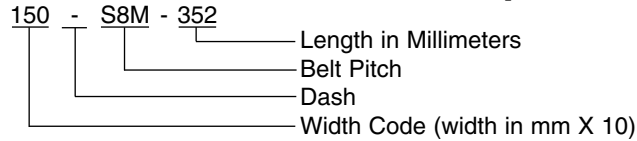
* Weights shown are approximate.

Other widths available. Contact BANDO for price and delivery.

Synchro-Link® STS Timing Belts - Neoprene (Metric)



Part Number Example



Part number includes the width code prefix in parenthesis below. For example, a 15mm wide S8M-352 is part number 150-S8M-352.

STS8M for 15mm, 25mm, 40mm and 60mm Wide Belts

Part Number	15mm Wide (150)		25mm Wide (250)		40mm Wide (400)		60mm Wide (600)		Pitch Length (mm)	Number of Teeth
	List Price	Weight*	List Price	Weight*	List Price	Weight*	List Price	Weight*		
S8M-352	6.05	0.063	9.83	0.106	15.73	0.170	23.60	0.256	352	44
S8M-384	6.24	0.069	10.14	0.115	16.22	0.186	24.33	0.279	384	48
S8M-408	6.36	0.073	10.34	0.122	16.54	0.197	24.81	0.296	408	51
S8M-424	6.45	0.076	10.48	0.127	16.77	0.205	25.15	0.308	424	53
S8M-456	6.63	0.082	10.76	0.137	17.22	0.221	25.83	0.331	456	57
S8M-480	6.76	0.087	11.27	0.145	18.03	0.232	27.05	0.348	480	60
S8M-520	7.31	0.094	12.19	0.157	19.51	0.251	29.26	0.377	520	65
S8M-528	7.69	0.095	12.82	0.160	20.51	0.256	30.76	0.383	528	66
S8M-560	7.88	0.101	13.13	0.169	21.02	0.271	31.52	0.406	560	70
S8M-584	8.22	0.106	13.70	0.176	21.92	0.282	32.88	0.423	584	73
S8M-600	8.45	0.109	14.08	0.181	22.53	0.290	33.79	0.435	600	75
S8M-632	8.90	0.115	14.84	0.191	23.74	0.305	35.61	0.458	632	79
S8M-640	9.02	0.116	15.03	0.193	24.04	0.309	36.07	0.464	640	80
S8M-656	9.22	0.118	15.37	0.197	24.59	0.318	36.88	0.476	656	82
S8M-672	9.39	0.121	15.65	0.202	25.04	0.325	37.56	0.488	672	84
S8M-680	9.57	0.123	15.95	0.205	25.52	0.329	38.28	0.493	680	85
S8M-712	10.02	0.129	16.71	0.215	26.73	0.344	40.09	0.516	712	89
S8M-720	10.14	0.130	16.89	0.217	27.03	0.348	40.54	0.522	720	90
S8M-728	10.25	0.132	17.08	0.220	27.33	0.352	40.99	0.528	728	91
S8M-760	10.70	0.138	17.84	0.230	28.54	0.367	42.81	0.551	760	95
S8M-800	14.84	0.145	24.73	0.242	39.57	0.387	59.36	0.580	800	100
S8M-824	15.09	0.148	25.15	0.247	40.24	0.399	60.36	0.598	824	103
S8M-840	15.59	0.152	25.98	0.254	41.57	0.406	62.35	0.609	840	105
S8M-848	15.74	0.154	26.23	0.256	41.97	0.410	62.95	0.615	848	106
S8M-880	16.34	0.159	27.23	0.266	43.56	0.425	65.34	0.638	880	110
S8M-888	16.49	0.161	27.48	0.268	43.96	0.429	65.94	0.644	888	111
S8M-896	16.64	0.162	27.73	0.271	44.36	0.433	66.54	0.649	896	112
S8M-920	17.08	0.167	28.47	0.278	45.55	0.445	68.33	0.667	920	115
S8M-944	17.51	0.171	29.18	0.285	46.69	0.456	70.04	0.684	944	118
S8M-960	17.81	0.174	29.68	0.290	47.49	0.464	71.24	0.696	960	120
S8M-976	18.03	0.176	30.05	0.293	48.08	0.472	72.12	0.709	976	122
S8M-984	18.26	0.178	30.43	0.297	48.69	0.475	73.03	0.713	984	123
S8M-1000	18.56	0.181	30.93	0.302	49.49	0.483	74.23	0.725	1000	125
S8M-1032	19.16	0.187	31.93	0.312	51.08	0.499	76.62	0.748	1032	129
S8M-1040	19.31	0.188	32.18	0.314	51.48	0.503	77.22	0.754	1040	130
S8M-1056	19.61	0.191	32.68	0.319	52.28	0.510	78.42	0.765	1056	132
S8M-1096	20.33	0.199	33.89	0.331	54.22	0.530	81.33	0.794	1096	137
S8M-1120	20.78	0.203	34.63	0.338	55.41	0.541	83.12	0.812	1120	140
S8M-1136	21.08	0.206	35.14	0.343	56.22	0.549	84.32	0.823	1136	142
S8M-1152	21.38	0.209	35.64	0.348	57.02	0.557	85.53	0.835	1152	144
S8M-1160	21.66	0.209	36.10	0.351	57.76	0.561	86.64	0.842	1160	145
S8M-1184	21.98	0.215	36.63	0.358	58.61	0.572	87.92	0.858	1184	148
S8M-1192	22.13	0.216	36.88	0.360	59.01	0.576	88.52	0.864	1192	149
S8M-1200	22.28	0.217	37.13	0.362	59.41	0.580	89.12	0.870	1200	150
S8M-1216	22.56	0.220	37.59	0.367	60.15	0.588	90.22	0.881	1216	152

Synchro-Link® STS Timing Belts - Neoprene (Metric)

* Weights shown are approximate.

Other widths available. Contact BANDO for price and delivery.



STS8M for 15mm, 25mm, 40mm and 60mm Wide Belts (Continued)

Part Number	15mm Wide (150)		25mm Wide (250)		40mm Wide (400)		60mm Wide (600)		Pitch Length (mm)	Number of Teeth
	List Price	Weight*	List Price	Weight*	List Price	Weight*	List Price	Weight*		
S8M-1224	22.71	0.222	37.84	0.370	60.55	0.591	90.82	0.887	1224	153
S8M-1240	23.01	0.225	38.34	0.374	61.35	0.599	92.03	0.899	1240	155
S8M-1248	23.15	0.226	38.59	0.377	61.74	0.603	92.61	0.905	1248	156
S8M-1272	23.55	0.229	39.25	0.385	62.80	0.616	94.20	0.923	1272	159
S8M-1280	23.75	0.232	39.59	0.387	63.35	0.618	95.02	0.928	1280	160
S8M-1296	24.05	0.235	40.09	0.391	64.14	0.626	96.21	0.939	1296	162
S8M-1312	24.35	0.239	40.59	0.399	64.94	0.638	97.41	0.957	1312	164
S8M-1344	24.95	0.244	41.58	0.406	66.53	0.649	99.80	0.974	1344	168
S8M-1352	25.10	0.245	41.83	0.408	66.93	0.653	100.40	0.980	1352	169
S8M-1384	25.68	0.251	42.79	0.418	68.47	0.669	102.71	1.003	1384	173
S8M-1392	25.83	0.252	43.05	0.420	68.87	0.673	103.31	1.009	1392	174
S8M-1400	25.98	0.254	43.30	0.423	69.27	0.676	103.91	1.015	1400	175
S8M-1424	26.42	0.258	44.04	0.430	70.47	0.688	105.70	1.032	1424	178
S8M-1440	26.73	0.261	44.54	0.435	71.27	0.696	106.90	1.044	1440	180
S8M-1480	27.32	0.266	45.53	0.448	72.85	0.716	109.28	1.074	1480	185
S8M-1520	28.02	0.274	46.70	0.460	74.72	0.736	112.08	1.104	1520	190
S8M-1552	28.89	0.279	48.15	0.469	77.04	0.751	115.56	1.127	1552	194
S8M-1600	29.70	0.301	49.49	0.501	79.19	0.802	118.78	1.203	1600	200
S8M-1728	32.07	0.313	53.45	0.522	85.52	0.835	128.28	1.252	1728	216
S8M-1760	32.67	0.319	54.45	0.532	87.12	0.850	130.68	1.276	1760	220
S8M-1776	32.97	0.322	54.95	0.536	87.91	0.858	131.87	1.287	1776	222
S8M-1800	33.40	0.326	55.66	0.544	89.06	0.870	133.59	1.305	1800	225
S8M-1808	34.09	0.331	56.82	0.547	90.91	0.875	136.36	1.313	1808	226
S8M-1880	35.86	0.338	59.77	0.569	95.63	0.910	143.44	1.365	1880	235
S8M-1952	36.36	0.351	60.60	0.590	96.96	0.945	145.44	1.417	1952	244
S8M-2000	37.12	0.362	61.86	0.604	98.97	0.966	148.46	1.450	2000	250
S8M-2120	39.34	0.384	65.56	0.640	104.90	1.024	157.35	1.537	2120	265
S8M-2160	40.09	0.391	66.82	0.652	106.91	1.044	160.36	1.566	2160	270
S8M-2240	41.56	0.406	69.27	0.676	110.84	1.082	166.26	1.624	2240	280
S8M-2304	42.76	0.417	71.27	0.696	114.03	1.113	171.04	1.670	2304	288
S8M-2400	44.54	0.435	74.23	0.725	118.76	1.160	178.14	1.740	2400	300
S8M-2496	46.33	0.452	77.22	0.754	123.55	1.206	185.33	1.809	2496	312
S8M-2560	47.51	0.464	79.18	0.773	126.68	1.237	190.02	1.855	2560	320
S8M-2600	48.48	0.468	80.80	0.787	129.28	1.258	193.92	1.888	2600	325
S8M-2800	51.95	0.507	86.59	0.846	138.55	1.353	207.82	2.029	2800	350
S8M-2880	53.45	0.522	89.08	0.870	142.53	1.392	213.80	2.087	2880	360
S8M-2944	55.28	0.530	92.13	0.891	147.41	1.465	221.12	2.137	2944	368
S8M-3200	59.40	0.580	98.99	0.966	158.39	1.546	237.58	2.319	3200	400
S8M-3600	64.78	0.648	107.97	1.089	172.75	1.742	259.12	2.614	3600	450
S8M-3720	69.69	0.670	116.15	1.125	185.84	1.800	278.76	2.701	3720	465
S8M-3904	76.69	0.703	127.82	1.181	204.51	1.890	306.76	2.834	3904	488
S8M-4400	81.65	0.797	136.08	1.329	217.74	2.126	326.60	3.189	4400	550

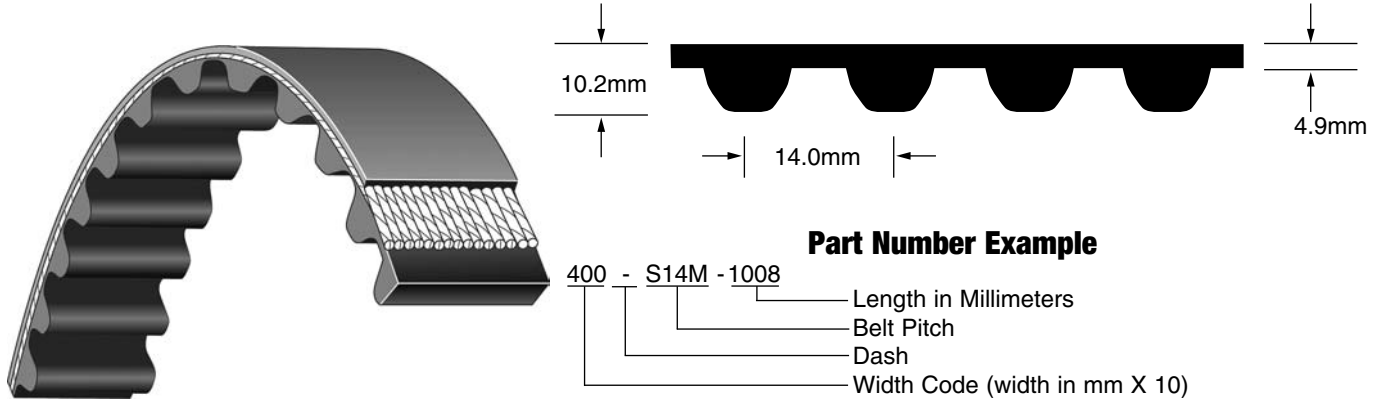
* Weights shown are approximate.

Other widths available. Contact BANDO for price and delivery.

Synchro-Link® STS Timing Belts - Neoprene (Metric)



Nominal Dimensions



Part number includes the width code prefix in parenthesis below. For example, a 40mm wide S14M-1008 has a part number 400-S14M-1008.

STS14M for 40mm, 60mm, 80mm, 100mm and 120mm Wide Belts

Part Number	40mm Wide (400)		60mm Wide (600)		80mm Wide (800)		100mm Wide (1000)		120mm Wide (1200)		Pitch Length (mm)	Number of Teeth
	List Price	Weight*	List Price	Weight*	List Price	Weight*	List Price	Weight*	List Price	Weight*		
S14M-1008	77.83	0.889	116.74	1.334	155.66	1.778	194.57	2.223	233.49	2.667	1008	72
S14M-1120	86.45	0.988	129.67	1.482	172.90	1.976	216.12	2.470	259.35	2.964	1120	80
S14M-1190	91.87	1.050	137.81	1.574	183.75	2.099	229.68	2.624	275.62	3.149	1190	85
S14M-1246	96.23	1.099	144.35	1.648	192.47	2.198	240.59	2.747	288.70	3.297	1246	89
S14M-1400	108.06	1.235	162.09	1.852	216.12	2.470	270.15	3.087	324.18	3.704	1400	100
S14M-1540	118.92	1.358	178.38	2.037	237.84	2.717	297.30	3.396	356.76	4.075	1540	110
S14M-1610	124.25	1.420	186.37	2.130	248.50	2.840	310.62	3.550	372.75	4.260	1610	115
S14M-1652	127.54	1.457	191.31	2.186	255.08	2.914	318.85	3.643	382.62	4.371	1652	118
S14M-1778	136.69	1.565	205.04	2.347	273.38	3.129	341.73	3.912	410.07	4.694	1778	127
S14M-1806	139.46	1.593	209.19	2.389	278.92	3.186	348.65	3.982	418.38	4.779	1806	129
S14M-1890	145.96	1.667	218.93	2.500	291.91	3.334	364.89	4.167	437.87	5.001	1890	135
S14M-1904	147.02	1.679	220.53	2.519	294.04	3.359	367.54	4.198	441.05	5.038	1904	136
S14M-1960	151.82	1.725	227.73	2.587	303.64	3.450	379.55	4.312	455.46	5.174	1960	140
S14M-2002	154.59	1.766	231.88	2.649	309.17	3.532	386.46	4.414	463.76	5.297	2002	143
S14M-2100	162.14	1.852	243.22	2.778	324.29	3.704	405.36	4.631	486.43	5.557	2100	150
S14M-2240	172.91	1.976	259.36	2.964	345.82	3.951	432.27	4.939	518.72	5.927	2240	160
S14M-2310	178.33	2.037	267.50	3.056	356.66	4.075	445.83	5.094	535.00	6.112	2310	165
S14M-2380	183.76	2.099	275.63	3.149	367.51	4.198	459.39	5.248	551.27	6.297	2380	170
S14M-2450	189.18	2.161	283.77	3.241	378.36	4.322	472.95	5.402	567.54	6.483	2450	175
S14M-2506	193.45	2.210	290.17	3.315	386.90	4.421	483.62	5.526	580.34	6.631	2506	179
S14M-2590	199.94	2.284	299.92	3.427	399.89	4.569	499.86	5.711	599.83	6.853	2590	185
S14M-2660	205.37	2.346	308.05	3.519	410.74	4.692	513.42	5.865	616.10	7.038	2660	190
S14M-2800	216.13	2.470	324.20	3.704	432.26	4.939	540.33	6.174	648.40	7.409	2800	200
S14M-3150	243.17	2.778	364.75	4.167	486.34	5.557	607.92	6.946	729.51	8.335	3150	225
S14M-3248	258.69	2.858	388.04	4.287	517.38	5.716	646.73	7.146	776.07	8.575	3248	232
S14M-3500	270.21	3.087	405.31	4.631	540.41	6.174	675.51	7.718	810.62	9.261	3500	250
S14M-3556	274.57	3.136	411.85	4.705	549.13	6.273	686.42	7.841	823.70	9.409	3556	254
S14M-3850	297.24	3.396	445.86	5.094	594.48	6.791	743.10	8.489	891.72	10.187	3850	275
S14M-4004	309.08	3.532	463.62	5.297	618.15	7.063	772.69	8.829	927.23	10.595	4004	286
S14M-4060	313.43	3.581	470.14	5.371	626.86	7.162	783.57	8.952	940.29	10.743	4060	290
S14M-4326	333.98	3.816	500.97	5.723	667.96	7.631	834.95	9.539	1001.94	11.447	4326	309
S14M-4508	348.03	3.976	522.05	5.964	696.07	7.952	870.08	9.940	1044.10	11.928	4508	322
S14M-5012	386.90	4.421	580.34	6.631	773.79	8.841	967.24	11.051	1160.69	13.262	5012	358

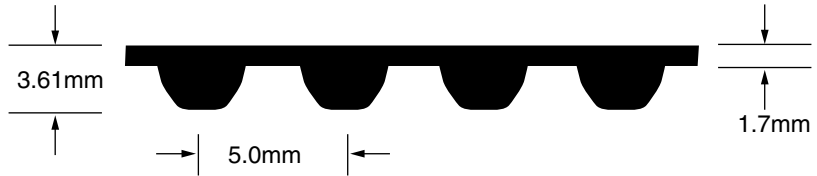
Synchro-Link® STS Timing Belts - Neoprene (Metric)

* Weights shown are approximate.

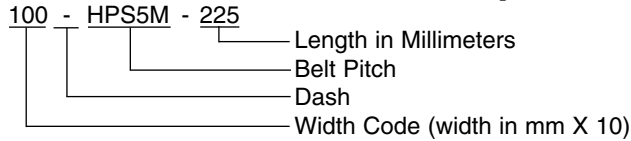
Other widths available. Contact BANDO for price and delivery.



Nominal Dimensions



Part Number Example



Part number includes the width code prefix in parenthesis below. For example, a 10mm wide HPS5M-225 is part number 100-HPS5M-225.

Synchro-Link® HPS Timing Belts - Neoprene (Metric)

HPS5M for 10mm, 15mm, 20mm and 25mm Wide Belts

Part Number	10mm Wide (100)		15mm Wide (150)		20mm Wide (200)		25mm Wide (250)		Pitch Length (mm)	Number of Teeth
	List Price	Weight*	List Price	Weight*	List Price	Weight*	List Price	Weight*		
HPS5M-225	8.74	0.019	13.12	0.028	17.49	0.038	21.86	0.047	225	45
HPS5M-230	8.94	0.020	13.41	0.030	17.88	0.040	22.34	0.051	230	46
HPS5M-255	9.91	0.021	14.86	0.032	19.82	0.043	24.77	0.054	255	51
HPS5M-275	10.69	0.023	16.03	0.035	21.37	0.046	26.72	0.058	275	55
HPS5M-285	11.08	0.024	16.61	0.036	22.15	0.048	27.69	0.060	285	57
HPS5M-295	11.46	0.025	17.20	0.037	22.93	0.050	28.66	0.062	295	59
HPS5M-300	11.66	0.025	17.49	0.038	23.32	0.051	29.15	0.063	300	60
HPS5M-305	11.85	0.026	17.78	0.039	23.70	0.052	29.63	0.065	305	61
HPS5M-320	12.44	0.027	18.65	0.040	24.87	0.054	31.09	0.067	320	64
HPS5M-325	12.63	0.027	18.94	0.041	25.26	0.055	31.57	0.068	325	65
HPS5M-350	13.60	0.029	20.40	0.044	27.20	0.059	34.00	0.074	350	70
HPS5M-375	14.57	0.032	21.86	0.047	29.15	0.063	36.43	0.079	375	75
HPS5M-380	14.77	0.032	22.15	0.048	29.53	0.064	36.92	0.080	380	76
HPS5M-390	15.16	0.033	22.73	0.049	30.31	0.066	37.89	0.082	390	78
HPS5M-400	15.54	0.034	23.32	0.051	31.09	0.067	38.86	0.084	400	80
HPS5M-410	15.93	0.035	23.90	0.052	31.87	0.069	39.83	0.086	410	82
HPS5M-420	16.32	0.036	24.48	0.053	32.64	0.070	40.80	0.088	420	84
HPS5M-425	16.52	0.036	24.77	0.054	33.03	0.072	41.29	0.090	425	85
HPS5M-435	16.90	0.037	25.36	0.055	33.81	0.073	42.26	0.092	435	87
HPS5M-440	17.10	0.037	25.65	0.056	34.20	0.074	42.75	0.093	440	88
HPS5M-445	17.29	0.037	25.94	0.056	34.59	0.075	43.23	0.094	445	89
HPS5M-450	17.49	0.038	26.23	0.057	34.97	0.076	43.72	0.095	450	90
HPS5M-475	18.46	0.040	27.69	0.060	36.92	0.080	46.15	0.100	475	95
HPS5M-490	19.04	0.041	28.56	0.062	38.08	0.083	47.60	0.103	490	98
HPS5M-500	19.43	0.043	29.15	0.064	38.86	0.085	48.58	0.106	500	100
HPS5M-520	20.21	0.044	30.31	0.066	40.41	0.088	50.52	0.110	520	104
HPS5M-525	20.40	0.045	30.60	0.068	40.80	0.090	51.00	0.113	525	105
HPS5M-550	21.37	0.046	32.06	0.070	42.75	0.093	53.43	0.116	550	110
HPS5M-560	21.76	0.047	32.64	0.071	43.52	0.094	54.40	0.118	560	112
HPS5M-565	21.96	0.048	32.93	0.071	43.91	0.095	54.89	0.119	565	113
HPS5M-570	22.15	0.048	33.23	0.072	44.30	0.096	55.38	0.120	570	114
HPS5M-575	22.34	0.048	33.52	0.073	44.69	0.097	55.86	0.121	575	115
HPS5M-600	23.32	0.051	34.97	0.076	46.63	0.101	58.29	0.126	600	120
HPS5M-625	24.29	0.053	36.43	0.079	48.58	0.105	60.72	0.132	625	125
HPS5M-635	24.68	0.054	37.01	0.080	49.35	0.107	61.69	0.134	635	127

* Weights shown are approximate.

Other widths available. Contact BANDO for price and delivery.



HPS5M for 10mm, 15mm, 20mm and 25mm Wide Belts (Continued)

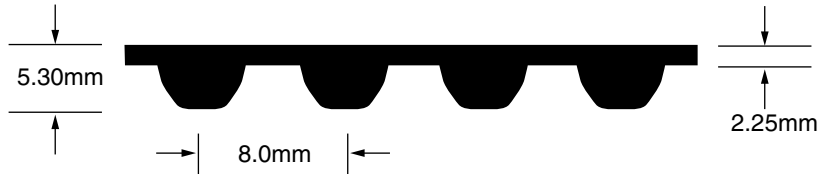
Part Number	10mm Wide (100)		15mm Wide (150)		20mm Wide (200)		25mm Wide (250)		Pitch Length (mm)	Number of Teeth
	List Price	Weight*	List Price	Weight*	List Price	Weight*	List Price	Weight*		
HPS5M-645	25.06	0.054	37.60	0.082	50.13	0.109	62.66	0.136	645	129
HPS5M-650	25.26	0.055	37.89	0.082	50.52	0.110	63.15	0.137	650	130
HPS5M-665	25.84	0.056	38.76	0.084	51.68	0.112	64.60	0.140	665	133
HPS5M-670	26.04	0.056	39.05	0.085	52.07	0.113	65.09	0.141	670	134
HPS5M-675	26.23	0.057	39.35	0.085	52.46	0.114	65.58	0.142	675	135
HPS5M-695	27.01	0.059	40.51	0.088	54.02	0.117	67.52	0.146	695	139
HPS5M-700	27.20	0.059	40.80	0.088	54.40	0.118	68.01	0.147	700	140
HPS5M-710	27.59	0.060	41.39	0.090	55.18	0.120	68.98	0.150	710	142
HPS5M-725	28.17	0.061	42.26	0.092	56.35	0.122	70.43	0.153	725	145
HPS5M-740	28.76	0.062	43.13	0.094	57.51	0.124	71.89	0.155	740	148
HPS5M-750	29.15	0.063	43.72	0.095	58.29	0.126	72.86	0.158	750	150
HPS5M-765	29.73	0.064	44.59	0.097	59.46	0.129	74.32	0.161	765	153
HPS5M-770	29.92	0.065	44.88	0.097	59.84	0.130	74.81	0.162	770	154
HPS5M-775	30.12	0.065	45.17	0.098	60.23	0.131	75.29	0.163	775	155
HPS5M-780	30.31	0.066	45.47	0.100	60.62	0.133	75.78	0.166	780	156
HPS5M-800	31.09	0.067	46.63	0.101	62.18	0.135	77.72	0.169	800	160
HPS5M-810	31.48	0.068	47.21	0.102	62.95	0.137	78.69	0.171	810	162
HPS5M-830	32.25	0.070	48.38	0.105	64.51	0.140	80.63	0.175	830	166
HPS5M-850	33.03	0.072	49.55	0.107	66.06	0.143	82.58	0.179	850	170
HPS5M-860	33.42	0.072	50.13	0.109	66.84	0.145	83.55	0.181	860	172
HPS5M-870	33.81	0.073	50.71	0.110	67.62	0.147	84.52	0.183	870	174
HPS5M-900	34.97	0.076	52.46	0.114	69.95	0.152	87.44	0.190	900	180
HPS5M-920	35.75	0.078	53.63	0.116	71.50	0.155	89.38	0.194	920	184
HPS5M-940	36.53	0.079	54.79	0.119	73.06	0.158	91.32	0.198	940	188
HPS5M-950	36.92	0.080	55.38	0.120	73.83	0.160	92.29	0.200	950	190
HPS5M-965	37.50	0.080	56.25	0.121	75.00	0.161	93.75	0.201	965	193
HPS5M-975	37.89	0.082	56.83	0.123	75.78	0.164	94.72	0.205	975	195
HPS5M-1000	38.86	0.084	58.29	0.126	77.72	0.169	97.15	0.211	1000	200
HPS5M-1025	39.83	0.086	59.75	0.130	79.66	0.173	99.58	0.216	1025	205
HPS5M-1050	40.80	0.088	61.20	0.133	81.61	0.177	102.01	0.221	1050	210
HPS5M-1085	42.16	0.092	63.24	0.138	84.33	0.183	105.41	0.229	1085	217
HPS5M-1125	43.72	0.095	65.58	0.142	87.44	0.190	109.29	0.237	1125	225
HPS5M-1135	44.11	0.096	66.16	0.143	88.21	0.191	110.27	0.239	1135	227
HPS5M-1145	44.49	0.096	66.74	0.145	88.99	0.193	111.24	0.241	1145	229
HPS5M-1195	46.44	0.101	69.66	0.151	92.88	0.201	116.09	0.252	1195	239
HPS5M-1225	47.60	0.103	71.41	0.155	95.21	0.206	119.01	0.258	1225	245
HPS5M-1250	48.58	0.105	72.86	0.158	97.15	0.211	121.44	0.263	1250	250
HPS5M-1260	48.96	0.106	73.45	0.159	97.93	0.212	122.41	0.265	1260	252
HPS5M-1270	49.35	0.107	74.03	0.161	98.70	0.214	123.38	0.268	1270	254
HPS5M-1295	50.32	0.109	75.49	0.164	100.65	0.218	125.81	0.273	1295	259
HPS5M-1350	52.46	0.114	78.69	0.171	104.92	0.228	131.15	0.284	1350	270
HPS5M-1420	55.18	0.120	82.77	0.179	110.36	0.239	137.95	0.299	1420	284
HPS5M-1595	61.98	0.134	92.97	0.202	123.96	0.269	154.95	0.336	1595	319
HPS5M-1715	66.64	0.145	99.97	0.217	133.29	0.289	166.61	0.361	1715	343
HPS5M-1800	69.95	0.152	104.92	0.228	139.90	0.303	174.87	0.379	1800	360
HPS5M-2000	77.72	0.169	116.58	0.253	155.44	0.337	194.30	0.421	2000	400

Synchro-Link® HPS Timing Belts - Neoprene (Metric)

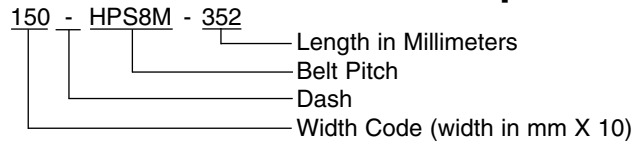
* Weights shown are approximate.

Other widths available. Contact BANDO for price and delivery.

Nominal Dimensions



Part Number Example



Part number includes the width code prefix in parenthesis below. For example, a 15mm wide HPS8M-352 is part number 150-HPS8M-352.

HPS8M for 15mm, 25mm, 40mm and 60mm Wide Belts

Part Number	15mm Wide (150)		25mm Wide (250)		40mm Wide (400)		60mm Wide (600)		Pitch Length (mm)	Number of Teeth
	List Price	Weight*	List Price	Weight*	List Price	Weight*	List Price	Weight*		
HPS8M-352	6.81	0.063	11.35	0.106	18.16	0.170	27.24	0.256	352	44
HPS8M-384	7.02	0.069	11.70	0.115	18.72	0.186	28.08	0.279	384	48
HPS8M-408	7.16	0.073	11.93	0.122	19.09	0.197	28.64	0.296	408	51
HPS8M-424	7.26	0.076	12.10	0.127	19.36	0.205	29.03	0.308	424	53
HPS8M-456	7.45	0.082	12.42	0.137	19.88	0.221	29.82	0.331	456	57
HPS8M-480	7.61	0.087	12.68	0.145	20.28	0.232	30.42	0.348	480	60
HPS8M-520	8.22	0.094	13.71	0.157	21.93	0.251	32.90	0.377	520	65
HPS8M-528	8.65	0.095	14.42	0.160	23.07	0.256	34.61	0.383	528	66
HPS8M-560	8.87	0.101	14.78	0.169	23.64	0.271	35.46	0.406	560	70
HPS8M-584	9.25	0.106	15.41	0.176	24.66	0.282	36.99	0.423	584	73
HPS8M-600	9.51	0.109	15.84	0.181	25.35	0.290	38.03	0.435	600	75
HPS8M-632	10.01	0.115	16.69	0.191	26.70	0.305	40.05	0.458	632	79
HPS8M-640	10.15	0.116	16.91	0.193	27.06	0.309	40.59	0.464	640	80
HPS8M-656	10.37	0.118	17.29	0.197	27.66	0.318	41.49	0.476	656	82
HPS8M-672	10.56	0.121	17.61	0.202	28.17	0.325	42.26	0.488	672	84
HPS8M-680	10.77	0.123	17.94	0.205	28.71	0.329	43.07	0.493	680	85
HPS8M-712	11.27	0.129	18.79	0.215	30.06	0.344	45.09	0.516	712	89
HPS8M-720	11.41	0.130	19.01	0.217	30.42	0.348	45.63	0.522	720	90
HPS8M-728	11.53	0.132	19.22	0.220	30.75	0.352	46.13	0.528	728	91
HPS8M-760	12.04	0.138	20.06	0.230	32.10	0.367	48.15	0.551	760	95
HPS8M-800	16.70	0.145	27.83	0.242	44.52	0.387	66.78	0.580	800	100
HPS8M-824	16.98	0.148	28.29	0.247	45.27	0.399	67.91	0.598	824	103
HPS8M-840	17.54	0.152	29.23	0.254	46.77	0.406	70.16	0.609	840	105
HPS8M-848	17.71	0.154	29.51	0.256	47.22	0.410	70.83	0.615	848	106
HPS8M-880	18.38	0.159	30.64	0.266	49.02	0.425	73.53	0.638	880	110
HPS8M-888	18.55	0.161	30.92	0.268	49.47	0.429	74.21	0.644	888	111
HPS8M-896	18.72	0.162	31.20	0.271	49.92	0.433	74.88	0.649	896	112
HPS8M-920	19.22	0.167	32.03	0.278	51.24	0.445	76.86	0.667	920	115
HPS8M-944	19.70	0.171	32.83	0.285	52.53	0.456	78.80	0.684	944	118
HPS8M-960	20.04	0.174	33.39	0.290	53.43	0.464	80.15	0.696	960	120
HPS8M-976	20.28	0.176	33.81	0.293	54.09	0.472	81.14	0.709	976	122
HPS8M-984	20.54	0.178	34.24	0.297	54.78	0.475	82.17	0.713	984	123
HPS8M-1000	20.88	0.181	34.80	0.302	55.68	0.483	83.52	0.725	1000	125
HPS8M-1032	21.56	0.187	35.93	0.312	57.48	0.499	86.22	0.748	1032	129
HPS8M-1040	21.72	0.188	36.21	0.314	57.93	0.503	86.90	0.754	1040	130

* Weights shown are approximate.

Other widths available. Contact BANDO for price and delivery.



HPS8M for 15mm, 25mm, 40mm and 60mm Wide Belts (Continued)

Part Number	15mm Wide (150)		25mm Wide (250)		40mm Wide (400)		60mm Wide (600)		Pitch Length (mm)	Number of Teeth
	List Price	Weight*	List Price	Weight*	List Price	Weight*	List Price	Weight*		
HPS8M-1056	22.06	0.191	36.77	0.319	58.83	0.510	88.25	0.765	1056	132
HPS8M-1096	22.87	0.199	38.12	0.331	60.99	0.530	91.49	0.794	1096	137
HPS8M-1120	23.38	0.203	38.96	0.338	62.34	0.541	93.51	0.812	1120	140
HPS8M-1136	23.72	0.206	39.53	0.343	63.24	0.549	94.86	0.823	1136	142
HPS8M-1152	24.05	0.209	40.09	0.348	64.14	0.557	96.21	0.835	1152	144
HPS8M-1160	24.37	0.209	40.61	0.351	64.98	0.561	97.47	0.842	1160	145
HPS8M-1184	24.73	0.215	41.21	0.358	65.94	0.572	98.91	0.858	1184	148
HPS8M-1192	24.90	0.216	41.49	0.360	66.39	0.576	99.59	0.864	1192	149
HPS8M-1200	25.07	0.217	41.78	0.362	66.84	0.580	100.26	0.870	1200	150
HPS8M-1216	25.38	0.220	42.30	0.367	67.68	0.588	101.52	0.881	1216	152
HPS8M-1224	25.55	0.222	42.58	0.370	68.13	0.591	102.20	0.887	1224	153
HPS8M-1240	25.89	0.225	43.14	0.374	69.03	0.599	103.55	0.899	1240	155
HPS8M-1248	26.04	0.226	43.41	0.377	69.45	0.603	104.18	0.905	1248	156
HPS8M-1272	26.49	0.229	44.16	0.385	70.65	0.616	105.98	0.923	1272	159
HPS8M-1280	26.72	0.232	44.53	0.387	71.25	0.618	106.88	0.928	1280	160
HPS8M-1296	27.06	0.235	45.09	0.391	72.15	0.626	108.23	0.939	1296	162
HPS8M-1312	27.39	0.239	45.66	0.399	73.05	0.638	109.58	0.957	1312	164
HPS8M-1344	28.07	0.244	46.78	0.406	74.85	0.649	112.28	0.974	1344	168
HPS8M-1352	28.24	0.245	47.06	0.408	75.30	0.653	112.95	0.980	1352	169
HPS8M-1384	28.89	0.251	48.15	0.418	77.04	0.669	115.56	1.003	1384	173
HPS8M-1392	29.06	0.252	48.43	0.420	77.49	0.673	116.24	1.009	1392	174
HPS8M-1400	29.23	0.254	48.71	0.423	77.94	0.676	116.91	1.015	1400	175
HPS8M-1424	29.72	0.258	49.54	0.430	79.26	0.688	118.89	1.032	1424	178
HPS8M-1440	30.07	0.261	50.12	0.435	80.19	0.696	120.29	1.044	1440	180
HPS8M-1480	30.74	0.266	51.23	0.448	81.96	0.716	122.94	1.074	1480	185
HPS8M-1520	31.52	0.274	52.54	0.460	84.06	0.736	126.09	1.104	1520	190
HPS8M-1552	32.50	0.279	54.17	0.469	86.67	0.751	130.01	1.127	1552	194
HPS8M-1600	33.41	0.301	55.69	0.501	89.10	0.802	133.65	1.203	1600	200
HPS8M-1728	36.08	0.313	60.13	0.522	96.21	0.835	144.32	1.252	1728	216
HPS8M-1760	36.75	0.319	61.26	0.532	98.01	0.850	147.02	1.276	1760	220
HPS8M-1776	37.09	0.322	61.82	0.536	98.91	0.858	148.37	1.287	1776	222
HPS8M-1800	37.58	0.326	62.63	0.544	100.20	0.870	150.30	1.305	1800	225
HPS8M-1808	38.35	0.331	63.92	0.547	102.27	0.875	153.41	1.313	1808	226
HPS8M-1880	40.34	0.338	67.24	0.569	107.58	0.910	161.37	1.365	1880	235
HPS8M-1952	40.91	0.351	68.18	0.590	109.08	0.945	163.62	1.417	1952	244
HPS8M-2000	41.76	0.362	69.60	0.604	111.36	0.966	167.04	1.450	2000	250
HPS8M-2040	43.01	0.373	71.68	0.622	114.69	0.995	172.04	1.494	2040	255
HPS8M-2120	44.26	0.384	73.76	0.640	118.02	1.024	177.03	1.537	2120	265
HPS8M-2160	45.10	0.391	75.17	0.652	120.27	1.044	180.41	1.566	2160	270
HPS8M-2240	46.76	0.406	77.93	0.676	124.68	1.082	187.02	1.624	2240	280
HPS8M-2304	48.11	0.417	80.18	0.696	128.28	1.113	192.42	1.670	2304	288
HPS8M-2400	50.11	0.435	83.51	0.725	133.62	1.160	200.43	1.740	2400	300
HPS8M-2496	52.12	0.452	86.87	0.754	138.99	1.206	208.49	1.809	2496	312
HPS8M-2560	53.45	0.464	89.08	0.773	142.53	1.237	213.80	1.855	2560	320
HPS8M-2600	54.54	0.468	90.90	0.787	145.44	1.258	218.16	1.888	2600	325
HPS8M-2800	58.44	0.507	97.41	0.846	155.85	1.353	233.78	2.029	2800	350
HPS8M-2880	60.13	0.522	100.22	0.870	160.35	1.392	240.53	2.087	2880	360
HPS8M-2944	62.19	0.530	103.65	0.891	165.84	1.465	248.76	2.137	2944	368
HPS8M-3200	66.83	0.580	111.38	0.966	178.20	1.546	267.30	2.319	3200	400
HPS8M-3600	72.88	0.648	121.46	1.089	194.34	1.742	291.51	2.614	3600	450
HPS8M-3720	78.40	0.670	130.67	1.125	209.07	1.800	313.61	2.701	3720	465
HPS8M-3904	86.28	0.703	143.79	1.181	230.07	1.890	345.11	2.834	3904	488
HPS8M-4400	91.86	0.797	153.09	1.329	244.95	2.126	367.43	3.189	4400	550

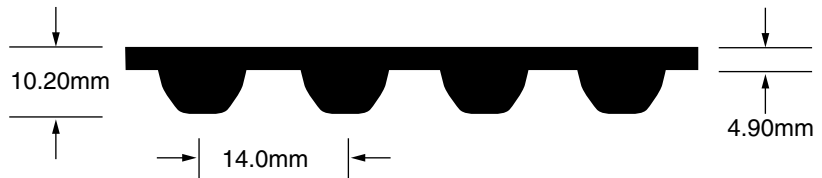
Synchro-Link® HPS Timing Belts - Neoprene (Metric)

* Weights shown are approximate.

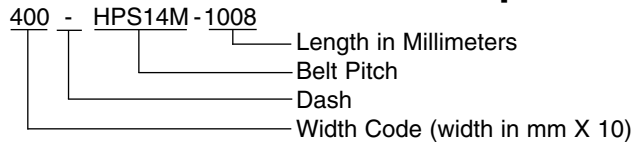
Other widths available. Contact BANDO for price and delivery.



Nominal Dimensions



Part Number Example



Part number includes the width code prefix in parenthesis below. For example, a 40mm wide HPS14M-1008 has a part number 400-HPS14M-1008.

Synchro-Link® HPS Timing Belts - Neoprene (Metric)

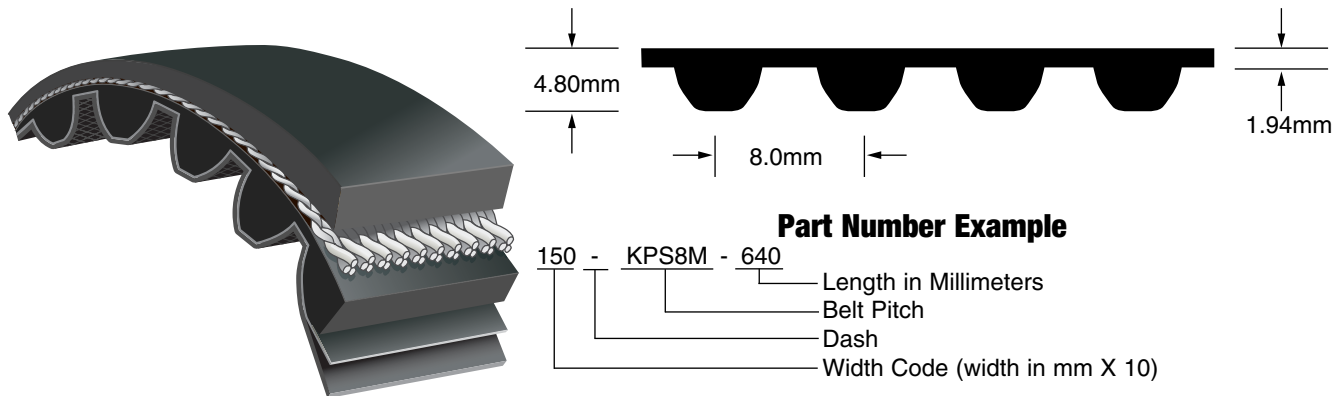
HPS14M for 40mm, 60mm, 80mm 100mm and 120mm Wide Belts

Part Number	40mm Wide (400)		60mm Wide (600)		80mm Wide (800)		100mm Wide (1000)		120mm Wide (1200)		Pitch Length (mm)	Number of Teeth
	List Price	Weight*	List Price	Weight*	List Price	Weight*	List Price	Weight*	List Price	Weight*		
HPS14M-1008	87.56	0.889	131.33	1.334	175.12	1.778	218.89	2.223	262.68	2.667	1008	72
HPS14M-1120	97.26	0.988	145.88	1.482	194.51	1.976	243.14	2.470	291.77	2.964	1120	80
HPS14M-1190	103.35	1.050	155.04	1.574	206.72	2.099	258.39	2.624	310.07	3.149	1190	85
HPS14M-1246	108.26	1.099	162.39	1.648	216.53	2.198	270.66	2.747	324.79	3.297	1246	89
HPS14M-1400	121.57	1.235	182.35	1.852	243.14	2.470	303.92	3.087	364.70	3.704	1400	100
HPS14M-1540	133.79	1.358	200.68	2.037	267.57	2.717	334.46	3.396	401.36	4.075	1540	110
HPS14M-1610	139.78	1.420	209.67	2.130	279.56	2.840	349.45	3.550	419.34	4.260	1610	115
HPS14M-1652	143.48	1.457	215.22	2.186	286.97	2.914	358.71	3.643	430.45	4.371	1652	118
HPS14M-1778	153.78	1.565	227.28	2.347	303.88	3.129	378.98	3.912	452.27	4.694	1778	127
HPS14M-1806	156.89	1.593	235.34	2.389	313.79	3.186	392.23	3.982	470.68	4.779	1806	129
HPS14M-1890	164.21	1.667	246.30	2.500	328.40	3.334	410.50	4.167	492.60	5.001	1890	135
HPS14M-1904	165.40	1.679	248.10	2.519	330.80	3.359	413.48	4.198	496.18	5.038	1904	136
HPS14M-1960	170.80	1.725	255.27	2.587	342.22	3.450	427.76	4.312	506.89	5.174	1960	140
HPS14M-2002	173.91	1.766	260.87	2.649	347.82	3.532	434.77	4.414	521.73	5.297	2002	143
HPS14M-2100	182.41	1.852	273.62	2.778	364.83	3.704	456.03	4.631	547.23	5.557	2100	150
HPS14M-2240	194.52	1.976	291.78	2.964	389.05	3.951	486.30	4.939	583.56	5.927	2240	160
HPS14M-2310	200.62	2.037	300.94	3.056	401.24	4.075	501.56	5.094	601.88	6.112	2310	165
HPS14M-2380	206.73	2.099	310.08	3.149	413.45	4.198	516.81	5.248	620.18	6.297	2380	170
HPS14M-2450	212.83	2.161	319.24	3.241	425.66	4.322	532.07	5.402	638.48	6.483	2450	175
HPS14M-2506	217.63	2.210	326.44	3.315	435.26	4.421	544.07	5.526	652.88	6.631	2506	179
HPS14M-2590	224.93	2.284	337.41	3.427	449.88	4.569	562.34	5.711	674.81	6.853	2590	185
HPS14M-2660	231.04	2.346	346.56	3.519	462.08	4.692	577.60	5.865	693.11	7.038	2660	190
HPS14M-2800	243.15	2.470	364.73	3.704	486.29	4.939	607.87	6.174	729.45	7.409	2800	200
HPS14M-3150	273.57	2.778	410.34	4.167	547.13	5.557	683.91	6.946	820.70	8.335	3150	225
HPS14M-3248	291.03	2.858	445.67	4.287	591.23	5.716	728.88	7.146	888.98	8.575	3248	232
HPS14M-3500	303.99	3.087	455.97	4.631	607.96	6.174	759.95	7.718	911.95	9.261	3500	250
HPS14M-3556	308.89	3.136	463.33	4.705	617.77	6.273	772.22	7.841	926.66	9.409	3556	254
HPS14M-3850	334.40	3.396	501.59	5.094	668.79	6.791	835.99	8.489	1003.19	10.187	3850	275
HPS14M-4004	347.72	3.532	521.57	5.297	695.42	7.063	869.28	8.829	1043.13	10.595	4004	286
HPS14M-4060	352.61	3.581	528.91	5.371	705.22	7.162	881.52	8.952	1057.83	10.743	4060	290
HPS14M-4326	375.73	3.816	563.59	5.723	751.46	7.631	939.32	9.539	1127.18	11.447	4326	309
HPS14M-4508	391.53	3.976	587.31	5.964	783.08	7.952	978.84	9.940	1174.61	11.928	4508	322
HPS14M-5012	435.26	4.421	652.88	6.631	870.51	8.841	1088.15	11.051	1305.78	13.262	5012	358

* Weights shown are approximate.

Other widths available. Contact BANDO for price and delivery.

Nominal Dimensions



Part number includes the width code prefix in parenthesis below. For example, a 15mm wide KPS8M-640 is part number 150-KPS8M-640.

KPS8M for 15mm, 25mm, 40mm and 60mm Wide Belts

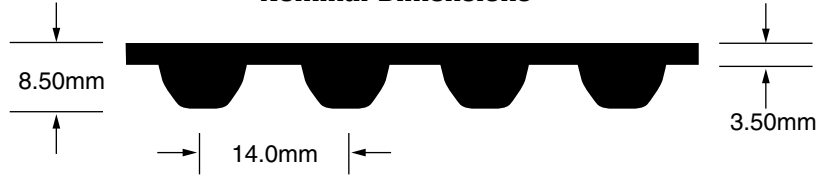
Part Number	15mm Wide (150)		25mm Wide (250)		40mm Wide (400)		60mm Wide (600)		Pitch Length (mm)	Number of Teeth
	List Price	Weight*	List Price	Weight*	List Price	Weight*	List Price	Weight*		
KPS8M-640	25.83	0.083	43.05	0.138	68.88	0.220	103.42	0.330	640	80
KPS8M-680	26.15	0.088	43.58	0.146	69.72	0.234	104.68	0.351	680	85
KPS8M-720	26.30	0.093	43.84	0.155	70.14	0.248	105.32	0.372	720	90
KPS8M-760	26.62	0.098	44.36	0.163	70.98	0.261	106.58	0.392	760	95
KPS8M-800	26.93	0.103	44.89	0.172	71.82	0.275	107.84	0.413	800	100
KPS8M-848	27.25	0.109	45.41	0.182	72.66	0.292	108.99	0.438	848	106
KPS8M-896	27.56	0.116	45.94	0.193	73.50	0.308	110.36	0.462	896	112
KPS8M-944	27.88	0.122	46.46	0.203	74.34	0.325	111.62	0.487	944	118
KPS8M-1000	27.94	0.129	46.57	0.215	74.76	0.344	112.14	0.516	1000	125
KPS8M-1024	28.04	0.133	46.73	0.222	74.95	0.355	112.49	0.533	1024	128
KPS8M-1032	28.16	0.134	46.94	0.224	75.10	0.358	112.76	0.537	1032	129
KPS8M-1056	28.26	0.136	47.09	0.227	75.35	0.363	113.14	0.545	1056	132
KPS8M-1120	28.51	0.144	47.51	0.241	76.02	0.385	114.14	0.578	1120	140
KPS8M-1152	29.03	0.149	48.38	0.248	77.41	0.396	116.24	0.594	1152	144
KPS8M-1200	29.49	0.155	48.50	0.258	77.70	0.413	116.67	0.619	1200	150
KPS8M-1280	29.77	0.165	49.61	0.275	79.38	0.440	119.19	0.660	1280	160
KPS8M-1360	30.36	0.174	50.60	0.291	80.96	0.465	121.56	0.698	1360	170
KPS8M-1440	30.87	0.186	51.45	0.310	82.32	0.495	123.60	0.743	1440	180
KPS8M-1520	32.19	0.196	53.64	0.327	85.83	0.523	128.88	0.784	1520	190
KPS8M-1600	33.51	0.206	55.85	0.344	93.24	0.550	139.86	0.826	1600	200
KPS8M-1696	34.82	0.223	58.03	0.372	93.90	0.594	142.38	0.892	1696	212
KPS8M-1792	36.16	0.227	60.26	0.378	96.42	0.605	144.77	0.908	1792	224
KPS8M-1960	37.49	0.252	62.48	0.420	99.96	0.671	150.09	1.007	1960	245

* Weights shown are approximate.

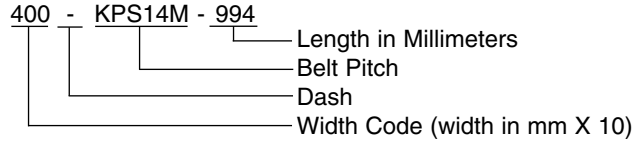
Other widths available. Contact BANDO for price and delivery.



Nominal Dimensions



Part Number Example



Part number includes the width code prefix in parenthesis below. For example, a 40mm wide KPS14M-994 has a part number 400-KPS14M-994.

KPS14M for 40mm, 60mm, 80mm, 100mm and 120mm Wide Belts

Part Number	40mm Wide (400)		60mm Wide (600)		80mm Wide (800)		100mm Wide (1000)		120mm Wide (1200)		Pitch Length (mm)	Number of Teeth
	List Price	Weight*	List Price	Weight*	List Price	Weight*	List Price	Weight*	List Price	Weight*		
KPS14M-994	105.60	0.589	158.40	0.883	211.20	1.177	264.00	1.472	316.80	1.766	994	71
KPS14M-1120	110.80	0.654	166.20	0.981	221.60	1.308	277.00	1.635	332.40	1.962	1120	80
KPS14M-1190	113.60	0.695	170.40	1.042	227.20	1.390	284.00	1.737	340.80	2.085	1190	85
KPS14M-1260	116.80	0.728	175.20	1.091	233.60	1.455	292.00	1.819	350.40	2.183	1260	90
KPS14M-1400	119.20	0.818	178.80	1.226	238.40	1.635	298.00	2.044	357.60	2.453	1400	100
KPS14M-1470	125.20	0.899	187.80	1.349	250.40	1.799	313.00	2.248	375.60	2.698	1470	105
KPS14M-1568	129.20	0.940	193.80	1.410	258.40	1.880	323.00	2.351	387.60	2.821	1568	112
KPS14M-1652	132.80	0.965	199.20	1.447	265.60	1.930	332.00	2.412	398.40	2.894	1652	118
KPS14M-1708	135.20	1.038	202.80	1.558	270.40	2.077	338.00	2.596	405.60	3.115	1708	122
KPS14M-1890	149.60	1.104	224.40	1.656	299.20	2.208	374.00	2.759	448.80	3.311	1890	135
KPS14M-1960	155.20	1.145	232.80	1.717	310.40	2.289	388.00	2.862	465.60	3.434	1960	140
KPS14M-2380	188.40	1.390	282.60	2.085	376.80	2.780	471.00	3.475	565.20	4.170	2380	170

* Weights shown are approximate.

Other widths available. Contact BANDO for price and delivery.


Tensioning for Synchro-Link® STS and HPS Belts

Belt Size		Belt Width (mm)										
		4	6	10	15	20	25	40	60	80	100	120
S2M	Min	0.2	0.3	0.5								
	Max	0.4	0.5	0.7								
S3M	Min		0.4	0.7	1.2							
	Max		0.6	1.1	1.6							
S4.5M	Min		0.5	0.8	1.4							
	Max		0.7	1.2	1.8							
S5M	Min			1.6	2.0	2.6	3.0					
	Max			2.2	3.0	3.5	4.0					
S8M	Min				3.0		5.0	9.0	14.0			
	Max				5.0		7.0	11.5	17.0			
S14M	Min							10.0	17.0	21.0	28.0	34.0
	Max							14.0	21.0	26.0	34.0	41.0

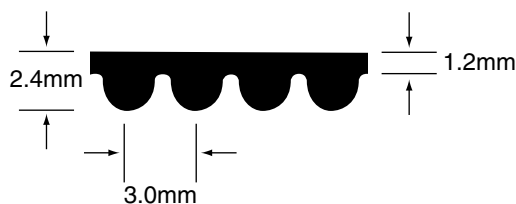
Tensioning for Synchro-Link® KPS II Belts

Belt Size		Belt Width (mm)						
		15	25	40	60	80	100	120
KPS8M	Min	6.1	8.5	15.3	23.8			
	Max	7.4	11.9	19.5	28.9			
KPS14M	Min			17.0	28.9	35.7	47.6	57.8
	Max			23.8	35.7	44.2	57.8	69.7


Note: Tensioning values are in pounds. Refer to page 133 for proper tensioning procedures and use of values in this table.



Nominal Dimensions



Part Number Example



Part number includes the width/construction suffix in parenthesis below.
Example, a 6mm wide 111-3M is part number 111-3M-6.

HT - 3mm Pitch for 6mm, 9mm and 15mm Wide Belts

Part Number	6mm Wide		9mm Wide		15mm Wide		Pitch Length (mm)	Number of Teeth
	List Price	Weight*	List Price	Weight*	List Price	Weight*		
111-3M	2.13	0.004	2.66	0.005	4.47	0.009	111	37
117-3M	2.13	0.004	2.66	0.006	4.47	0.009	117	39
129-3M	2.18	0.004	2.93	0.006	4.69	0.010	129	43
144-3M	2.18	0.005	2.93	0.007	4.69	0.011	144	48
150-3M	2.18	0.005	2.93	0.007	4.69	0.012	150	50
159-3M	2.24	0.005	2.98	0.007	4.79	0.012	159	53
168-3M	2.24	0.005	3.20	0.008	4.85	0.013	168	56
174-3M	2.50	0.005	3.25	0.008	5.06	0.014	174	58
177-3M	2.50	0.006	3.25	0.008	5.06	0.014	177	59
201-3M	2.56	0.006	3.36	0.009	5.22	0.016	201	67
204-3M	2.56	0.006	3.36	0.010	5.22	0.016	204	68
210-3M	2.56	0.007	3.36	0.010	5.22	0.016	210	70
213-3M	2.56	0.007	3.36	0.010	5.22	0.017	213	71
216-3M	2.61	0.007	3.41	0.010	5.49	0.017	216	72
225-3M	2.61	0.007	3.47	0.011	5.59	0.018	225	75
240-3M	2.61	0.008	3.51	0.011	5.64	0.019	240	80
246-3M	2.66	0.008	3.62	0.012	5.80	0.019	246	82
252-3M	2.66	0.008	3.62	0.012	5.80	0.020	252	84
255-3M	2.66	0.008	3.62	0.012	5.80	0.020	255	85
267-3M	2.72	0.008	3.62	0.013	5.80	0.021	267	89
285-3M	2.82	0.009	3.67	0.013	5.86	0.022	285	95
300-3M	2.82	0.009	3.67	0.014	5.91	0.023	300	100
312-3M	2.93	0.010	3.73	0.015	6.18	0.024	312	104
318-3M	2.93	0.010	3.73	0.015	6.18	0.025	318	106
336-3M	2.98	0.011	3.99	0.016	6.28	0.026	336	112
339-3M	2.98	0.011	3.99	0.016	6.28	0.027	339	113
363-3M	3.20	0.011	4.10	0.017	6.34	0.028	363	121
384-3M	3.20	0.012	4.10	0.018	6.55	0.030	384	128
390-3M	3.20	0.012	4.10	0.018	6.60	0.030	390	130
420-3M	3.25	0.013	4.15	0.020	6.66	0.033	420	140
447-3M	3.36	0.014	4.37	0.021	6.87	0.035	447	149
474-3M	3.41	0.015	4.47	0.022	7.14	0.037	474	158
480-3M	3.41	0.015	4.47	0.023	7.14	0.038	480	160
489-3M	3.41	0.015	4.47	0.023	7.24	0.038	489	163
495-3M	3.46	0.016	4.53	0.023	7.35	0.039	495	165
501-3M	3.57	0.016	4.53	0.024	7.40	0.039	501	167
513-3M	3.57	0.016	4.53	0.024	7.40	0.040	513	171
522-3M	3.57	0.016	4.53	0.024	7.40	0.041	522	174
525-3M	3.62	0.016	4.58	0.025	7.51	0.041	525	175
537-3M	3.62	0.017	4.69	0.025	7.67	0.042	537	179

Synchro-Link® HT Timing Belts - Neoprene (Metric)

* Weights shown are approximate.

Some specific sizes of 3mm Synchro-Link® HT may require minimum order quantities.

Other widths available. Contact BANDO for price and delivery.



HT - 3mm Pitch for 6mm, 9mm and 15mm Wide Belts (Continued)

Part Number	6mm Wide		9mm Wide		15mm Wide		Pitch Length (mm)	Number of Teeth
	List Price	Weight*	List Price	Weight*	List Price	Weight*		
564-3M	3.67	0.018	4.79	0.026	7.78	0.044	564	188
570-3M	3.78	0.018	4.95	0.027	7.93	0.045	570	190
606-3M	3.94	0.019	5.06	0.028	8.15	0.047	606	202
612-3M	3.99	0.019	5.22	0.029	8.36	0.048	612	204
633-3M	3.99	0.020	5.22	0.030	8.41	0.049	633	211
669-3M	4.15	0.021	5.59	0.031	8.73	0.052	669	223
708-3M	4.15	0.022	5.59	0.033	8.73	0.055	708	236
711-3M	4.15	0.022	5.59	0.033	8.73	0.056	711	237
753-3M	4.63	0.024	6.02	0.035	9.96	0.059	753	251
843-3M	5.07	0.026	6.28	0.040	10.28	0.066	843	281
882-3M	5.22	0.028	6.71	0.041	11.08	0.069	882	294
945-3M	5.54	0.030	7.14	0.044	11.56	0.074	945	315
960-3M	5.64	0.030	7.35	0.045	11.88	0.075	960	320
1041-3M	5.80	0.033	7.46	0.049	12.09	0.081	1041	347
1068-3M	5.91	0.033	7.78	0.050	12.46	0.083	1068	356
1071-3M	5.91	0.033	7.78	0.050	12.46	0.084	1071	357
1125-3M	6.23	0.035	8.09	0.053	12.99	0.088	1125	375
1176-3M	6.55	0.367	8.47	0.056	13.58	0.092	1176	392
1569-3M	7.83	0.049	10.38	0.074	16.56	0.123	1569	523

* Weights shown are approximate.

Some specific sizes of 3mm Synchro-Link® HT may require minimum order quantities.

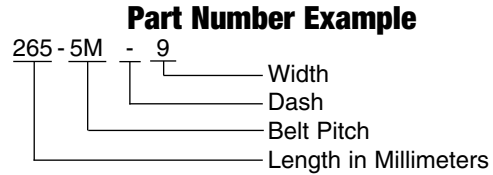
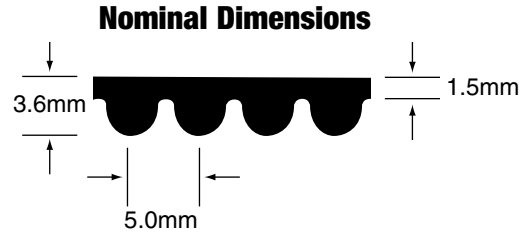
Other widths available. Contact BANDO for price and delivery.



BANDO USA, Inc. Bowling Green, Kentucky Plant

Established in 1987, BANDO USA Inc.'s Bowling Green, Kentucky plant is unlike any belt production facility in the U.S.A. Using a combination of highly automated processing equipment and state-of-the-art manufacturing techniques, the Kentucky facility is synonymous with zero defect product and proven reliability in V-Belt and Timing Belt technology and production. The Bowling Green plant has received over 125 awards for excellence in innovation, quality and service.

Synchro-Link® HT Timing Belts - Neoprene (Metric)



Example 9mm wide 265-5M is part number 265-5M-9.

HT - 5mm Pitch for 9mm, 15mm and 25mm Wide Belts

Part Number	9mm Wide		15mm Wide		25mm Wide		Pitch Length (mm)	Number of Teeth
	List Price	Weight*	List Price	Weight*	List Price	Weight*		
265-5M	4.15	0.017	6.60	0.028	10.44	0.047	265	53
295-5M	4.15	0.018	6.60	0.031	10.44	0.052	295	59
300-5M	4.15	0.019	6.60	0.032	10.44	0.053	300	60
330-5M	4.15	0.021	6.60	0.035	10.44	0.059	330	66
350-5M	4.47	0.022	7.14	0.037	11.08	0.062	350	70
375-5M	4.57	0.024	7.30	0.040	11.45	0.067	375	75
400-5M	4.69	0.026	7.40	0.043	11.82	0.071	400	80
425-5M	4.79	0.027	7.72	0.045	12.14	0.076	425	85
450-5M	4.85	0.029	7.78	0.048	12.46	0.080	450	90
460-5M	4.95	0.030	7.78	0.049	12.62	0.082	460	92
475-5M	5.01	0.030	8.04	0.051	12.89	0.085	475	95
500-5M	5.22	0.032	8.20	0.053	13.21	0.089	500	100
535-5M	5.54	0.034	8.52	0.057	13.69	0.095	535	107
565-5M	5.54	0.036	8.63	0.060	14.01	0.101	565	113
600-5M	5.59	0.039	8.73	0.064	14.01	0.107	600	120
615-5M	5.64	0.039	8.89	0.066	14.11	0.110	615	123
620-5M	5.70	0.040	9.05	0.066	14.22	0.110	620	124
630-5M	5.75	0.040	9.11	0.067	14.27	0.112	630	126
635-5M	5.80	0.041	9.16	0.068	14.33	0.113	635	127
665-5M	5.86	0.043	9.27	0.071	14.43	0.118	665	133
710-5M	6.23	0.046	9.80	0.076	15.55	0.126	710	142
740-5M	6.28	0.047	9.96	0.079	15.76	0.132	740	148
755-5M	6.28	0.048	9.96	0.081	15.76	0.134	755	151
800-5M	6.34	0.051	10.12	0.086	15.87	0.142	800	160
835-5M	6.60	0.054	10.44	0.089	16.56	0.149	835	167
890-5M	6.71	0.057	10.97	0.095	16.99	0.158	890	178
900-5M	6.76	0.058	10.97	0.096	17.04	0.160	900	180
925-5M	6.87	0.059	11.02	0.099	17.31	0.165	925	185
1000-5M	7.35	0.064	11.45	0.107	18.16	0.178	1000	200
1050-5M	7.67	0.067	12.09	0.112	19.07	0.187	1050	210
1125-5M	8.04	0.072	12.89	0.120	20.34	0.200	1125	225
1270-5M	9.00	0.081	13.53	0.136	22.47	0.226	1270	254
1500-5M	10.70	0.096	16.99	0.160	26.89	0.267	1500	300

* Weights shown are approximate.


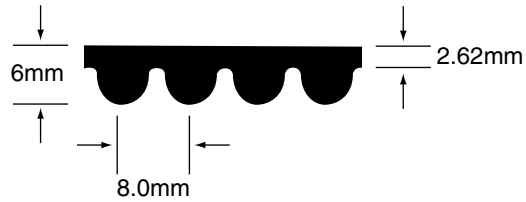
Some specific sizes of 5mm Synchro-Link® HT may require minimum order quantities.

Other widths available. Contact BANDO for price and delivery.

Synchro-Link® HT Timing Belts - Neoprene (Metric)



Nominal Dimensions



Part Number Example



Example, 20mm wide 384-8M is part number 384-8M-20.

Synchro-Link® HT Timing Belts - Neoprene (Metric)

HT - 8mm Pitch for 20mm, 30mm, 50mm and 85mm Wide Belts

Part Number	20mm Wide		30mm Wide		50mm Wide		85mm Wide		Pitch Length (mm)	Number of Teeth
	List Price	Weight*	List Price	Weight*	List Price	Weight*	List Price	Weight*		
384-8M	12.00	0.095	16.65	0.144	26.75	0.239	44.00	0.406	384	48
424-8M	12.50	0.102	17.75	0.154	28.50	0.256	47.00	0.435	424	53
480-8M	14.00	0.116	20.00	0.174	32.00	0.290	53.00	0.493	480	60
560-8M	15.00	0.135	22.00	0.203	35.00	0.338	58.00	0.575	560	70
600-8M	16.00	0.145	23.00	0.217	37.00	0.362	62.00	0.616	600	75
624-8M	16.50	0.151	23.50	0.226	37.50	0.377	62.50	0.641	624	78
640-8M	17.00	0.155	24.00	0.232	38.00	0.387	63.00	0.684	640	80
656-8M	17.35	0.161	24.65	0.242	39.00	0.403	64.65	0.702	656	82
680-8M	17.65	0.167	25.35	0.251	40.00	0.419	66.30	0.720	680	85
720-8M	18.00	0.174	26.00	0.261	41.00	0.435	68.00	0.739	720	90
760-8M	18.50	0.184	27.00	0.276	43.00	0.459	71.50	0.780	760	95
800-8M	19.00	0.193	28.00	0.290	45.00	0.483	75.00	0.821	800	100
840-8M	19.35	0.200	28.65	0.299	46.00	0.499	77.00	0.849	840	105
856-8M	19.65	0.207	29.35	0.309	47.00	0.515	79.00	0.877	856	107
880-8M	20.00	0.213	30.00	0.319	48.00	0.532	81.00	0.904	880	110
896-8M	20.50	0.218	30.50	0.326	49.00	0.544	81.75	0.925	896	112
920-8M	21.00	0.222	31.00	0.333	49.50	0.556	83.50	0.945	920	115
960-8M	22.00	0.232	32.00	0.348	51.00	0.580	86.00	0.986	960	120
1000-8M	22.50	0.242	33.00	0.363	52.50	0.604	88.50	1.027	1000	125
1040-8M	23.00	0.251	34.00	0.377	54.00	0.628	91.00	1.068	1040	130
1056-8M	23.50	0.256	34.25	0.384	54.75	0.640	92.25	1.089	1056	132
1064-8M	24.00	0.261	34.50	0.392	55.50	0.652	93.50	1.110	1064	133
1080-8M	24.50	0.266	34.75	0.399	56.25	0.664	94.75	1.130	1080	135
1120-8M	25.00	0.271	35.00	0.406	57.00	0.676	96.00	1.150	1120	140
1152-8M	25.20	0.275	35.40	0.412	57.80	0.686	97.00	1.166	1152	144
1160-8M	25.40	0.279	35.80	0.418	58.60	0.696	98.00	1.182	1160	145
1184-8M	25.60	0.282	36.20	0.423	59.40	0.705	99.00	1.184	1184	148
1192-8M	25.80	0.286	36.60	0.429	60.20	0.715	100.00	1.203	1192	149
1200-8M	26.00	0.290	37.00	0.442	61.00	0.725	101.00	1.232	1200	150
1224-8M	26.25	0.295	37.50	0.448	61.75	0.737	102.25	1.253	1224	153
1248-8M	26.50	0.300	38.00	0.453	62.50	0.749	103.50	1.273	1248	156
1264-8M	26.75	0.304	38.50	0.459	63.25	0.761	104.75	1.294	1264	158
1280-8M	27.00	0.309	39.00	0.464	64.00	0.773	106.00	1.314	1280	160
1304-8M	27.50	0.315	40.25	0.483	65.50	0.788	109.50	1.339	1304	163
1360-8M	28.50	0.329	41.00	0.493	67.00	0.821	111.50	1.396	1360	170
1392-8M	28.85	0.334	41.50	0.501	67.65	0.834	112.30	1.418	1392	174
1400-8M	29.20	0.339	42.00	0.508	68.40	0.847	113.45	1.440	1400	175
1424-8M	29.50	0.344	42.50	0.516	69.00	0.860	115.00	1.462	1424	178
1440-8M	30.00	0.348	43.00	0.527	70.00	0.870	117.00	1.479	1440	180
1480-8M	30.40	0.356	43.60	0.537	71.20	0.889	119.00	1.512	1480	185

* Weights shown are approximate.

Other widths available. Contact BANDO for price and delivery.



HT - 8mm Pitch for 20mm, 30mm, 50mm and 85mm Wide Belts (Continued)

Part Number	20mm Wide		30mm Wide		50mm Wide		85mm Wide		Pitch Length (mm)	Number of Teeth
	List Price	Weight*	List Price	Weight*	List Price	Weight*	List Price	Weight*		
1512-8M	30.80	0.364	44.20	0.548	72.40	0.908	121.00	1.545	1512	189
1520-8M	31.20	0.371	44.80	0.559	73.60	0.928	123.00	1.578	1520	190
1584-8M	31.60	0.379	45.40	0.569	74.80	0.947	125.00	1.610	1584	198
1600-8M	32.00	0.387	46.00	0.580	76.00	0.966	127.00	1.643	1600	200
1728-8M	33.00	0.406	48.00	0.609	79.00	1.015	132.00	1.725	1728	216
1760-8M	34.00	0.425	50.00	0.638	82.00	1.063	137.00	1.807	1760	220
1800-8M	35.00	0.435	51.00	0.652	84.00	1.087	141.00	1.848	1800	225
1904-8M	37.00	0.459	53.50	0.689	88.00	1.148	148.00	1.951	1904	238
2000-8M	39.00	0.483	56.00	0.725	92.00	1.208	155.00	2.054	2000	250
2056-8M	39.65	0.493	56.55	0.740	94.25	1.233	158.85	2.096	2056	257
2080-8M	40.30	0.503	57.10	0.755	96.50	1.258	162.70	2.138	2080	260
2104-8M	40.95	0.513	57.65	0.770	98.75	1.283	166.55	2.180	2104	263
2160-8M	41.60	0.523	58.20	0.785	102.00	1.308	170.40	2.220	2160	270
2240-8M	42.25	0.533	58.85	0.800	104.25	1.333	174.25	2.264	2240	280
2248-8M	43.00	0.543	54.00	0.815	105.70	1.358	176.10	2.308	2248	281
2272-8M	44.00	0.562	59.50	0.843	106.50	1.404	178.10	2.386	2272	284
2400-8M	45.00	0.580	65.00	0.870	108.00	1.450	182.00	2.464	2400	300
2504-8M	47.00	0.604	67.50	0.906	113.00	1.510	189.50	2.567	2504	313
2600-8M	49.00	0.628	70.00	0.942	118.00	1.570	197.00	2.670	2600	325
2800-8M	52.00	0.676	75.00	1.015	125.00	1.691	210.00	2.875	2800	350
3048-8M	56.00	0.736	81.00	1.105	134.00	1.841	227.00	3.130	3048	381
3200-8M	57.50	0.764	82.50	1.147	138.50	1.911	236.00	3.249	3200	400
3280-8M	59.00	0.792	84.00	1.189	143.00	1.981	245.00	3.368	3280	410
3360-8M	62.50	0.831	88.50	1.247	150.50	2.078	258.50	3.532	3360	420
3600-8M	66.00	0.870	93.00	1.305	158.00	2.174	272.00	3.696	3600	450
4400-8M	78.00	1.063	111.00	1.595	189.00	2.658	286.00	4.518	4400	550

* Weights shown are approximate.

Other widths available. Contact BANDO for price and delivery.

Synchro-Link® HT Timing Belts - Neoprene (Metric)

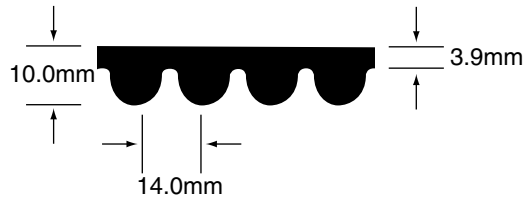
Tensioning for Synchro-Link® HT Belts

Belt Size	Belt Width (mm)												
		6	9	15	20	25	30	40	50	55	85	115	170
3M	Min	0.4	0.6	1.5									
	Max	0.6	0.9	2.0									
5M	Min		1.5	2.0		3.0							
	Max		2.0	3.0		4.0							
8M	Min				4.0		6.0		12		16		
	Max				6.0		8.0		15		20		
14M	Min							10		15	23	32	42
	Max							14		19	28	39	50

Refer to page 133 for proper tensioning procedures and use of values in this table. Values shown are lbs.



Nominal Dimensions



Part Number Example



For example, a 40mm wide 966-14M is part number 966-14M-40.


Synchro-Link® HT Timing Belts - Neoprene (Metric)

HT - 14mm Pitch for 40mm, 55mm, 85mm, 115mm and 170mm Wide Belts

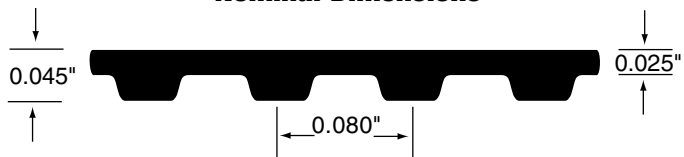
Part Number	40mm Wide		55mm Wide		85mm Wide		115mm Wide		170mm Wide		Pitch Length (mm)	Number of Teeth
	List Price	Weight*	List Price	Weight*	List Price	Weight*	List Price	Weight*	List Price	Weight*		
966-14M	105.00	0.852	138.00	1.172	201.00	1.811	267.00	2.450	386.00	3.621	966	69
1092-14M	110.50	0.951	145.50	1.308	212.00	2.021	282.00	2.734	408.00	4.041	1092	78
1190-14M	116.00	1.050	153.00	1.443	223.00	2.230	297.00	3.018	430.00	4.461	1190	85
1344-14M	121.00	1.143	160.00	1.571	233.50	2.427	311.50	3.284	451.50	4.855	1344	96
1400-14M	126.00	1.235	167.00	1.698	244.00	2.624	326.00	3.550	473.00	5.248	1400	100
1456-14M	129.35	1.297	171.65	1.783	251.65	2.755	336.00	3.728	487.65	5.510	1456	104
1540-14M	132.65	1.359	176.35	1.868	259.30	2.886	346.00	3.906	502.30	5.772	1540	110
1610-14M	136.00	1.420	181.00	1.953	267.00	3.018	356.00	4.083	517.00	6.035	1610	115
1680-14M	140.50	1.494	187.00	2.055	275.50	3.175	368.50	4.296	534.50	6.350	1680	120
1778-14M	145.00	1.568	193.00	2.156	284.00	3.332	381.00	4.509	552.00	6.665	1778	127
1890-14M	153.00	1.667	203.00	2.292	300.00	3.542	401.00	4.793	583.00	7.085	1890	135
2002-14M	159.50	1.760	212.50	2.420	314.00	3.739	420.50	5.066	627.00	7.479	2002	143
2100-14M	166.00	1.852	222.00	2.547	328.00	3.936	440.00	5.375	639.00	7.872	2100	150
2198-14M	171.50	1.945	234.50	2.674	339.00	4.133	455.00	5.617	660.50	8.266	2198	157
2310-14M	177.00	2.037	237.00	2.801	350.00	4.330	470.00	5.858	682.00	8.659	2310	165
2450-14M	184.00	2.161	246.00	2.971	365.00	4.592	489.00	6.213	711.00	9.184	2450	175
2590-14M	193.00	2.284	259.00	3.141	383.00	4.854	513.00	6.568	748.00	9.709	2590	185
2800-14M	207.00	2.470	277.00	3.396	411.00	5.248	552.00	7.100	803.00	10.496	2800	200
3150-14M	227.70	2.778	305.00	3.820	454.00	5.904	609.00	7.988	888.00	11.808	3150	225
3360-14M	237.00	2.964	320.00	4.075	476.00	6.297	640.00	8.520	934.00	12.595	3360	240
3500-14M	245.00	3.087	330.00	4.245	492.00	6.560	661.00	8.875	964.00	13.120	3500	250
3850-14M	269.00	3.396	367.00	4.669	545.00	7.216	733.00	9.763	1066.00	14.432	3850	275
4004-14M	284.00	3.606	385.50	4.958	575.00	7.662	773.50	10.367	1127.50	15.324	4004	286
4326-14M	299.00	3.816	404.00	5.246	605.00	8.108	814.00	10.970	1189.00	16.216	4326	309
4578-14M	316.00	4.038	429.00	5.552	638.00	8.580	862.00	11.609	1235.00	17.161	4578	327
4956-14M	342.00	4.371	464.00	6.010	683.00	9.289	933.00	12.567	1337.00	18.578	4956	354

* Weights shown are approximate.

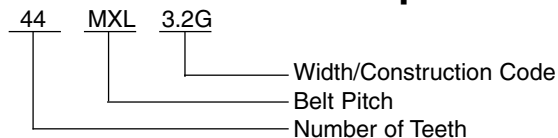
Other widths available. Contact BANDO for price and delivery.



Nominal Dimensions



Part Number Example



Part number includes the width/construction suffix in parenthesis below.
Example, a 1/8" wide 44MXL is a part number 44MXL3.2G.

MXL - .080 Inch Pitch for 3.2mm, 4.8mm and 6.4mm Wide Belts

Part Number	1/8" - 3.2mm Wide (3.2G)		3/16" - 4.8mm Wide (4.8G)		1/4" - 6.4mm Wide (6.4G)		Pitch Length (in)	Number of Teeth
	List Price	Weight*	List Price	Weight*	List Price	Weight*		
44MXL	1.72	0.001	2.58	0.001	3.44	0.002	3.52	44
45MXL	1.72	0.001	2.58	0.001	3.44	0.002	3.60	45
48MXL	1.72	0.001	2.58	0.001	3.44	0.002	3.84	48
50MXL	1.72	0.001	2.58	0.001	3.44	0.002	4.00	50
52MXL	1.72	0.001	2.58	0.001	3.44	0.002	4.16	52
53MXL	1.72	0.001	2.58	0.001	3.44	0.002	4.24	53
54MXL	1.72	0.001	2.58	0.002	3.44	0.002	4.32	54
55MXL	1.72	0.001	2.58	0.002	3.44	0.002	4.40	55
56MXL	1.72	0.001	2.58	0.002	3.44	0.002	4.48	56
57MXL	1.72	0.001	2.58	0.002	3.44	0.002	4.56	57
58MXL	1.72	0.001	2.58	0.002	3.44	0.002	4.64	58
59MXL	1.72	0.001	2.58	0.002	3.44	0.002	4.72	59
60MXL	1.72	0.001	2.58	0.002	3.44	0.002	4.80	60
61MXL	1.74	0.001	2.61	0.002	3.48	0.002	4.88	61
62MXL	1.75	0.001	2.63	0.002	3.50	0.002	4.96	62
63MXL	1.76	0.001	2.64	0.002	3.52	0.002	5.04	63
64MXL	1.76	0.001	2.64	0.002	3.52	0.002	5.12	64
65MXL	1.76	0.001	2.64	0.002	3.52	0.002	5.20	65
67MXL	1.76	0.001	2.64	0.002	3.52	0.002	5.36	67
68MXL	1.76	0.001	2.64	0.002	3.52	0.002	5.44	68
69MXL	1.76	0.001	2.64	0.002	3.52	0.002	5.52	69
70MXL	1.76	0.001	2.64	0.002	3.52	0.003	5.60	70
71MXL	1.76	0.001	2.64	0.002	3.52	0.003	5.68	71
72MXL	1.76	0.001	2.64	0.002	3.52	0.003	5.76	72
73MXL	1.77	0.001	2.66	0.002	3.54	0.003	5.84	73
74MXL	1.78	0.001	2.67	0.002	3.56	0.003	5.92	74
75MXL	1.78	0.001	2.67	0.002	3.56	0.003	6.00	75
76MXL	1.78	0.001	2.67	0.002	3.56	0.003	6.08	76
77MXL	1.78	0.001	2.67	0.002	3.56	0.003	6.16	77
78MXL	1.78	0.001	2.67	0.002	3.56	0.003	6.24	78
79MXL	1.78	0.001	2.67	0.002	3.56	0.003	6.32	79
80MXL	1.79	0.001	2.69	0.002	3.58	0.003	6.40	80
81MXL	1.79	0.001	2.69	0.002	3.58	0.003	6.48	81
82MXL	1.79	0.002	2.69	0.002	3.58	0.003	6.56	82
83MXL	1.79	0.002	2.69	0.002	3.58	0.003	6.64	83
85MXL	1.79	0.002	2.69	0.002	3.58	0.003	6.80	85
86MXL	1.79	0.002	2.69	0.002	3.58	0.003	6.88	86
87MXL	1.79	0.002	2.69	0.002	3.58	0.003	6.89	87
88MXL	1.80	0.002	2.70	0.002	3.60	0.003	7.04	88
90MXL	1.80	0.002	2.70	0.002	3.60	0.003	7.20	90
91MXL	1.80	0.002	2.70	0.002	3.60	0.003	7.28	91
92MXL	1.80	0.002	2.70	0.003	3.60	0.003	7.36	92
93MXL	1.80	0.002	2.70	0.003	3.60	0.003	7.44	93
94MXL	1.80	0.002	2.70	0.003	3.60	0.003	7.52	94
95MXL	1.80	0.002	2.70	0.003	3.60	0.003	7.60	95

Synchro-Link® Timing Belts - Neoprene (RMA)

* Weights shown are approximate.

Other widths available. Contact BANDO for price and delivery.



MXL - .080 Inch Pitch for 3.2mm, 4.8mm and 6.4mm Wide Belts (Continued)

Part Number	1/8" - 3.2mm Wide (3.2G)		3/16" - 4.8mm Wide (4.8G)		1/4" - 6.4mm Wide (6.4G)		Pitch Length (in)	Number of Teeth
	List Price	Weight*	List Price	Weight*	List Price	Weight*		
96MXL	1.80	0.002	2.70	0.003	3.60	0.003	7.68	96
97MXL	1.80	0.002	2.70	0.003	3.60	0.004	7.76	97
98MXL	1.86	0.002	2.79	0.003	3.72	0.004	7.84	98
99MXL	1.86	0.002	2.79	0.003	3.72	0.004	7.92	99
100MXL	1.88	0.002	2.82	0.003	3.76	0.004	8.00	100
101MXL	1.88	0.002	2.82	0.003	3.76	0.004	8.08	101
102MXL	1.88	0.002	2.82	0.003	3.76	0.004	8.16	102
103MXL	1.88	0.002	2.82	0.003	3.76	0.004	8.24	103
104MXL	1.88	0.002	2.82	0.003	3.76	0.004	8.32	104
105MXL	1.88	0.002	2.82	0.003	3.76	0.004	8.40	105
106MXL	1.88	0.002	2.82	0.003	3.76	0.004	8.48	106
108MXL	1.88	0.002	2.82	0.003	3.76	0.004	8.64	108
109MXL	1.88	0.002	2.82	0.003	3.76	0.004	8.72	109
110MXL	1.88	0.002	2.82	0.003	3.76	0.004	8.80	110
112MXL	1.88	0.002	2.82	0.003	3.76	0.004	8.96	112
114MXL	1.92	0.002	2.88	0.003	3.84	0.004	9.12	114
115MXL	1.92	0.002	2.88	0.003	3.84	0.004	9.20	115
118MXL	1.92	0.002	2.88	0.003	3.84	0.004	9.44	118
119MXL	1.92	0.002	2.88	0.003	3.84	0.004	9.52	119
120MXL	1.92	0.002	2.88	0.003	3.84	0.004	9.60	120
121MXL	1.92	0.002	2.88	0.003	3.84	0.004	9.68	121
122MXL	1.92	0.002	2.88	0.003	3.84	0.004	9.76	122
123MXL	1.92	0.002	2.88	0.003	3.84	0.004	9.84	123
124MXL	1.96	0.002	2.94	0.003	3.92	0.005	9.92	124
125MXL	1.96	0.002	2.94	0.003	3.92	0.005	10.00	125
126MXL	1.96	0.002	2.94	0.003	3.92	0.005	10.08	126
127MXL	1.96	0.002	2.94	0.003	3.92	0.005	10.16	127
128MXL	1.96	0.002	2.94	0.003	3.92	0.005	10.24	128
129MXL	1.96	0.002	2.94	0.003	3.92	0.005	10.32	129
130MXL	1.96	0.002	2.94	0.003	3.92	0.005	10.40	130
131MXL	1.96	0.002	2.94	0.003	3.92	0.005	10.48	131
132MXL	1.96	0.002	2.94	0.003	3.92	0.005	10.56	132
134MXL	1.96	0.002	2.94	0.003	3.92	0.005	10.72	134
135MXL	1.99	0.003	2.99	0.004	3.98	0.005	10.80	135
137MXL	1.99	0.003	2.99	0.004	3.98	0.005	10.96	137
138MXL	1.99	0.003	2.99	0.004	3.98	0.005	11.04	138
140MXL	1.99	0.003	2.99	0.004	3.98	0.005	11.20	140
142MXL	1.99	0.003	2.99	0.004	3.98	0.005	11.36	142
144MXL	2.04	0.003	3.06	0.004	4.08	0.005	11.52	144
145MXL	2.04	0.003	3.06	0.004	4.08	0.005	11.60	145
146MXL	2.04	0.003	3.06	0.004	4.08	0.005	11.68	146
148MXL	2.04	0.003	3.06	0.004	4.08	0.005	11.84	148
150MXL	2.04	0.003	3.06	0.004	4.08	0.005	12.00	150
151MXL	2.04	0.003	3.06	0.004	4.08	0.006	12.08	151
155MXL	2.04	0.003	3.06	0.004	4.08	0.006	12.40	155
158MXL	2.08	0.003	3.12	0.004	4.16	0.006	12.64	158
159MXL	2.08	0.003	3.12	0.004	4.16	0.006	12.72	159
160MXL	2.08	0.003	3.12	0.004	4.16	0.006	12.80	160
162MXL	2.08	0.003	3.12	0.004	4.16	0.006	12.96	162
163MXL	2.08	0.003	3.12	0.004	4.16	0.006	13.04	163
164MXL	2.08	0.003	3.12	0.004	4.16	0.006	13.12	164
165MXL	2.08	0.003	3.12	0.004	4.16	0.006	13.20	165
169MXL	2.08	0.003	3.12	0.005	4.16	0.006	13.52	169
170MXL	2.08	0.003	3.12	0.005	4.16	0.006	13.60	170
175MXL	2.12	0.003	3.18	0.005	4.24	0.006	14.00	175
177MXL	2.12	0.003	3.18	0.005	4.24	0.006	14.16	177
180MXL	2.12	0.003	3.18	0.005	4.24	0.006	14.40	180
183MXL	2.12	0.003	3.18	0.005	4.24	0.007	14.64	183
184MXL	2.12	0.003	3.18	0.005	4.24	0.007	14.72	184
188MXL	2.28	0.004	3.42	0.006	4.56	0.008	15.04	188
190MXL	2.28	0.004	3.42	0.006	4.56	0.008	15.20	190
192MXL	2.28	0.004	3.42	0.006	4.56	0.008	15.36	192
195MXL	2.28	0.004	3.42	0.006	4.56	0.008	15.60	195
196MXL	2.28	0.004	3.42	0.006	4.56	0.008	15.68	196
200MXL	2.28	0.004	3.42	0.006	4.56	0.008	16.00	200

Synchro-Link® Timing Belts - Neoprene (RMA)

* Weights shown are approximate.

Other widths available. Contact BANDO for price and delivery.



MXL - .080 Inch Pitch for 3.2mm, 4.8mm and 6.4mm Wide Belts (Continued)

Part Number	1/8" - 3.2mm Wide (3.2G)		3/16" - 4.8mm Wide (4.8G)		1/4" - 6.4mm Wide (6.4G)		Pitch Length (in)	Number of Teeth
	List Price	Weight*	List Price	Weight*	List Price	Weight*		
204MXL	2.28	0.004	3.42	0.006	4.56	0.008	16.32	204
205MXL	2.28	0.004	3.42	0.006	4.56	0.008	16.40	205
208MXL	2.28	0.004	3.42	0.006	4.56	0.008	16.64	208
210MXL	2.28	0.004	3.42	0.006	4.56	0.008	16.80	210
212MXL	2.28	0.004	3.42	0.006	4.56	0.008	16.96	212
215MXL	2.28	0.004	3.42	0.006	4.56	0.008	17.20	215
220MXL	2.28	0.004	3.42	0.006	4.56	0.008	17.60	220
221MXL	2.28	0.004	3.42	0.006	4.56	0.008	17.68	221
222MXL	4.20	0.004	6.30	0.006	8.40	0.008	17.76	222
224MXL	4.20	0.004	6.30	0.006	8.40	0.008	17.92	224
225MXL	4.20	0.004	6.30	0.006	8.40	0.008	18.00	225
226MXL	4.20	0.004	6.30	0.006	8.40	0.008	18.08	226
228MXL	4.20	0.004	6.30	0.006	8.40	0.008	18.24	228
230MXL	4.20	0.004	6.30	0.006	8.40	0.008	18.40	230
232MXL	4.20	0.004	6.30	0.006	8.40	0.008	18.56	232
234MXL	4.20	0.004	6.30	0.006	8.40	0.008	18.72	234
236MXL	4.20	0.004	6.30	0.006	8.40	0.009	18.88	236
239MXL	4.20	0.004	6.30	0.006	8.40	0.009	19.12	239
240MXL	4.20	0.004	6.30	0.006	8.40	0.009	19.20	240
245MXL	4.35	0.004	6.53	0.007	8.70	0.009	19.60	245
248MXL	4.35	0.004	6.53	0.007	8.70	0.009	19.84	248
249MXL	4.35	0.005	6.53	0.007	8.70	0.009	19.92	249
250MXL	4.35	0.005	6.53	0.007	8.70	0.009	20.00	250
251MXL	4.35	0.005	6.53	0.007	8.70	0.009	20.08	251
255MXL	4.35	0.005	6.53	0.007	8.70	0.009	20.40	255
256MXL	4.35	0.005	6.53	0.007	8.70	0.009	20.48	256
260MXL	4.35	0.005	6.53	0.007	8.70	0.009	20.80	260
262MXL	4.40	0.005	6.60	0.007	8.80	0.010	20.96	262
265MXL	4.40	0.005	6.60	0.007	8.80	0.010	21.20	265
268MXL	4.40	0.005	6.60	0.007	8.80	0.010	21.44	268
271MXL	4.40	0.005	6.60	0.007	8.80	0.010	21.68	271
273MXL	4.40	0.005	6.60	0.007	8.80	0.010	21.84	273
275MXL	4.40	0.005	6.60	0.007	8.80	0.010	22.00	275
280MXL	4.40	0.005	6.60	0.008	8.80	0.010	22.40	280
281MXL	4.40	0.005	6.60	0.008	8.80	0.010	22.48	281
285MXL	4.43	0.005	6.65	0.008	8.86	0.011	22.80	285
288MXL	4.43	0.005	6.65	0.008	8.86	0.011	23.04	288
290MXL	4.43	0.005	6.65	0.008	8.86	0.011	23.20	290
295MXL	4.43	0.005	6.65	0.008	8.86	0.011	23.60	295
297MXL	4.43	0.005	6.65	0.008	8.86	0.011	23.76	297
300MXL	4.43	0.005	6.65	0.008	8.86	0.011	24.00	300
305MXL	4.43	0.006	6.65	0.008	8.86	0.011	24.40	305
308MXL	4.43	0.006	6.65	0.008	8.86	0.011	24.64	308
310MXL	4.43	0.006	6.65	0.008	8.86	0.011	24.80	310
312MXL	4.43	0.006	6.65	0.008	8.86	0.011	24.96	312
315MXL	4.43	0.006	6.65	0.009	8.86	0.011	25.20	315
318MXL	4.43	0.006	6.65	0.009	8.86	0.011	25.44	318
320MXL	4.45	0.006	6.68	0.009	8.90	0.012	25.60	320
323MXL	4.45	0.006	6.68	0.009	8.90	0.012	25.84	323
326MXL	4.45	0.006	6.68	0.009	8.90	0.012	26.08	326
328MXL	4.45	0.006	6.68	0.009	8.90	0.012	26.24	328
330MXL	4.45	0.006	6.68	0.009	8.90	0.012	26.40	330
332MXL	4.45	0.006	6.68	0.009	8.90	0.012	26.56	332
334MXL	4.45	0.006	6.68	0.009	8.90	0.012	26.72	334
336MXL	4.45	0.006	6.68	0.009	8.90	0.012	26.88	336
337MXL	4.45	0.006	6.68	0.009	8.90	0.012	26.96	337
347MXL	4.49	0.007	6.74	0.010	8.98	0.012	27.76	347
350MXL	4.49	0.007	6.74	0.010	8.98	0.013	28.00	350
354MXL	4.49	0.007	6.74	0.010	8.98	0.013	28.32	354
355MXL	4.49	0.007	6.74	0.010	8.98	0.013	28.40	355
358MXL	4.49	0.007	6.74	0.010	8.98	0.013	28.64	358
359MXL	4.49	0.007	6.74	0.010	8.98	0.013	28.72	359
360MXL	4.49	0.007	6.74	0.010	8.98	0.013	28.80	360
364MXL	4.49	0.007	6.74	0.010	8.98	0.013	29.12	364
365MXL	4.56	0.007	6.84	0.010	9.12	0.013	29.20	365

Synchro-Link® Timing Belts - Neoprene (RMA)

* Weights shown are approximate.

Other widths available. Contact BANDO for price and delivery.




MXL - .080 Inch Pitch for 3.2mm, 4.8mm and 6.4mm Wide Belts (Continued)

Part Number	1/8" - 3.2mm Wide (3.2G)		3/16" - 4.8mm Wide (4.8G)		1/4" - 6.4mm Wide (6.4G)		Pitch Length (in)	Number of Teeth
	List Price	Weight*	List Price	Weight*	List Price	Weight*		
371MXL	4.56	0.007	6.84	0.010	9.12	0.013	29.68	371
372MXL	4.56	0.007	6.84	0.010	9.12	0.013	29.76	372
380MXL	4.64	0.007	6.96	0.010	9.28	0.014	30.40	380
388MXL	4.64	0.007	6.96	0.010	9.28	0.014	31.04	388
397MXL	4.64	0.007	6.96	0.011	9.28	0.014	31.76	397
400MXL	4.64	0.007	6.96	0.011	9.28	0.015	32.00	400
402MXL	4.64	0.007	6.96	0.011	9.28	0.015	32.16	402
405MXL	4.64	0.007	6.96	0.011	9.28	0.015	32.40	405
410MXL	4.64	0.007	6.96	0.011	9.28	0.015	32.80	410
413MXL	4.64	0.007	6.96	0.011	9.28	0.015	33.04	413
425MXL	4.99	0.008	7.49	0.011	9.98	0.015	34.00	425
431MXL	4.99	0.008	7.49	0.011	9.98	0.015	34.48	431
434MXL	4.99	0.008	7.49	0.011	9.98	0.015	34.72	434
435MXL	5.09	0.008	7.64	0.012	10.18	0.016	34.80	435
440MXL	5.09	0.008	7.64	0.012	10.18	0.016	35.20	440
448MXL	5.09	0.008	7.64	0.012	10.18	0.016	35.84	448
453MXL	5.12	0.008	7.68	0.012	10.24	0.016	36.24	453
464MXL	5.12	0.008	7.68	0.012	10.24	0.016	37.12	464
468MXL	5.19	0.008	7.79	0.013	10.38	0.017	37.44	468
473MXL	5.19	0.009	7.79	0.013	10.38	0.017	37.84	473
475MXL	5.19	0.009	7.79	0.013	10.38	0.017	38.00	475
480MXL	5.19	0.009	7.79	0.013	10.38	0.017	38.40	480
487MXL	5.19	0.009	7.79	0.013	10.38	0.017	38.96	487
493MXL	5.29	0.009	7.94	0.013	10.58	0.018	39.44	493
498MXL	5.29	0.009	7.94	0.013	10.58	0.018	39.84	498
500MXL	5.29	0.009	7.94	0.013	10.58	0.018	40.00	500
516MXL	5.29	0.009	7.94	0.014	10.58	0.019	41.28	516
522MXL	5.29	0.009	7.94	0.014	10.58	0.019	41.76	522
524MXL	5.29	0.009	7.94	0.014	10.58	0.019	41.92	524
525MXL	5.29	0.009	7.94	0.014	10.58	0.019	42.00	525
535MXL	5.40	0.010	8.10	0.015	10.80	0.020	42.80	535
550MXL	5.40	0.010	8.10	0.015	10.80	0.020	44.00	550
591MXL	5.65	0.011	8.48	0.016	11.30	0.022	47.28	591
612MXL	5.88	0.012	8.82	0.017	11.76	0.024	48.96	612
665MXL	6.88	0.013	10.32	0.017	13.76	0.024	53.20	665

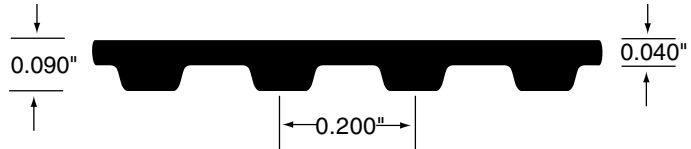
* Weights shown are approximate.

Other widths available. Contact BANDO for price and delivery.

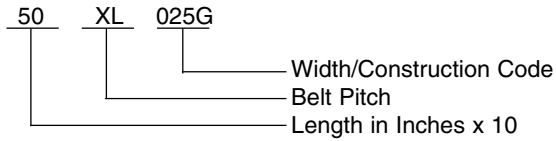
Synchro-Link® Timing Belts - Neoprene (RMA)



Nominal Dimensions



Part Number Example



Part number includes the width/construction suffix in parenthesis below.
 Example: A 1/4" wide 50XL is a part number 50XL025G.

XL - 1/5 Inch Pitch for 1/4" and 3/8" Wide Belts

Part Number	1/4" Wide (025G)		3/8" Wide (037G)		Pitch Length (in)	Number of Teeth
	List Price	Weight*	List Price	Weight*		
50XL	2.90	0.004	4.35	0.006	5.00	25
60XL	2.92	0.005	4.38	0.007	6.00	30
64XL	2.94	0.005	4.41	0.007	6.40	32
68XL	2.96	0.005	4.44	0.007	6.80	34
70XL	3.00	0.005	4.50	0.008	7.00	35
72XL	3.00	0.006	4.50	0.008	7.20	36
74XL	3.02	0.006	4.53	0.008	7.40	37
76XL	3.03	0.006	4.55	0.009	7.60	38
78XL	3.05	0.005	4.58	0.009	7.80	39
80XL	3.08	0.006	4.62	0.009	8.00	40
84XL	3.08	0.006	4.62	0.009	8.40	42
88XL	3.08	0.007	4.62	0.010	8.80	44
90XL	3.16	0.007	4.74	0.010	9.00	45
92XL	3.16	0.007	4.74	0.010	9.20	46
94XL	3.16	0.007	4.74	0.011	9.40	47
96XL	3.16	0.007	4.74	0.011	9.60	48
98XL	3.20	0.007	4.80	0.011	9.80	49
100XL	3.28	0.007	4.92	0.011	10.00	50
102XL	3.28	0.008	4.92	0.011	10.20	51
104XL	3.28	0.008	4.92	0.012	10.40	52
106XL	3.28	0.008	4.92	0.012	10.60	53
108XL	3.28	0.008	4.92	0.012	10.80	54
110XL	3.36	0.008	5.04	0.012	11.00	55
112XL	3.36	0.008	5.04	0.013	11.20	56
114XL	3.36	0.009	5.04	0.013	11.40	57
116XL	3.36	0.009	5.04	0.013	11.60	58
118XL	3.36	0.009	5.04	0.013	11.80	59
122XL	3.42	0.009	5.13	0.014	12.20	61
124XL	3.44	0.009	5.16	0.014	12.40	62
126XL	3.44	0.009	5.16	0.014	12.60	63
128XL	3.44	0.010	5.16	0.014	12.80	64
130XL	3.52	0.010	5.28	0.015	13.00	65
132XL	3.52	0.010	5.28	0.015	13.20	66
134XL	3.52	0.010	5.28	0.015	13.40	67
136XL	3.52	0.010	5.28	0.015	13.60	68
138XL	3.52	0.010	5.28	0.015	13.80	69
140XL	3.68	0.010	5.52	0.016	14.00	70
142XL	3.70	0.011	5.55	0.016	14.20	71
144XL	3.72	0.011	5.58	0.016	14.40	72
146XL	3.72	0.011	5.58	0.016	14.60	73
148XL	3.72	0.011	5.58	0.017	14.80	74
150XL	3.72	0.011	5.58	0.017	15.00	75
152XL	3.84	0.011	5.76	0.017	15.20	76
154XL	3.84	0.012	5.76	0.017	15.40	77
156XL	3.84	0.012	5.76	0.017	15.60	78

Synchro-Link® Timing Belts - Neoprene (RMA)

* Weights shown are approximate.

Other widths available. Contact BANDO for price and delivery.



XL - 1/5 Inch Pitch for 1/4" and 3/8" Wide Belts (Continued)

Part Number	1/4" Wide (025G)		3/8" Wide (037G)		Pitch Length (in)	Number of Teeth
	List Price	Weight*	List Price	Weight*		
158XL	3.85	0.012	5.78	0.018	15.80	79
160XL	3.85	0.012	5.78	0.018	16.00	80
162XL	3.85	0.012	5.78	0.018	16.20	81
164XL	3.85	0.012	5.78	0.018	16.40	82
166XL	3.85	0.012	5.78	0.019	16.60	83
168XL	3.85	0.013	5.78	0.019	16.80	84
170XL	3.88	0.013	5.82	0.019	17.00	85
172XL	3.88	0.013	5.82	0.019	17.20	86
174XL	3.88	0.013	5.82	0.019	17.40	87
176XL	3.88	0.013	5.82	0.020	17.60	88
178XL	3.88	0.013	5.82	0.020	17.80	89
180XL	3.96	0.013	5.94	0.020	18.00	90
182XL	3.96	0.014	5.94	0.020	18.20	91
184XL	3.96	0.014	5.94	0.021	18.40	92
188XL	3.96	0.014	5.94	0.021	18.80	94
190XL	4.08	0.014	6.12	0.021	19.00	95
194XL	4.08	0.014	6.12	0.022	19.40	97
196XL	4.08	0.015	6.12	0.022	19.60	98
198XL	4.12	0.015	6.18	0.022	19.80	99
200XL	4.16	0.015	6.24	0.022	20.00	100
202XL	4.25	0.015	6.38	0.023	20.20	101
206XL	4.25	0.015	6.38	0.023	20.60	103
208XL	4.35	0.016	6.53	0.023	20.80	104
210XL	4.35	0.016	6.53	0.023	21.00	105
212XL	4.40	0.016	6.60	0.024	21.20	106
214XL	4.40	0.016	6.60	0.024	21.40	107
216XL	4.44	0.016	6.66	0.025	21.60	108
220XL	4.44	0.016	6.66	0.025	22.00	110
222XL	4.46	0.017	6.69	0.026	22.20	111
224XL	4.46	0.017	6.69	0.026	22.40	112
228XL	4.48	0.017	6.72	0.026	22.80	114
230XL	4.50	0.017	6.75	0.026	23.00	115
234XL	4.60	0.017	6.90	0.026	23.40	117
240XL	4.70	0.018	7.05	0.027	24.00	120
244XL	4.97	0.018	7.46	0.027	24.40	122
248XL	5.22	0.019	7.83	0.028	24.80	124
250XL	5.75	0.019	8.63	0.028	25.00	125
260XL	6.33	0.019	9.50	0.029	26.00	130
262XL	6.93	0.020	10.40	0.029	26.20	131
266XL	7.19	0.020	10.79	0.030	26.60	133
270XL	7.23	0.020	10.85	0.030	27.00	135
276XL	7.27	0.021	10.91	0.031	27.60	138
280XL	7.50	0.021	11.25	0.031	28.00	140
282XL	7.60	0.021	11.40	0.032	28.20	141
290XL	7.90	0.022	11.85	0.032	29.00	145
300XL	8.00	0.022	12.00	0.034	30.00	150
310XL	8.20	0.023	12.30	0.035	31.00	155
314XL	8.33	0.023	12.50	0.035	31.40	157
320XL	8.33	0.024	12.50	0.036	32.00	160
322XL	8.40	0.024	12.60	0.036	32.20	161
330XL	8.50	0.025	12.75	0.037	33.00	165
340XL	8.66	0.025	12.99	0.038	34.00	170
344XL	8.83	0.026	13.25	0.038	34.40	172
348XL	9.00	0.026	13.50	0.039	34.80	174
352XL	9.25	0.026	13.88	0.039	35.20	176
356XL	9.52	0.027	14.28	0.040	35.60	178
360XL	9.52	0.027	14.28	0.040	36.00	180
364XL	9.69	0.027	14.54	0.041	36.40	182
370XL	9.71	0.028	14.57	0.041	37.00	185
372XL	9.86	0.028	14.79	0.042	37.20	186
376XL	9.86	0.028	14.79	0.042	37.60	188
384XL	10.00	0.029	15.00	0.043	38.40	192
386XL	10.05	0.029	15.08	0.043	38.60	193
388XL	10.15	0.029	15.23	0.043	38.80	194
390XL	10.25	0.029	15.38	0.044	39.00	195

Synchro-Link® Timing Belts - Neoprene (RMA)

* Weights shown are approximate.

Other widths available. Contact BANDO for price and delivery.



XL - 1/5 Inch Pitch for 1/4" and 3/8" Wide Belts (Continued)

Part Number	1/4" Wide (025G)		3/8" Wide (037G)		Pitch Length (in)	Number of Teeth
	List Price	Weight*	List Price	Weight*		
396XL	10.45	0.030	15.68	0.044	39.60	198
400XL	10.50	0.030	15.75	0.045	40.00	200
408XL	10.69	0.030	16.04	0.046	40.80	204
424XL	10.95	0.032	16.43	0.047	42.40	212
430XL	11.22	0.032	16.83	0.048	43.00	215
450XL	11.79	0.034	17.69	0.050	45.00	225
456XL	11.94	0.034	17.91	0.051	45.60	228
460XL	12.05	0.034	18.08	0.051	46.00	230
470XL	12.17	0.035	18.26	0.053	47.00	235
490XL	12.68	0.037	19.02	0.055	49.00	245
496XL	13.25	0.038	19.88	0.056	49.60	248
510XL	13.52	0.038	20.28	0.057	51.00	255
540XL	14.45	0.040	21.68	0.060	54.00	270
564XL	14.90	0.042	22.35	0.063	56.40	282
592XL	15.60	0.044	23.40	0.066	59.20	296
608XL	15.91	0.045	23.87	0.068	60.80	304
630XL	16.25	0.047	24.38	0.070	63.00	315
638XL	16.78	0.048	25.17	0.071	63.80	319
686XL	16.95	0.055	25.43	0.082	68.60	343
828XL	17.02	0.062	25.53	0.092	82.80	414
860XL	17.17	0.064	25.76	0.096	86.00	430
888XL	18.06	0.066	27.09	0.099	88.80	444
900XL	18.19	0.067	27.29	0.101	90.00	450
908XL	18.35	0.068	27.53	0.102	90.80	454
914XL	18.47	0.068	27.71	0.102	91.40	457
926XL	18.72	0.069	28.08	0.103	92.60	463
1014XL	21.94	0.076	32.91	0.113	101.40	507
1020XL	22.07	0.076	33.11	0.114	102.00	510

Synchro-Link® Timing Belts - Neoprene (RMA)


* Weights shown are approximate.

Other widths available. Contact BANDO for price and delivery.

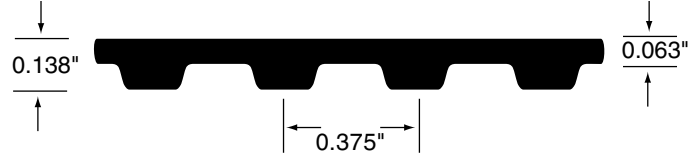
Minimum Recommended Pulley Sizes

Using pulley sizes less than the recommended minimum can substantially reduce belt life and drive efficiency. Values shown are number of pulley teeth.

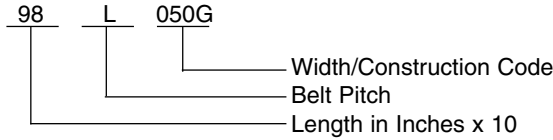
Speed Range (RPM)	MXL	XL	L	H	XH	XXH
0 - 870	NA	10	12	14	22	22
870 - 1160	12	10	12	16	24	24
1160 - 1750	14	12	14	18	26	26
1750 - 3500	16	12	16	20	30	NA
3500 - over	16	14	18	22	NA	NA



Nominal Dimensions



Part Number Example



Part number includes the width/construction suffix in parenthesis below.
For example, a 1/2" wide 98L is a part number 98L050G.

L - 3/8 Inch Pitch 1/2", 3/4" and 1" Wide Belts

Synchro-Link® Timing Belts - Neoprene (RMA)

Part Number	1/2" Wide (050G)		3/4" Wide (075G)		1" Wide (100G)		Pitch Length (in)	Number of Teeth
	List Price	Weight*	List Price	Weight*	List Price	Weight*		
98L	9.23	0.023	13.85	0.034	18.46	0.046	9.75	26
109L	9.40	0.026	14.10	0.039	18.80	0.052	10.88	29
124L	10.00	0.029	15.00	0.044	20.00	0.058	12.38	33
135L	10.61	0.032	15.92	0.047	21.22	0.063	13.50	36
150L	10.80	0.035	16.20	0.053	21.60	0.070	15.00	40
165L	11.20	0.039	16.80	0.058	22.40	0.077	16.50	44
169L	11.63	0.040	17.45	0.059	23.26	0.079	16.88	45
172L	12.00	0.040	18.00	0.061	24.00	0.081	17.25	46
187L	12.10	0.044	18.15	0.066	24.20	0.088	18.75	50
203L	12.18	0.048	18.27	0.071	24.36	0.095	20.25	54
210L	12.28	0.049	18.42	0.074	24.56	0.098	21.00	56
218L	12.34	0.051	18.51	0.077	24.68	0.104	21.75	58
225L	12.38	0.053	18.57	0.079	24.76	0.110	22.50	60
240L	12.44	0.056	18.66	0.084	24.88	0.113	24.00	64
248L	12.54	0.058	18.81	0.087	25.08	0.117	24.75	66
255L	12.65	0.060	18.98	0.090	25.30	0.120	25.50	68
263L	12.88	0.062	19.32	0.093	25.76	0.123	26.25	70
270L	12.99	0.063	19.49	0.095	25.98	0.127	27.00	72
277L	13.25	0.065	19.88	0.097	26.50	0.130	27.75	74
285L	13.78	0.067	20.67	0.101	27.56	0.134	28.50	76
300L	14.15	0.070	21.23	0.106	28.30	0.141	30.00	80
304L	14.94	0.071	22.41	0.107	29.88	0.143	30.38	81
315L	15.42	0.074	23.13	0.111	30.84	0.148	31.50	84
320L	15.79	0.075	23.69	0.113	31.58	0.150	31.88	85
322L	15.90	0.076	23.85	0.113	31.80	0.151	32.25	86
334L	16.09	0.078	24.14	0.117	32.18	0.157	33.38	89
337L	16.57	0.079	24.86	0.119	33.14	0.158	33.75	90
345L	16.93	0.081	25.40	0.121	33.86	0.162	34.50	92
360L	17.65	0.084	26.48	0.127	35.30	0.169	36.00	96
367L	18.05	0.086	27.08	0.129	36.10	0.172	36.75	98
375L	18.62	0.088	27.93	0.132	37.24	0.176	37.50	100
382L	18.86	0.090	28.29	0.134	37.72	0.179	38.25	102
390L	19.06	0.091	28.59	0.137	38.12	0.183	39.00	104
394L	19.46	0.092	29.19	0.139	38.92	0.185	39.38	105
420L	20.21	0.098	30.32	0.148	40.42	0.197	42.00	112
427L	21.09	0.100	31.64	0.150	42.18	0.200	42.75	114
436L	21.51	0.102	32.27	0.153	43.02	0.204	43.50	116
439L	21.79	0.103	32.69	0.154	43.58	0.206	43.88	117
446L	22.05	0.105	33.08	0.157	44.10	0.209	44.63	119
450L	22.55	0.106	33.83	0.158	45.10	0.211	45.00	120
465L	22.95	0.109	34.43	0.164	45.90	0.218	46.50	124
480L	23.50	0.113	35.25	0.169	47.00	0.225	48.00	128
510L	24.27	0.120	36.41	0.179	48.54	0.239	51.00	136
514L	25.37	0.121	38.06	0.181	50.74	0.241	51.38	137
525L	25.94	0.123	38.91	0.185	51.88	0.246	52.50	140

* Weights shown are approximate.

Other widths available. Contact BANDO for price and delivery.




L - 3/8 Inch Pitch 1/2", 3/4" and 1" Wide Belts (Continued)

Part Number	1/2" Wide (050G)		3/4" Wide (075G)		1" Wide (100G)		Pitch Length (in)	Number of Teeth
	List Price	Weight*	List Price	Weight*	List Price	Weight*		
540L	26.22	0.127	39.33	0.190	52.44	0.253	54.00	144
548L	26.40	0.129	39.60	0.193	52.80	0.257	54.75	146
581L	26.60	0.136	39.90	0.204	53.20	0.272	58.13	155
600L	26.90	0.141	40.35	0.211	53.80	0.281	60.00	160
605L	27.20	0.142	40.80	0.213	54.40	0.284	60.38	161
619L	29.88	0.145	44.82	0.218	59.76	0.290	61.88	165
630L	30.20	0.148	45.30	0.222	60.40	0.295	63.00	168
640L	31.39	0.150	47.09	0.225	62.78	0.300	63.75	170
653L	31.99	0.153	47.99	0.230	63.98	0.306	65.25	174
660L	32.54	0.155	48.81	0.232	65.08	0.310	66.00	176
697L	34.95	0.163	52.43	0.245	69.90	0.327	69.75	186
728L	36.03	0.171	54.05	0.256	72.06	0.341	72.75	194
731L	36.70	0.171	55.05	0.257	73.40	0.343	73.13	195
767L	37.00	0.180	55.50	0.270	74.00	0.360	76.88	205
780L	37.56	0.183	56.34	0.274	75.12	0.366	78.00	208
788L	41.79	0.185	62.69	0.277	83.58	0.370	78.75	210
806L	42.37	0.189	63.56	0.284	84.74	0.378	80.63	215
855L	43.68	0.200	65.52	0.301	87.36	0.401	85.50	228
863L	44.20	0.202	66.30	0.304	88.40	0.405	86.25	230
881L	44.91	0.207	67.37	0.310	89.82	0.413	88.13	235
915L	47.48	0.215	71.22	0.322	94.96	0.429	91.50	244
919L	47.69	0.216	71.54	0.323	95.38	0.431	91.88	245
938L	48.62	0.220	72.93	0.330	97.24	0.440	93.75	250
1294L	55.28	0.296	82.92	0.406	110.56	0.516	129.38	345

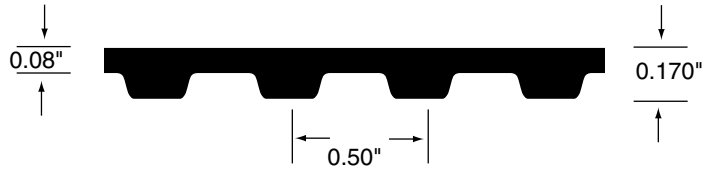
* Weights shown are approximate.

Other widths available. Contact BANDO for price and delivery.

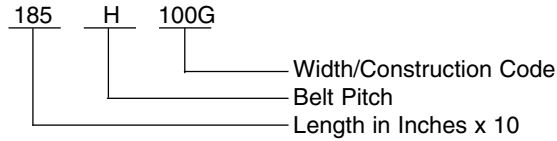
Synchro-Link® Timing Belts - Neoprene (RMA)



Nominal Dimensions



Part Number Example



Part number includes the width/construction suffix in parenthesis below.
Example: A 1" wide 185H is a part number 185H100G.

H - 1/2 Inch Pitch for 1", 1-1/2", 2" and 3" Wide Belts

Synchro-Link® Timing Belts - Neoprene (RMA)

Part Number	1" Wide (100G)		1-1/2" Wide (150G)		2" Wide (200G)		3" Wide (300G)		Pitch Length (in)	Number of Teeth
	List Price	Weight*	List Price	Weight*	List Price	Weight*	List Price	Weight*		
185H	19.45	0.107	29.18	0.161	38.90	0.215	58.35	0.322	18.50	37
225H	20.25	0.120	30.38	0.181	40.50	0.241	60.75	0.361	22.50	45
230H	21.47	0.133	32.21	0.200	42.94	0.267	64.41	0.400	23.00	46
240H	21.89	0.139	32.84	0.209	43.78	0.278	65.67	0.418	24.00	48
245H	22.81	0.142	34.22	0.213	45.62	0.284	68.43	0.426	24.50	49
270H	23.30	0.157	34.95	0.235	46.60	0.313	69.90	0.470	27.00	54
280H	23.89	0.162	35.84	0.244	47.78	0.325	71.67	0.487	28.00	56
300H	25.88	0.174	38.82	0.261	51.76	0.348	77.64	0.522	30.00	60
310H	26.97	0.180	40.46	0.270	53.94	0.360	80.91	0.539	31.00	62
315H	28.73	0.183	43.10	0.274	57.46	0.365	86.19	0.548	31.50	63
320H	29.31	0.186	43.97	0.278	58.62	0.371	87.93	0.557	32.00	64
330H	31.12	0.191	46.68	0.287	62.24	0.383	93.36	0.574	33.00	66
340H	32.17	0.197	48.26	0.296	64.34	0.394	96.51	0.592	34.00	68
350H	32.84	0.203	49.26	0.305	65.68	0.406	98.52	0.609	35.00	70
360H	33.12	0.209	49.68	0.313	66.24	0.418	99.36	0.627	36.00	72
370H	33.98	0.215	50.97	0.322	67.96	0.429	101.94	0.644	37.00	74
375H	34.91	0.218	52.37	0.326	69.82	0.435	104.73	0.653	37.50	75
390H	35.67	0.226	53.51	0.339	71.34	0.452	107.01	0.679	39.00	78
400H	37.28	0.232	55.92	0.348	74.56	0.464	111.84	0.696	40.00	80
410H	38.27	0.238	57.41	0.357	76.54	0.476	114.81	0.714	41.00	82
420H	38.99	0.244	58.49	0.365	77.98	0.487	116.97	0.731	42.00	84
430H	39.96	0.249	59.94	0.374	79.92	0.499	119.88	0.748	43.00	86
450H	42.11	0.261	63.17	0.392	84.22	0.522	126.33	0.783	45.00	90
465H	43.18	0.270	64.77	0.405	86.36	0.539	129.54	0.809	46.50	93
480H	44.28	0.278	66.42	0.418	88.56	0.557	132.84	0.835	48.00	96
490H	45.61	0.284	68.42	0.426	91.22	0.568	136.83	0.853	49.00	98
510H	47.65	0.296	71.48	0.444	95.30	0.592	142.95	0.888	51.00	102
530H	49.26	0.307	73.89	0.461	98.52	0.615	147.78	0.922	53.00	106
540H	50.76	0.313	76.14	0.470	101.52	0.627	152.28	0.940	54.00	108
560H	52.12	0.325	78.18	0.487	104.24	0.650	156.36	0.975	56.00	112
565H	52.34	0.328	78.51	0.492	104.68	0.656	157.02	0.984	56.50	113
570H	52.87	0.331	79.31	0.496	105.74	0.661	158.61	0.992	57.00	114
580H	53.88	0.336	80.82	0.505	107.76	0.673	161.64	1.009	58.00	116
600H	55.12	0.348	82.68	0.522	110.24	0.696	165.36	1.044	60.00	120
605H	56.36	0.351	84.54	0.526	112.72	0.702	169.08	1.053	60.50	121
630H	58.45	0.365	87.68	0.548	116.90	0.731	175.35	1.096	63.00	126
640H	59.78	0.371	89.67	0.575	119.56	0.743	179.34	1.114	64.00	128
650H	60.15	0.377	90.23	0.566	120.30	0.754	180.45	1.131	65.00	130
660H	61.27	0.383	91.91	0.574	122.54	0.766	183.81	1.149	66.00	132
680H	63.37	0.394	95.06	0.592	126.74	0.789	190.11	1.183	68.00	136
700H	65.65	0.406	98.48	0.609	131.30	0.812	196.95	1.218	70.00	140
730H	66.98	0.423	100.47	0.635	133.96	0.847	200.94	1.270	73.00	146
750H	68.18	0.435	102.27	0.653	136.36	0.870	204.54	1.305	75.00	150
760H	70.60	0.441	105.90	0.661	141.20	0.882	211.80	1.323	76.00	152
770H	71.58	0.447	107.37	0.670	143.16	0.893	214.74	1.340	77.00	154

* Weights shown are approximate.

Other widths available. Contact BANDO for price and delivery.




H - 1/2 Inch Pitch for 1", 1-1/2", 2" and 3" Wide Belts (Continued)

Part Number	1" Wide (100G)		1-1/2" Wide (150G)		2" Wide (200G)		3" Wide (300G)		Pitch Length (in)	Number of Teeth
	List Price	Weight*	List Price	Weight*	List Price	Weight*	List Price	Weight*		
800H	73.37	0.464	110.06	0.696	146.74	0.928	220.11	1.392	80.00	160
810H	75.41	0.470	113.12	0.705	150.82	0.940	226.23	1.410	81.00	162
820H	76.32	0.476	114.48	0.714	152.64	0.951	228.96	1.427	82.00	164
840H	78.03	0.487	117.05	0.731	156.06	0.975	234.09	1.462	84.00	168
850H	79.09	0.493	118.64	0.740	158.18	0.986	237.27	1.479	85.00	170
860H	80.09	0.499	120.14	0.748	160.18	0.998	240.27	1.497	86.00	172
880H	82.16	0.510	123.24	0.766	164.32	1.021	246.48	1.531	88.00	176
900H	85.12	0.522	127.68	0.783	170.24	1.044	255.36	1.566	90.00	180
950H	88.61	0.551	132.92	0.827	177.22	1.102	265.83	1.653	95.00	190
985H	91.65	0.571	137.48	0.857	183.30	1.143	274.95	1.714	98.50	197
1000H	93.23	0.580	139.85	0.870	186.46	1.160	279.69	1.740	100.00	200
1020H	94.87	0.592	142.31	0.888	189.74	1.183	284.61	1.775	102.00	204
1050H	97.73	0.609	146.60	0.914	195.46	1.218	293.19	1.827	105.00	210
1100H	102.54	0.638	153.81	0.957	205.08	1.276	307.62	1.914	110.00	220
1130H	104.87	0.650	157.31	0.975	209.74	1.300	314.61	1.949	113.00	226
1140H	106.06	0.661	159.09	0.992	212.12	1.323	318.18	1.984	114.00	228
1250H	112.34	0.725	168.51	1.088	224.68	1.450	337.02	2.175	125.00	250
1325H	123.40	0.769	185.10	1.153	246.80	1.537	370.20	2.306	132.50	265
1350H	124.19	0.783	186.29	1.175	248.38	1.566	372.57	2.349	135.00	270
1400H	126.18	0.812	189.27	1.218	252.36	1.624	378.54	2.436	140.00	280
1680H	133.02	0.899	199.53	1.349	266.04	1.798	399.06	2.698	168.00	336
1700H	135.76	0.986	203.64	1.479	271.52	1.972	407.28	2.959	170.00	340

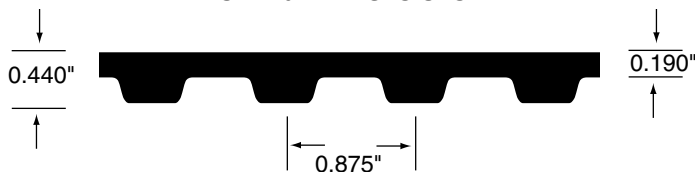
* Weights shown are approximate.

Other widths available. Contact BANDO for price and delivery.

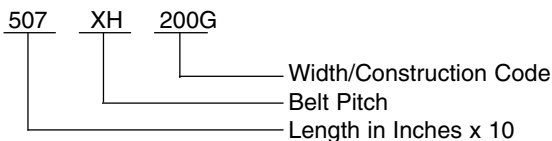
Synchro-Link® Timing Belts - Neoprene (RMA)



Nominal Dimensions



Part Number Example



Part number includes the width/construction suffix in parenthesis below. Example, a 2" wide 507XH is a part number 507XH200G.


XH - 7/8 Inch Pitch for 2", 3" and 4" Wide Belts

Synchro-Link® Timing Belts - Neoprene (RMA)

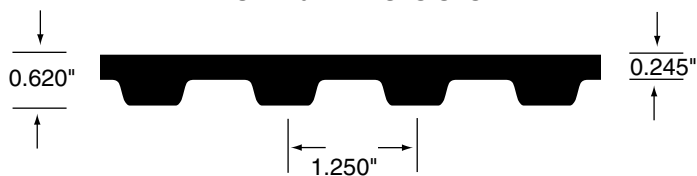
Part Number	2" Wide (200G)		3" Wide (300G)		4" Wide (400G)		Pitch Length (in)	Number of Teeth
	List Price	Weight*	List Price	Weight*	List Price	Weight*		
507XH	162.98	1.498	229.36	2.247	295.80	2.996	50.75	58
560XH	174.40	1.654	245.92	2.482	317.52	3.309	56.00	64
630XH	185.76	1.861	262.48	2.792	339.26	3.723	63.00	72
700XH	200.90	2.068	284.58	3.102	368.24	4.136	70.00	80
735XH	206.60	2.172	309.90	3.257	413.20	4.343	73.50	84
770XH	212.30	2.275	318.45	3.412	424.60	4.550	77.00	88
840XH	227.50	2.482	341.25	3.723	455.00	4.963	84.00	96
875XH	240.75	2.585	361.13	3.878	481.50	5.170	87.50	100
927XH	247.87	2.740	371.81	4.111	495.74	5.481	92.75	106
980XH	254.04	2.895	381.06	4.343	508.08	5.791	98.00	112
1120XH	276.82	3.309	415.23	4.963	553.64	6.618	112.00	128
1260XH	305.26	3.723	457.89	5.584	610.52	7.445	126.00	144
1400XH	333.75	4.136	500.63	6.204	667.50	8.272	140.00	160
1540XH	352.72	4.550	529.08	6.825	705.44	9.100	154.00	176
1750XH	400.10	5.170	600.15	7.755	800.20	10.340	175.00	200

* Weights shown are approximate.

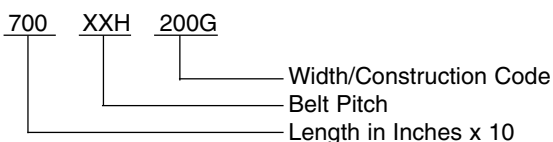
Other widths available. Contact BANDO for price and delivery.



Nominal Dimensions



Part Number Example



Part number includes the width/construction suffix in parenthesis below.
Example, a 2" wide 700XXH is a part number 700XXH200G.

XXH - 1-1/4 Inch Pitch for 2", 3", 4" and 5" Wide Belts

Part Number	2" Wide (200G)		3" Wide (300G)		4" Wide (400G)		5" Wide (500G)		Pitch Length (in)	Number of Teeth
	List Price	Weight*	List Price	Weight*	List Price	Weight*	List Price	Weight*		
700XXH	241.22	3.049	341.44	4.574	441.00	6.098	542.24	7.623	70.00	56
800XXH	264.02	3.485	374.54	5.227	484.64	6.970	596.04	8.712	80.00	64
900XXH	286.90	3.920	407.66	5.881	527.74	7.841	649.86	9.801	90.00	72
1000XXH	309.76	4.356	440.78	6.534	570.84	8.712	703.66	10.890	100.00	80
1200XXH	350.28	5.227	507.00	7.841	657.10	10.454	811.28	13.068	120.00	96
1400XXH	396.02	6.098	573.22	9.148	743.30	12.197	918.90	15.246	140.00	112
1600XXH	441.70	6.970	639.46	10.454	829.54	13.939	1024.00	17.424	160.00	128
1800XXH	491.54	7.841	705.68	11.761	919.94	15.682	1134.14	19.602	180.00	144
1915XXH	516.19	8.277	738.79	12.415	965.14	16.554	1189.21	20.691	191.25	153

* Weights shown are approximate.

Other widths available. Contact BANDO for price and delivery.


Synchro-Link® Operating Conditions

BANDO Synchro-Link® belts will yield maximum service life providing they are not subjected to conditions that exceed their operating capabilities.

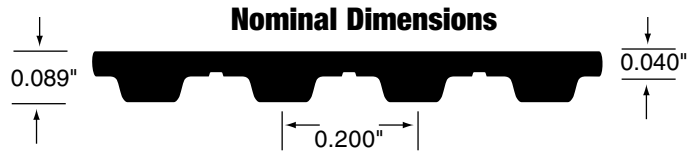
- Allowable ambient temperature range – neoprene
-22°F to +194°F
-30°C to +90°C
- Allowable ambient temperature range – polyurethane
-22°F to +176°F
-30°C to +80°C
- Maximum allowable operating speed – neoprene
7,000 feet/min
- Maximum allowable operating speed – polyurethane
4,000 feet/min

For applications that exceed these limits, consult BANDO Engineering for assistance in drive design and selection.


Synchro-Link® Timing Belts - Neoprene (RMA)



Fiberglass tensile cord for increased flexibility and greater durability.



Part Number Example



Part number includes the width/construction suffix in parenthesis below. Example, a 1/4" wide 60XL is a part number 60XL025UG.


XL - 1/5 Inch Pitch for 1/4" and 3/8" Wide Belts

Synchro-Link® Timing Belts - Polyurethane (RMA)

Part Number	1/4" Wide (025UG)		3/8" Wide (037UG)		Pitch Length (in)	Number of Teeth
	List Price	Weight*	List Price	Weight*		
60XL	2.92	0.006	3.00	0.007	6.00	30
70XL	3.00	0.007	3.08	0.008	7.00	35
80XL	3.08	0.008	3.16	0.009	8.00	40
90XL	3.16	0.009	3.24	0.010	9.00	45
96XL	3.22	0.010	3.30	0.011	9.60	48
100XL	3.28	0.010	3.36	0.011	10.00	50
102XL	3.32	0.110	3.40	0.011	10.20	51
110XL	3.36	0.011	3.44	0.012	11.00	55
114XL	3.40	0.012	3.48	0.013	11.40	57
120XL	3.44	0.013	3.52	0.014	12.00	60
130XL	3.52	0.014	3.60	0.015	13.00	65
140XL	3.68	0.015	3.76	0.016	14.00	70
150XL	3.72	0.016	3.80	0.017	15.00	75
154XL	3.75	0.016	3.83	0.017	15.40	77
156XL	3.78	0.017	3.86	0.018	15.60	78
160XL	3.80	0.017	3.88	0.018	16.00	80
166XL	3.83	0.017	3.91	0.018	16.60	83
168XL	3.86	0.018	3.94	0.019	16.80	84
170XL	3.88	0.018	3.96	0.019	17.00	85
180XL	3.96	0.019	4.04	0.020	18.00	90
190XL	4.08	0.020	4.16	0.021	19.00	95
198XL	4.12	0.021	4.20	0.022	19.80	99
200XL	4.16	0.021	4.24	0.022	20.00	100
202XL	4.20	0.022	4.28	0.023	20.20	101
210XL	4.24	0.022	4.32	0.023	21.00	105
212XL	4.28	0.023	4.36	0.024	21.20	106
220XL	4.32	0.023	4.40	0.024	22.00	110
230XL	4.44	0.024	4.52	0.025	23.00	115
236XL	4.48	0.025	4.56	0.026	23.60	118
240XL	4.52	0.025	4.60	0.026	24.00	120
250XL	4.60	0.026	4.68	0.027	25.00	125
254XL	4.64	0.027	4.72	0.028	25.40	127
260XL	4.68	0.027	4.76	0.028	26.00	130
290XL	4.98	0.027	5.06	0.028	29.00	145
300XL	5.14	0.028	5.22	0.029	30.00	150
320XL	6.25	0.028	6.33	0.029	32.00	160
330XL	7.36	0.029	7.44	0.030	33.00	165
376XL	8.47	0.029	8.55	0.030	37.60	188
396XL	8.59	0.030	8.67	0.031	39.60	198
414XL	8.70	0.030	8.78	0.031	41.40	207
430XL	10.11	0.031	10.19	0.032	43.00	215
460XL	11.52	0.033	11.60	0.034	46.00	230
478XL	12.93	0.034	13.01	0.035	47.80	239
480XL	14.34	0.035	14.42	0.036	48.00	240
490XL	15.75	0.036	15.83	0.037	49.00	245
512XL	17.16	0.038	17.24	0.039	51.20	256
564XL	18.57	0.039	18.65	0.040	56.40	282
630XL	19.98	0.040	20.06	0.041	63.00	315
670XL	21.39	0.041	21.47	0.042	67.00	335
686XL	22.80	0.043	22.88	0.044	68.60	343
730XL	24.21	0.044	24.29	0.045	73.00	365

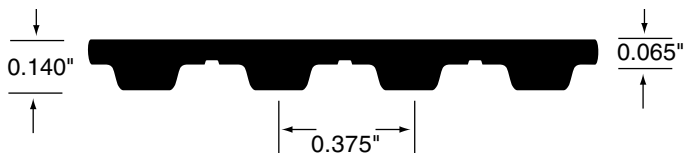
* Weights shown are approximate.

Other widths available. Contact BANDO for price and delivery.

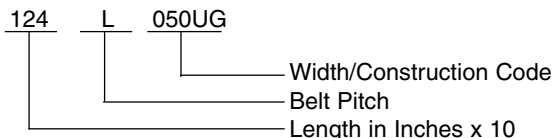


Fiberglass tensile cord
for increased flexibility
and greater durability.

Nominal Dimensions



Part Number Example



Part number includes the width/construction suffix in parenthesis below.
Example, a 1/2" wide 124L is a part number 124L050UG.

L - 3/8 Inch Pitch for 1/2", 3/4" and 1" Wide Belts

Part Number	1/2" Wide (050UG)		3/4" Wide (075UG)		1" Wide (100UG)		Pitch Length (in)	Number of Teeth
	List Price	Weight*	List Price	Weight*	List Price	Weight*		
124L	8.23	0.020	11.70	0.050	14.99	0.070	12.38	33
150L	9.08	0.030	12.98	0.060	16.71	0.078	15.00	40
165L	9.52	0.039	14.28	0.063	19.04	0.082	16.50	44
187L	9.90	0.040	14.85	0.070	19.80	0.090	18.75	50
210L	10.75	0.040	16.13	0.080	21.50	0.100	21.00	56
225L	11.05	0.050	16.58	0.080	22.10	0.110	22.50	60
240L	11.61	0.060	17.42	0.090	23.22	0.120	24.00	64
255L	11.87	0.060	17.81	0.090	23.74	0.130	25.50	68
270L	12.42	0.060	18.63	0.100	24.84	0.130	27.00	72
285L	12.72	0.070	19.08	0.100	25.44	0.140	28.50	76
300L	13.28	0.070	19.92	0.110	26.56	0.150	30.00	80
322L	13.84	0.080	20.76	0.120	27.68	0.160	32.25	86
345L	14.39	0.080	21.59	0.123	28.78	0.170	34.50	92
360L	14.73	0.085	22.10	0.128	29.46	0.170	36.00	96
367L	14.91	0.090	22.37	0.130	29.82	0.180	36.75	98
390L	15.77	0.090	23.66	0.140	31.54	0.190	39.00	104
420L	19.84	0.099	29.76	0.148	39.68	0.198	42.00	112
450L	20.28	0.106	30.42	0.159	40.56	0.212	45.00	120
480L	20.79	0.120	31.19	0.170	41.58	0.240	48.00	128
510L	20.99	0.123	31.49	0.183	41.98	0.250	51.00	136
540L	21.42	0.127	32.13	0.197	42.84	0.260	54.00	144
600L	21.63	0.130	32.45	0.210	43.26	0.270	60.00	160

* Weights shown are approximate.

Other widths available. Contact BANDO for price and delivery.

Synchro-Link® Belt Handling


BANDO Synchro-Link® handling during storage and shipping requires some additional precautions to ensure optimum belt life.

- A. Synchro-Link® belts should be stored and packaged in such a way as to avoid any sharp bends or "crimping" which will cause internal damage to the belt tension members.
- B. Store Synchro-Link® belts where they are protected from extremes in temperature, high ambient moisture or direct sunlight.

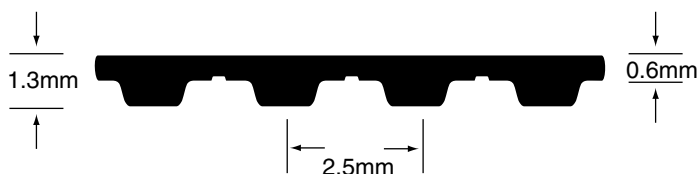
Synchro-Link® Timing Belts - Polyurethane (RMA)



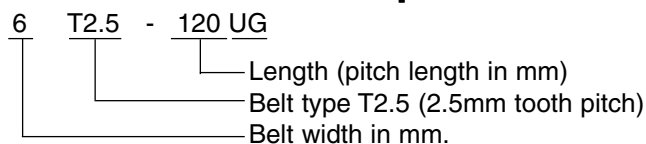
Nominal Dimensions



Fiberglass tensile cord for increased flexibility and greater durability.



Part Number Example




T2.5 - 2.5mm Pitch for 3mm, 4mm, 6mm, 8mm, 10mm and 12mm Wide Belts

Synchro-Link® Timing Belts - Polyurethane (Metric)

Part Number	Belt Width						Pitch Length		Number of Teeth
	List Price 3mm	List Price 4mm	List Price 6mm	List Price 8mm	List Price 10mm	List Price 12mm	(in)	(mm)	
T2.5-120	1.97	2.38	3.11	3.61	4.11	5.49	4.72	120.0	48
T2.5-145	2.00	2.43	3.25	3.79	4.29	5.75	5.71	145.0	58
T2.5-160	2.01	2.51	3.34	3.89	4.39	5.90	6.30	160.0	64
T2.5-177.5	2.01	2.51	3.34	3.89	4.39	5.90	6.99	177.5	71
T2.5-200	2.06	2.61	3.43	3.98	4.57	6.08	7.87	200.0	80
T2.5-230	2.13	2.68	3.55	4.16	4.76	6.29	9.06	230.0	92
T2.5-245	2.19	2.74	3.61	4.25	4.85	6.40	9.65	245.0	98
T2.5-265	2.24	2.79	3.75	4.34	4.98	6.72	10.43	265.0	106
T2.5-285	2.24	2.88	3.84	4.48	5.17	6.90	11.22	285.0	114
T2.5-305	2.33	2.93	3.93	4.62	5.26	7.13	12.01	305.0	122
T2.5-317.5	2.33	2.93	3.93	4.62	5.26	7.13	12.50	317.5	127
T2.5-330	2.33	2.93	3.93	4.62	5.26	7.13	12.99	330.0	132
T2.5-380	2.42	3.06	4.16	4.85	5.58	7.50	14.96	380.0	152
T2.5-420	2.56	3.25	4.34	5.12	5.90	7.96	16.54	420.0	168
T2.5-480	2.61	3.34	4.53	5.35	6.17	8.37	18.90	480.0	192
T2.5-500	2.70	3.43	4.66	5.49	6.31	8.55	19.69	500.0	200
T2.5-600	2.88	3.59	5.07	5.99	6.86	9.37	23.62	600.0	240
T2.5-620	2.92	3.69	5.15	6.08	6.99	9.53	24.41	620.0	248
T2.5-650	2.97	3.84	5.26	6.22	7.18	9.78	25.59	650.0	260
T2.5-680	3.11	4.02	5.50	6.51	7.51	10.23	26.77	680.0	272
T2.5-780	3.25	4.16	5.76	6.81	7.91	10.84	30.71	780.0	312
T2.5-880	3.38	4.40	6.16	7.30	8.48	11.61	34.65	880.0	352
T2.5-915	3.52	4.57	6.40	7.59	8.82	12.07	36.02	915.0	366
T2.5-950	3.65	4.74	6.64	7.88	9.17	12.53	37.40	950.0	380
T2.5-1185	4.55	5.91	8.28	9.83	11.44	15.63	46.65	1185.0	474

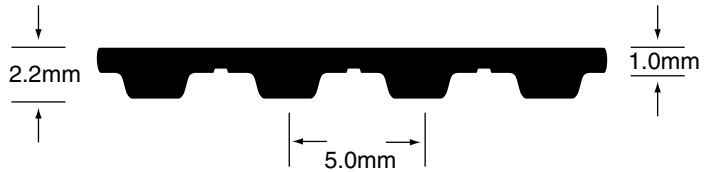
Other widths available. Contact BANDO for price and delivery.

Contact Bando Technical Department if weights are required.

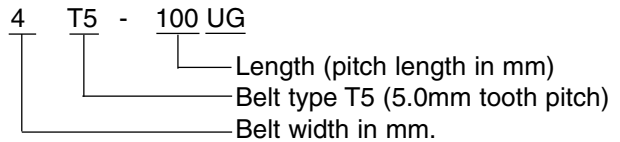


Fiberglass tensile cord for increased flexibility and greater durability.

Nominal Dimensions



Part Number Example



T5 - 5mm Pitch for 4mm, 6mm, 8mm, 10mm, 12mm, 16mm, 20mm and 25mm Wide Belts

Part Number	Belt Width								Pitch Length		Number of Teeth
	List Price 4mm	List Price 6mm	List Price 8mm	List Price 10mm	List Price 12mm	List Price 16mm	List Price 20mm	List Price 25mm	(in)	(mm)	
T5-100	1.42	2.24	2.59	2.98	3.97	4.78	5.76	7.37	3.94	100.0	20
T5-150	2.13	3.35	3.89	4.47	5.95	7.16	8.64	11.05	5.91	150.0	30
T5-165	2.34	3.69	4.28	4.92	6.55	7.88	9.50	12.16	6.50	165.0	33
T5-180	2.34	3.69	4.28	4.92	6.55	7.88	9.50	12.16	7.09	180.0	36
T5-185	2.34	3.69	4.28	4.92	6.55	7.88	9.50	12.16	7.29	185.0	37
T5-200	2.34	3.69	4.28	4.92	6.55	7.88	9.50	12.16	7.88	200.0	40
T5-215	2.41	3.79	4.43	5.07	6.75	8.08	9.85	12.61	8.47	215.0	43
T5-220	2.41	3.79	4.43	5.07	6.75	8.08	9.85	12.61	8.67	220.0	44
T5-225	2.41	3.79	4.43	5.07	6.75	8.08	9.85	12.61	8.87	225.0	45
T5-245	2.46	3.89	4.58	5.22	6.99	8.37	10.14	13.05	9.65	245.0	49
T5-250	2.49	4.04	4.68	5.37	7.24	8.67	10.49	13.49	9.85	250.0	50
T5-255	2.49	4.04	4.68	5.37	7.24	8.67	10.49	13.49	10.04	255.0	51
T5-260	2.49	4.04	4.68	5.37	7.24	8.67	10.49	13.49	10.24	260.0	52
T5-270	2.49	4.04	4.68	5.37	7.24	8.67	10.49	13.49	10.63	270.0	54
T5-275	2.59	4.14	4.83	5.56	7.44	8.96	10.83	13.93	10.83	275.0	55
T5-280	2.59	4.14	4.83	5.56	7.44	8.96	10.83	13.93	11.02	280.0	56
T5-295	2.59	4.14	4.83	5.56	7.44	8.96	10.83	13.93	11.61	295.0	59
T5-300	2.61	4.19	4.97	5.66	7.68	9.21	11.18	14.38	11.81	300.0	60
T5-305	2.61	4.23	4.97	5.66	7.68	9.21	11.18	14.38	12.01	305.0	61
T5-330	2.61	4.23	4.97	5.66	7.68	9.21	11.18	14.38	12.99	330.0	66
T5-340	2.66	4.33	5.12	5.86	7.88	9.45	11.47	14.82	13.39	340.0	68
T5-350	2.66	4.33	5.12	5.86	7.88	9.45	11.47	14.82	13.78	350.0	70
T5-355	2.66	4.33	5.12	5.86	7.88	9.45	11.47	14.82	13.98	355.0	71
T5-365	2.73	4.48	5.22	6.01	8.08	9.75	11.82	15.26	14.37	365.0	73
T5-390	2.83	4.58	5.37	6.16	8.32	10.00	12.16	15.71	15.35	390.0	78
T5-400	2.83	4.58	5.37	6.16	8.32	10.00	12.16	15.71	15.75	400.0	80
T5-410	2.91	4.68	5.51	6.35	8.57	10.29	12.51	16.15	16.14	410.0	82
T5-420	2.91	4.68	5.51	6.35	8.57	10.29	12.51	16.15	16.54	420.0	84
T5-425	2.91	4.68	5.51	6.35	8.57	10.29	12.52	16.15	16.73	425.0	85
T5-450	2.95	4.78	5.61	6.45	8.76	10.59	12.80	16.54	17.72	450.0	90
T5-455	2.95	4.78	5.61	6.45	8.76	10.59	12.80	16.54	17.91	455.0	91
T5-460	2.97	4.83	5.67	6.20	8.86	10.71	12.94	16.72	18.11	460.0	92
T5-475	2.98	4.87	5.76	6.65	9.01	10.78	13.15	16.99	18.70	475.0	95
T5-480	2.98	4.87	5.76	6.65	9.01	10.78	13.15	16.99	18.90	480.0	96
T5-500	3.08	5.02	5.91	6.80	9.21	11.08	13.49	17.43	19.69	500.0	100
T5-510	3.10	5.12	6.01	6.94	9.40	11.37	13.84	17.87	20.08	510.0	102
T5-525	3.10	5.12	6.01	6.94	9.40	11.37	13.84	17.87	20.67	525.0	105
T5-545	3.15	5.22	6.16	7.09	9.65	11.67	14.13	18.32	21.46	545.0	109
T5-550	3.15	5.22	6.16	7.09	9.65	11.67	14.13	18.32	21.65	550.0	110
T5-560	3.23	5.32	6.30	7.29	9.85	11.92	14.48	18.76	22.05	560.0	112
T5-575	3.23	5.32	6.30	7.29	9.85	11.92	14.48	18.76	22.64	575.0	115
T5-590	3.34	5.47	6.44	7.16	10.17	12.25	14.92	19.32	23.23	590.0	118
T5-600	3.40	5.56	6.55	7.58	10.34	12.46	15.17	19.65	23.62	600.0	120
T5-610	3.40	5.56	6.55	7.58	10.34	12.46	15.17	19.65	24.02	610.0	122
T5-620	3.40	5.56	6.55	7.58	10.34	12.46	15.17	19.65	24.41	620.0	124

Synchro-Link® Timing Belts - Polyurethane (Metric)

Other widths available. Contact BANDO for price and delivery.

Contact Bando Technical Department if weights are required.




T5 - 5mm Pitch for 4mm, 6mm, 8mm, 10mm, 12mm, 16mm, 20mm and 25mm Wide Belts (Continued)

Part Number	Belt Width								Pitch Length		Number of Teeth
	List Price 4mm	List Price 6mm	List Price 8mm	List Price 10mm	List Price 12mm	List Price 16mm	List Price 20 mm	List Price 25 mm	(in)	(mm)	
T5-630	3.40	5.56	6.55	7.58	10.34	12.46	15.17	19.65	24.80	630.0	126
T5-640	3.42	5.66	6.70	7.73	10.54	12.70	15.46	20.09	25.20	640.0	128
T5-650	3.42	5.66	6.70	7.73	10.54	12.70	15.46	20.09	25.59	650.0	130
T5-660	3.47	5.76	6.80	7.88	10.73	13.00	15.81	20.53	25.98	660.0	132
T5-690	3.55	5.86	6.94	8.08	10.98	13.29	16.15	20.98	27.17	690.0	138
T5-695	3.55	5.86	6.94	8.08	10.98	13.29	16.15	20.98	27.36	695.0	139
T5-700	3.55	5.86	6.94	8.08	10.98	13.29	16.15	20.98	27.56	700.0	140
T5-720	3.59	6.01	7.09	8.22	11.18	13.54	16.50	21.42	28.35	720.0	144
T5-750	3.64	6.06	7.24	8.37	11.42	13.79	16.79	21.86	29.53	750.0	150
T5-780	3.72	6.20	7.34	8.52	11.67	14.08	17.14	22.31	30.71	780.0	156
T5-815	3.79	6.35	7.63	8.81	12.11	14.62	17.73	23.19	32.09	815.0	163
T5-830	3.86	6.42	7.69	8.90	12.16	14.74	17.90	23.36	32.68	830.0	166
T5-840	3.91	6.50	7.78	9.01	12.31	14.92	18.12	23.64	33.07	840.0	168
T5-850	3.93	6.54	7.82	9.06	12.38	15.00	18.24	23.79	33.46	850.0	170
T5-860	3.98	6.62	7.91	9.17	12.53	15.18	18.45	24.07	33.86	860.0	172
T5-885	4.04	6.75	8.03	9.31	12.75	15.41	18.81	25.42	34.84	885.0	177
T5-900	4.04	6.75	8.03	9.31	12.75	15.41	18.81	24.52	35.43	900.0	180
T5-940	4.14	6.95	8.21	9.69	13.14	15.91	19.48	25.00	37.01	940.0	188
T5-990	4.21	7.04	8.42	9.80	13.44	16.25	19.79	25.85	38.98	990.0	198
T5-1000	4.46	7.09	8.48	9.88	13.54	16.38	19.95	26.05	39.37	1000.0	200
T5-1075	4.49	7.48	8.96	10.44	14.28	17.33	21.12	27.57	42.32	1075.0	215
T5-1100	4.53	7.63	9.11	10.54	14.48	17.63	21.47	28.02	43.30	1100.0	220
T5-1160	4.57	7.67	9.17	10.72	13.95	17.86	21.77	29.40	45.67	1160.0	232
T5-1215	4.78	8.03	9.60	11.23	15.41	18.71	22.80	29.79	47.83	1215.0	243
T5-1275	5.01	8.43	10.07	11.78	16.17	19.63	23.92	30.62	50.20	1275.0	255
T5-1280	5.04	8.46	10.11	11.83	16.23	19.66	24.02	31.38	50.39	1280.0	256
T5-1315	5.18	8.69	10.39	12.16	16.67	20.20	24.68	32.24	51.77	1315.0	263
T5-1380	5.42	9.04	10.78	12.61	17.38	21.05	25.68	33.61	54.33	1380.0	276
T5-1440	5.65	9.43	11.25	13.15	18.13	21.96	26.80	35.07	56.69	1440.0	288

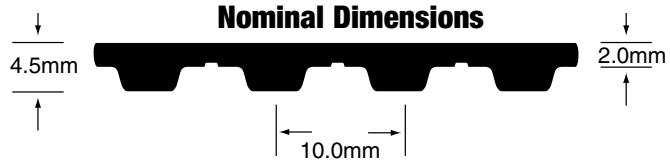
Other widths available. Contact BANDO for price and delivery.

Contact Bando Technical Department if weights are required.

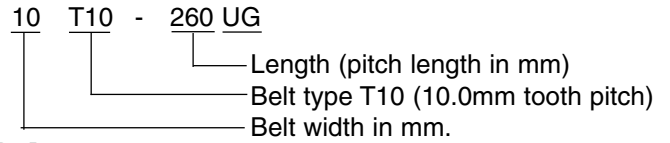
Synchro-Link® Timing Belts - Polyurethane (Metric)



Fiberglass tensile cord for increased flexibility and greater durability.



Part Number Example




T10 - 10mm Pitch for 10mm, 14mm, 16mm, 20mm, 25mm, 30mm, 32mm and 50mm Wide Belts

Part Number	Belt Width								Pitch Length		Number of Teeth
	List Price 10mm	List Price 14mm	List Price 16mm	List Price 20mm	List Price 25mm	List Price 30mm	List Price 32mm	List Price 50mm	(in)	(mm)	
T10-260	5.89	7.84	8.92	10.71	13.80	15.83	16.76	25.59	10.24	260.0	26
T10-340	6.66	8.87	10.09	12.12	15.61	17.91	18.96	28.95	13.39	340.0	34
T10-370	6.66	8.87	10.09	12.12	15.61	17.91	18.96	28.95	14.57	370.0	37
T10-400	6.87	9.18	10.42	12.53	16.13	18.55	19.65	30.09	15.75	400.0	40
T10-410	7.03	9.47	10.75	12.95	16.69	19.19	20.33	31.16	16.14	410.0	41
T10-440	7.24	9.76	11.08	13.36	17.27	19.83	21.01	32.30	17.32	440.0	44
T10-450	7.31	9.86	11.19	13.50	17.44	20.03	21.22	32.63	17.72	450.0	45
T10-460	7.38	9.96	11.31	13.62	17.60	20.27	21.44	32.93	18.11	460.0	46
T10-480	7.52	10.14	13.80	13.80	17.92	20.64	21.83	33.53	18.90	480.0	48
T10-490	7.58	10.22	11.60	13.99	18.08	20.76	22.00	33.82	19.29	490.0	49
T10-500	7.65	10.38	11.79	14.19	18.38	21.16	22.42	34.51	19.69	500.0	50
T10-530	7.82	10.67	12.12	14.60	18.96	21.80	23.10	35.61	20.87	530.0	53
T10-560	8.23	11.25	12.78	15.43	20.04	23.16	24.53	37.87	22.05	560.0	56
T10-600	8.45	11.67	13.25	15.97	20.82	24.03	25.45	39.40	23.62	600.0	60
T10-610	8.60	11.87	13.48	16.25	21.18	24.44	25.89	40.08	24.02	610.0	61
T10-630	8.60	11.87	13.48	16.25	21.18	24.44	25.89	40.08	24.80	630.0	63
T10-660	8.77	12.12	13.77	16.67	21.73	25.13	26.62	41.17	25.98	660.0	66
T10-690	9.18	12.70	14.43	17.50	22.83	26.41	28.02	43.39	27.17	690.0	69
T10-700	9.18	12.70	14.43	17.50	22.83	26.41	28.02	43.39	27.56	700.0	70
T10-720	9.39	12.99	14.77	17.95	23.39	27.05	28.66	44.52	28.35	720.0	72
T10-750	9.55	13.32	15.14	18.36	23.95	27.75	29.41	45.64	29.53	750.0	75
T10-780	9.80	13.57	15.43	18.74	24.53	28.41	30.09	46.74	30.71	780.0	78
T10-810	9.97	13.90	15.80	19.19	25.08	29.06	30.77	47.87	31.89	810.0	81
T10-840	10.34	14.48	16.46	20.02	26.18	30.38	32.18	50.09	33.07	840.0	84
T10-880	10.59	14.79	16.79	20.43	26.74	31.02	32.86	51.18	34.65	880.0	88
T10-890	10.75	15.08	17.12	20.89	27.30	31.66	33.54	52.30	35.04	890.0	89
T10-900	10.75	15.08	17.12	20.89	27.30	31.66	33.54	52.30	35.43	900.0	90
T10-920	10.96	15.39	17.50	21.26	27.86	32.32	34.25	53.44	36.22	920.0	92
T10-960	11.13	15.65	17.78	21.67	28.44	33.01	34.97	54.51	37.80	960.0	96
T10-970	11.37	15.99	18.16	22.13	28.99	33.65	35.65	55.65	38.19	970.0	97
T10-980	11.37	15.99	18.16	22.13	28.99	33.65	35.65	55.65	38.58	980.0	98
T10-1010	11.54	16.28	18.49	22.50	29.51	34.31	36.33	56.75	39.76	1010.0	101
T10-1080	12.10	17.14	19.48	23.74	31.21	36.27	38.42	60.10	42.52	1080.0	108
T10-1110	12.49	17.40	20.14	24.61	32.34	37.43	39.64	62.31	43.70	1110.0	111
T10-1140	12.49	17.72	20.14	24.61	32.34	37.43	39.64	62.31	44.88	1140.0	114
T10-1150	12.70	18.05	20.51	25.02	32.86	38.26	40.53	63.43	45.28	1150.0	115
T10-1210	13.11	18.59	21.13	25.85	34.00	39.56	41.90	65.66	47.64	1210.0	121
T10-1240	13.28	18.92	21.51	26.26	34.56	40.24	42.62	66.73	48.82	1240.0	124
T10-1250	13.48	19.19	21.80	26.68	35.11	40.88	43.30	67.87	49.21	1250.0	125
T10-1300	13.69	19.50	22.17	27.09	35.69	41.53	43.99	68.99	51.18	1300.0	130
T10-1320	13.69	19.50	22.17	27.09	35.69	41.53	43.99	68.99	51.97	1320.0	132
T10-1350	14.06	20.12	22.87	27.96	36.77	42.87	45.41	71.22	53.15	1350.0	135
T10-1390	14.43	20.68	23.49	28.75	37.91	44.15	46.78	73.43	54.72	1390.0	139
T10-1400	14.43	20.68	23.49	28.75	37.91	44.15	46.78	73.43	55.12	1400.0	140
T10-1420	14.43	20.68	23.49	28.75	37.91	44.15	46.78	73.43	55.91	1420.0	142
T10-1440	14.85	21.26	24.15	29.57	39.04	45.50	48.18	75.65	56.69	1440.0	144
T10-1450	14.85	21.26	24.15	29.57	39.04	45.50	48.18	75.65	57.09	1450.0	145
T10-1460	14.85	21.26	24.15	29.57	39.04	45.50	48.18	75.65	57.48	1460.0	146
T10-1500	15.26	21.88	24.86	30.44	40.12	46.80	49.57	77.86	59.06	1500.0	150
T10-1560	15.63	22.46	25.52	31.27	41.26	48.12	50.98	80.09	61.42	1560.0	156
T10-1610	16.05	23.04	26.18	32.10	42.37	49.45	52.38	82.31	63.39	1610.0	161
T10-1750	17.21	24.82	28.21	34.58	45.72	53.38	56.54	89.01	68.90	1750.0	175
T10-1780	17.52	25.40	28.87	35.40	46.82	54.70	57.95	91.22	70.08	1780.0	178
T10-1880	18.41	26.62	30.23	37.10	49.07	57.35	60.74	95.65	74.02	1880.0	188
T10-1960	18.78	27.19	30.90	37.93	50.17	58.63	62.10	97.88	77.17	1960.0	196
T10-2250	21.09	30.71	34.91	42.93	54.80	66.55	70.50	111.22	88.58	2250.0	225

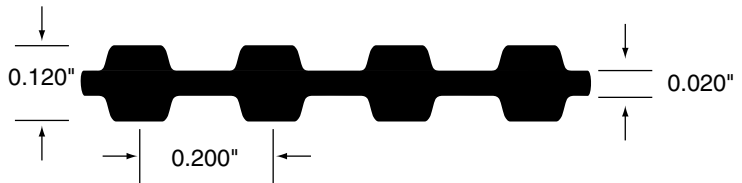
Synchro-Link® Timing Belts - Polyurethane (Metric)

Other widths available. Contact BANDO for price and delivery.

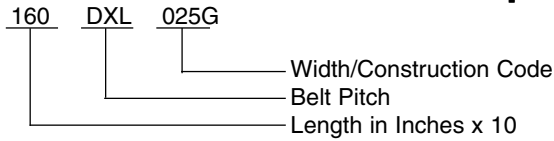
Contact Bando Technical Department if weights are required.



Nominal Dimensions



Part Number Example



Part number includes the width/construction suffix in parenthesis below.
Example: A 1/4" wide 160DXL is a part number 160DXL025G.

Synchro-Link® Double Sided Timing Belts Neoprene (RMA)

DXL - 1/5 Inch Pitch for 1/4" and 3/8" Wide Belts

Part Number	1/4" Wide (025G)		3/8" Wide (037G)		Pitch Length (in)	Number of Teeth
	List Price	Weight*	List Price	Weight*		
160DXL	8.69	0.020	11.81	0.030	16.00	80
162DXL	8.73	0.020	11.85	0.030	16.20	81
164DXL	8.77	0.020	11.89	0.030	16.40	82
166DXL	8.81	0.020	11.92	0.030	16.60	83
168DXL	8.85	0.020	11.95	0.030	16.80	84
170DXL	8.89	0.020	11.99	0.030	17.00	85
172DXL	8.92	0.020	12.06	0.030	17.20	86
174DXL	8.96	0.020	12.14	0.030	17.40	87
176DXL	8.99	0.020	12.21	0.030	17.60	88
178DXL	9.03	0.030	12.29	0.040	17.80	89
180DXL	9.06	0.030	12.36	0.040	18.00	90
182DXL	9.11	0.030	12.41	0.040	18.20	91
184DXL	9.17	0.030	12.47	0.040	18.40	92
188DXL	9.28	0.030	12.58	0.040	18.80	94
190DXL	9.33	0.030	12.63	0.040	19.00	95
194DXL	9.39	0.030	12.72	0.040	19.40	97
196DXL	9.45	0.030	12.80	0.040	19.60	98
198DXL	9.49	0.030	12.85	0.040	19.80	99
200DXL	9.53	0.030	12.91	0.040	20.00	100
202DXL	9.56	0.030	12.96	0.040	20.20	101
206DXL	9.63	0.030	13.07	0.040	20.60	103
208DXL	9.67	0.030	13.13	0.040	20.80	104
210DXL	9.70	0.030	13.18	0.040	21.00	105
212DXL	9.74	0.030	13.25	0.040	21.20	106
214DXL	9.79	0.030	13.35	0.040	21.40	107
216DXL	9.83	0.030	13.45	0.040	21.60	108
220DXL	9.88	0.030	13.55	0.040	22.00	110
222DXL	9.95	0.030	13.60	0.040	22.20	111
224DXL	10.03	0.030	13.64	0.040	22.40	112
228DXL	10.10	0.030	13.69	0.050	22.80	114
230DXL	10.16	0.030	13.73	0.050	23.00	115
234DXL	10.23	0.030	13.88	0.050	23.40	117
240DXL	10.34	0.030	14.10	0.050	24.00	120
248DXL	10.43	0.030	14.24	0.050	24.80	124
250DXL	10.52	0.030	14.37	0.050	25.00	125
260DXL	10.71	0.030	14.65	0.050	26.00	130
262DXL	10.76	0.030	14.71	0.050	26.20	131
266DXL	10.86	0.030	14.84	0.050	26.60	133
270DXL	10.95	0.030	14.97	0.050	27.00	135
280DXL	11.18	0.030	15.29	0.050	28.00	140

* Weights shown are approximate.

Other widths available. Contact BANDO for price and delivery.



DXL - 1/5 Inch Pitch for 1/4" and 3/8" Wide Belts (Continued)

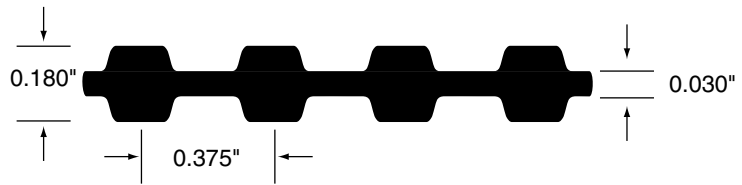

Part Number	1/4" Wide (025G)		3/8" Wide (037G)		Pitch Length (in)	Number of Teeth
	List Price	Weight*	List Price	Weight*		
282DXL	11.22	0.030	15.42	0.050	28.20	141
290DXL	11.26	0.030	15.55	0.050	29.00	145
300DXL	11.53	0.040	15.84	0.060	30.00	150
310DXL	11.70	0.040	16.10	0.060	31.00	155
314DXL	11.78	0.040	16.23	0.060	31.40	157
320DXL	11.89	0.040	16.42	0.060	32.00	160
322DXL	11.99	0.040	16.58	0.060	32.20	161
330DXL	12.08	0.040	16.74	0.060	33.00	165
340DXL	12.30	0.040	17.02	0.060	34.00	170
344DXL	12.38	0.040	17.13	0.060	34.40	172
348DXL	12.47	0.040	17.24	0.060	34.80	174
352DXL	12.56	0.050	17.35	0.070	35.20	176
356DXL	12.64	0.050	17.46	0.070	35.60	178
360DXL	12.73	0.050	17.57	0.070	36.00	180
364DXL	12.81	0.050	17.68	0.070	36.40	182
370DXL	12.89	0.050	17.79	0.070	37.00	185
372DXL	12.96	0.050	17.90	0.070	37.20	186
376DXL	13.04	0.050	18.01	0.070	37.60	188
384DXL	13.19	0.050	18.23	0.070	38.40	192
388DXL	13.24	0.060	18.31	0.080	38.80	194
390DXL	13.28	0.060	18.39	0.080	39.00	195
396DXL	13.41	0.060	18.57	0.080	39.60	198
400DXL	13.49	0.060	18.70	0.080	40.00	200
408DXL	13.66	0.060	18.94	0.080	40.80	204
424DXL	13.99	0.060	19.43	0.090	42.40	212
430DXL	14.12	0.060	19.61	0.090	43.00	215
450DXL	14.54	0.060	20.22	0.090	45.00	225
456DXL	14.64	0.060	20.39	0.090	45.60	228
460DXL	14.71	0.060	20.50	0.090	46.00	230
470DXL	14.98	0.060	20.91	0.090	47.00	235
490DXL	15.23	0.060	21.32	0.090	49.00	245
496DXL	15.68	0.060	21.98	0.090	49.60	248
510DXL	16.14	0.070	22.63	0.100	51.00	255
540DXL	16.59	0.070	23.29	0.100	54.00	270
592DXL	17.04	0.070	23.94	0.100	59.20	296
608DXL	17.32	0.070	24.35	0.100	60.80	304
630DXL	17.71	0.070	24.91	0.100	63.00	315

Synchro-Link® Double Sided Timing Belts Neoprene (RMA)

* Weights shown are approximate.

Other widths available. Contact BANDO for price and delivery.

Nominal Dimensions



Part Number Example



Part number includes the width/construction suffix in parenthesis below.
Example: A 1/2" wide 165DL is a part number 165DL050G.

DL - 3/8 Inch Pitch for 1/2", 3/4" and 1" Wide Belts

Synchro-Link® Double Sided Timing Belts Neoprene (RMA)

Part Number	1/2" Wide (050G)		3/4" Wide (075G)		1" Wide (100G)		Pitch Length (in)	Number of Teeth
	List Price	Weight*	List Price	Weight*	List Price	Weight*		
165DL	19.38	0.060	27.83	0.080	35.96	0.110	16.50	44
169DL	19.70	0.060	28.31	0.080	36.59	0.110	16.88	45
172DL	19.94	0.060	28.67	0.080	37.07	0.120	17.25	46
187DL	21.14	0.060	30.47	0.080	39.45	0.120	18.75	50
203DL	22.42	0.070	32.39	0.090	41.99	0.130	20.25	54
210DL	22.97	0.070	33.22	0.100	43.10	0.130	21.00	56
218DL	23.29	0.070	33.68	0.100	43.73	0.135	21.75	58
225DL	23.61	0.070	34.14	0.100	44.35	0.140	22.50	60
240DL	24.79	0.080	35.97	0.120	46.86	0.160	24.00	64
248DL	25.08	0.080	36.42	0.120	47.48	0.165	24.75	66
255DL	25.37	0.080	36.87	0.120	48.09	0.170	25.50	68
263DL	25.95	0.080	37.80	0.120	49.30	0.170	26.25	70
270DL	26.53	0.090	38.72	0.130	50.51	0.170	27.00	72
277DL	26.86	0.090	39.22	0.130	51.13	0.170	27.75	74
285DL	27.19	0.090	39.71	0.130	51.74	0.180	28.50	76
300DL	28.38	0.100	41.45	0.140	54.27	0.200	30.00	80
304DL	28.60	0.100	41.80	0.140	54.72	0.200	30.38	81
315DL	29.19	0.100	42.77	0.150	55.95	0.200	31.50	84
320DL	29.46	0.100	43.20	0.160	56.52	0.210	31.88	85
322DL	29.57	0.100	43.38	0.160	56.74	0.210	32.25	86
334DL	30.17	0.110	44.33	0.170	58.00	0.210	33.38	89
337DL	30.35	0.110	44.57	0.170	58.32	0.210	33.75	90
345DL	30.76	0.110	45.21	0.170	59.16	0.220	34.50	92
360DL	31.51	0.120	46.46	0.170	60.85	0.220	36.00	96
367DL	31.86	0.120	47.04	0.170	61.64	0.230	36.75	98
375DL	32.49	0.120	48.00	0.180	62.91	0.240	37.50	100
382DL	33.05	0.120	48.83	0.180	64.03	0.240	38.25	102
390DL	33.68	0.130	49.79	0.180	65.30	0.250	39.00	104
394DL	34.55	0.135	50.32	0.190	67.18	0.260	39.38	105
420DL	35.42	0.140	52.54	0.200	69.06	0.270	42.00	112
427DL	35.85	0.140	53.20	0.200	69.91	0.270	42.75	114
436DL	36.40	0.140	54.05	0.200	71.01	0.270	43.50	116
439DL	36.58	0.140	54.33	0.200	71.37	0.270	43.88	117
446DL	37.01	0.150	54.99	0.200	72.22	0.270	44.63	119
450DL	37.25	0.150	55.37	0.200	72.71	0.290	45.00	120
465DL	38.16	0.150	56.75	0.210	74.59	0.290	46.50	124
480DL	39.07	0.160	58.12	0.220	76.47	0.310	48.00	128
510DL	40.26	0.170	59.95	0.260	78.98	0.320	51.00	136
514DL	40.58	0.170	60.44	0.260	79.63	0.340	51.38	137
525DL	41.46	0.170	61.78	0.260	81.44	0.340	52.50	140
540DL	42.66	0.180	63.60	0.280	83.89	0.340	54.00	144
548DL	43.13	0.180	64.34	0.280	84.88	0.340	54.75	146
581DL	45.09	0.190	67.41	0.290	88.95	0.350	58.13	155
600DL	46.22	0.200	69.19	0.300	91.30	0.360	60.00	160
605DL	46.52	0.200	69.66	0.300	91.93	0.370	60.38	161

* Weights shown are approximate.

Other widths available. Contact BANDO for price and delivery.



DL - 3/8 Inch Pitch for 1/2", 3/4" and 1" Wide Belts (Continued)

Part Number	1/2" Wide (050G)		3/4" Wide (075G)		1" Wide (100G)		Pitch Length (in)	Number of Teeth
	List Price	Weight*	List Price	Weight*	List Price	Weight*		
619DL	47.37	0.200	70.96	0.300	93.69	0.380	61.88	165
630DL	48.01	0.205	71.94	0.310	95.01	0.400	63.00	168
640DL	48.64	0.210	72.92	0.320	96.33	0.420	63.75	170
653DL	49.43	0.220	74.13	0.330	97.97	0.420	65.25	174
660DL	49.85	0.220	74.78	0.330	98.85	0.420	66.00	176
697DL	52.04	0.220	78.22	0.330	103.51	0.440	69.75	186
728DL	53.96	0.240	81.10	0.340	107.41	0.450	72.75	194
731DL	54.15	0.240	81.38	0.340	107.78	0.450	73.13	195
767DL	56.32	0.240	84.73	0.340	112.31	0.480	76.88	205
780DL	57.11	0.260	85.94	0.380	113.95	0.500	78.00	208
788DL	57.59	0.270	86.68	0.380	114.96	0.510	78.75	210
806DL	58.68	0.270	88.36	0.380	117.22	0.520	80.63	215
855DL	61.65	0.270	92.92	0.380	123.39	0.540	85.50	228
863DL	63.22	0.280	93.66	0.400	124.39	0.550	86.25	230
881DL	64.54	0.280	95.33	0.400	126.66	0.560	88.13	235
915DL	65.28	0.300	98.50	0.400	130.94	0.580	91.50	244
919DL	65.52	0.300	98.87	0.400	131.44	0.580	91.88	245
938DL	66.67	0.310	100.63	0.410	133.83	0.600	93.75	250

* Weights shown are approximate.

Other widths available. Contact BANDO for price and delivery.

Specialty Application Synchro-Link® Belts

BANDO has design and production expertise to develop and produce a variety of special Synchro-Link® constructions for specific applications. Consult BANDO engineering with your application information.

High Flexibility (MXL, L)

Developed for office machines, these belts have maximum flexibility.

Special Dimensions (All pitches)

Special pitch and special widths are available.

Special Cord (All pitches)

Kevlar® cord is available in MXL, XL, and L pitches.

Food Grade (XL, L, H)

Belt body is food grade white rubber. Tooth facing is black nylon.

Low Durometer (All pitches)

For conveying and transport applications.

Non-Marking Back (MXL, XL, L, H)

Clean operations such as paper transport use this belt.

High Heat Resistance (MXL, XL, L, H)

Use this belt in areas with an ambient temperature to 248°F (120°C).

High Electrical Resistance (MXL, XL, L, H)

For uses where resistance of 6 megohms or more is required.

Low Noise (H, XH, XXH)


For applications where quiet operations are needed.

Special Construction (All pitches)

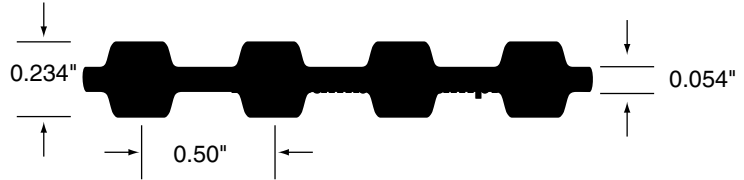
For applications where the belt conveys, meters, indexes, moves a component, etc., the belt top can be molded into a special configuration.

Synchro-Link® Double Sided Timing Belts Neoprene (RMA)

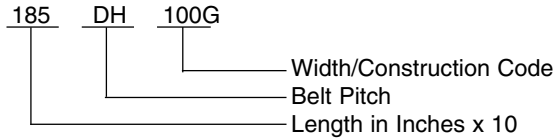
Kevlar® is a registered trademark of DuPont Corp.



Nominal Dimensions



Part Number Example



Part number includes the width/construction suffix in parenthesis below.
Example: A 1" wide 185DH is a part number 185DH100G.

DH - 1/2 Inch Pitch for 1", 1-1/2", 2" and 3" Wide Belts

Synchro-Link® Double Sided Timing Belts Neoprene (RMA)

Part Number	1" Wide (100G)		1-1/2" Wide (150G)		2" Wide (200G)		3" Wide (300G)		Pitch Length (in)	Number of Teeth
	List Price	Weight*	List Price	Weight*	List Price	Weight*	List Price	Weight*		
185DH	41.16	0.190	58.84	0.280	77.22	0.380	113.08	0.570	18.50	37
225DH	43.98	0.215	63.18	0.320	82.85	0.430	121.60	0.645	22.50	45
230DH	46.80	0.240	67.52	0.360	88.47	0.480	130.11	0.720	23.00	46
240DH	48.05	0.250	69.45	0.380	90.97	0.490	133.89	0.750	24.00	48
245DH	48.68	0.250	70.42	0.380	92.22	0.500	135.78	0.750	24.50	49
270DH	51.81	0.270	75.24	0.410	98.47	0.540	145.24	0.820	27.00	54
280DH	53.09	0.280	77.12	0.420	101.00	0.560	149.03	0.840	28.00	56
300DH	55.64	0.300	80.89	0.450	106.06	0.600	156.60	0.910	30.00	60
310DH	56.89	0.310	82.78	0.470	106.06	0.620	160.38	0.930	31.00	62
315DH	57.52	0.310	83.73	0.470	109.87	0.620	162.28	0.930	31.50	63
320DH	58.15	0.320	84.68	0.480	111.13	0.640	164.17	0.960	32.00	64
330DH	59.40	0.330	86.57	0.490	113.67	0.660	167.95	0.990	33.00	66
340DH	60.68	0.340	88.46	0.510	116.20	0.680	171.73	1.020	34.00	68
350DH	61.96	0.350	90.36	0.520	118.73	0.700	175.50	1.040	35.00	70
360DH	63.25	0.360	92.25	0.540	121.26	0.730	179.28	1.090	36.00	72
370DH	64.50	0.370	94.14	0.550	123.76	0.740	183.06	1.100	37.00	74
375DH	65.12	0.380	95.09	0.570	125.02	0.760	184.96	1.140	37.50	75
390DH	66.99	0.390	97.92	0.590	128.77	0.790	190.63	1.180	39.00	78
400DH	68.27	0.400	99.81	0.600	131.30	0.800	194.41	1.200	40.00	80
410DH	69.56	0.410	101.71	0.610	133.83	0.820	198.20	1.220	41.00	82
420DH	70.84	0.420	103.60	0.630	136.36	0.850	201.98	1.270	42.00	84
430DH	72.09	0.430	105.49	0.650	138.90	0.860	205.74	1.300	43.00	86
450DH	74.58	0.460	109.27	0.680	143.97	0.910	213.25	1.370	45.00	90
465DH	76.51	0.470	112.11	0.710	147.72	0.940	218.93	1.420	46.50	93
480DH	78.43	0.480	114.95	0.730	151.47	0.980	224.60	1.460	48.00	96
490DH	79.29	0.490	116.23	0.740	153.18	0.980	227.13	1.480	49.00	98
510DH	81.00	0.510	118.80	0.770	156.60	1.030	232.19	1.550	51.00	102
530DH	84.35	0.530	123.86	0.800	163.30	1.060	242.25	1.595	53.00	106
540DH	86.02	0.530	126.39	0.820	166.65	1.090	247.28	1.640	54.00	108
560DH	87.73	0.560	128.90	0.840	170.01	1.120	252.35	1.680	56.00	112
565DH	88.16	0.565	129.52	0.850	170.85	1.140	253.62	1.710	56.50	113
570DH	88.59	0.570	130.15	0.860	171.69	1.160	254.89	1.730	57.00	114
580DH	90.27	0.580	132.68	0.870	175.05	1.160	259.92	1.740	58.00	116
600DH	93.63	0.600	137.74	0.910	181.76	1.210	269.98	1.820	60.00	120
605DH	94.06	0.610	138.36	0.920	182.60	1.220	271.25	1.840	60.50	121
630DH	96.18	0.620	141.48	0.950	186.80	1.270	277.57	1.910	63.00	126
640DH	97.86	0.635	144.02	0.965	190.18	1.285	282.61	1.940	64.00	128
650DH	99.54	0.650	146.55	0.980	193.56	1.300	287.65	1.960	65.00	130
660DH	101.22	0.660	149.09	1.000	196.94	1.330	292.69	2.000	66.00	132
680DH	103.74	0.680	152.89	1.020	201.98	1.360	300.24	2.040	68.00	136
700DH	106.26	0.700	156.68	1.050	207.02	1.420	307.78	2.130	70.00	140
730DH	108.83	0.725	160.48	1.090	212.06	1.470	315.33	2.210	73.00	146
750DH	111.39	0.750	164.27	1.130	217.10	1.510	322.87	2.280	75.00	150
760DH	112.91	0.760	165.79	1.140	220.14	1.520	327.41	2.280	76.00	152
770DH	114.43	0.770	167.31	1.160	223.17	1.540	331.95	2.320	77.00	154

* Weights shown are approximate.

Other widths available. Contact BANDO for price and delivery.



DH - 1/2 Inch Pitch for 1", 1-1/2", 2" and 3" Wide Belts (Continued)

Part Number	1" Wide (100G)		1-1/2" Wide (150G)		2" Wide (200G)		3" Wide (300G)		Pitch Length (in)	Number of Teeth
	List Price	Weight*	List Price	Weight*	List Price	Weight*	List Price	Weight*		
800DH	118.98	0.790	171.86	1.210	232.28	1.610	345.58	2.430	80.00	160
810DH	119.99	0.810	174.13	1.220	234.29	1.620	348.60	2.440	81.00	162
820DH	120.99	0.820	176.40	1.230	236.31	1.640	351.62	2.460	82.00	164
840DH	123.00	0.840	180.95	1.260	240.34	1.680	357.67	2.520	84.00	168
850DH	124.01	0.850	183.22	1.290	242.35	1.720	360.69	2.590	85.00	170
860DH	125.53	0.860	185.49	1.290	245.37	1.720	365.23	2.580	86.00	172
880DH	128.56	0.880	190.03	1.320	251.40	1.760	374.30	2.640	88.00	176
900DH	131.60	0.900	194.57	1.350	257.44	1.820	383.37	2.730	90.00	180
950DH	137.92	0.950	204.04	1.430	270.07	1.900	402.27	2.860	95.00	190
985DH	142.34	0.990	210.67	1.490	278.91	1.980	415.50	2.980	98.50	197
1000DH	144.23	1.000	213.51	1.510	282.70	2.020	421.17	3.060	100.00	200
1020DH	146.76	1.000	217.30	1.500	287.75	2.000	428.73	3.110	102.00	204
1050DH	150.55	1.050	222.98	1.580	295.33	2.100	440.07	3.160	105.00	210
1100DH	156.86	1.090	232.45	1.650	307.96	2.180	458.96	3.340	110.00	220
1130DH	159.39	1.120	236.25	1.690	313.00	2.240	466.53	3.400	113.00	226
1140DH	161.94	1.150	240.04	1.730	318.04	2.300	474.10	3.460	114.00	228
1250DH	175.91	1.250	260.92	1.890	345.75	2.500	515.72	3.800	125.00	250
1350DH	188.54	1.350	279.84	2.030	371.02	2.700	553.49	4.060	135.00	270
1400DH	194.85	1.400	289.30	2.110	383.66	2.800	572.37	4.250	140.00	280
1680DH	213.84	1.550	317.72	2.330	421.50	3.100	629.07	4.675	168.00	336
1700DH	232.83	1.700	346.13	2.550	459.34	3.400	685.76	5.100	170.00	340


* Weights shown are approximate.

Other widths available. Contact BANDO for price and delivery.



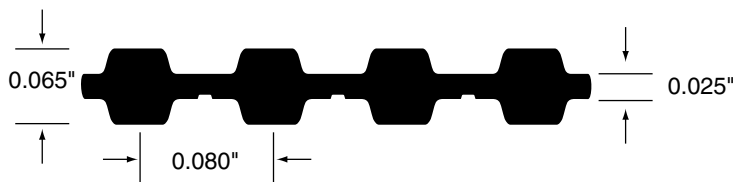
**BANDO USA, Inc. Corporate Headquarters
and Midwest Distribution Center
Itasca, IL**

Synchro-Link® Double Sided Timing Belts Neoprene (RMA)

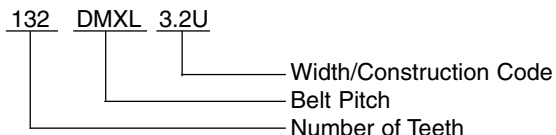


Aramid tensile cord.

Nominal Dimensions



Part Number Example




Part number includes the width suffix in parenthesis below.
 Example: A 3.2 mm wide 132DMXL is a part number 132DMXL3.2U.

DMXL - 0.080 Inch Pitch for 1/8", 3/16" and 1/4" Wide Belts

Part Number	1/8" - 3.2mm Wide (3.2U)		3/16" - 4.8mm Wide (4.8U)		1/4" - 6.4mm Wide (6.4U)		Pitch Length (in)	Number of Teeth
	List Price	Weight*	List Price	Weight*	List Price	Weight*		
132DMXL	3.73	0.002	5.59	0.003	7.45	0.004	10.56	132
136DMXL	3.77	0.002	5.65	0.003	7.53	0.004	10.88	136
140DMXL	3.82	0.002	5.72	0.003	7.62	0.004	11.20	140
145DMXL	3.86	0.002	5.79	0.003	7.71	0.004	11.60	145
150DMXL	3.89	0.002	5.90	0.004	7.81	0.005	12.00	150
155DMXL	3.96	0.002	5.94	0.004	7.91	0.005	12.40	155
160DMXL	4.01	0.002	6.01	0.004	8.01	0.005	12.80	160
165DMXL	4.06	0.003	6.09	0.004	8.11	0.005	13.20	165
170DMXL	4.11	0.003	6.16	0.004	8.21	0.005	13.60	170
175DMXL	4.16	0.003	6.24	0.004	8.31	0.005	14.00	175
180DMXL	4.21	0.003	6.31	0.004	8.41	0.005	14.40	180
185DMXL	4.23	0.003	6.35	0.004	8.46	0.006	14.80	185
190DMXL	4.25	0.003	6.37	0.004	8.49	0.006	15.20	190
195DMXL	4.30	0.003	6.45	0.004	8.59	0.006	15.60	195
200DMXL	4.35	0.003	6.52	0.005	8.69	0.006	16.00	200
212DMXL	4.45	0.003	6.67	0.005	8.89	0.006	16.96	212
224DMXL	4.53	0.004	6.80	0.005	9.08	0.007	17.92	224
231DMXL	4.62	0.004	6.93	0.005	9.24	0.007	18.48	231
236DMXL	4.70	0.004	7.04	0.005	9.38	0.008	18.88	236
250DMXL	4.77	0.004	7.15	0.006	9.53	0.008	20.00	250
265DMXL	4.85	0.004	7.28	0.006	9.70	0.008	21.20	265
280DMXL	4.94	0.004	7.41	0.006	9.88	0.008	22.40	280
300DMXL	5.17	0.005	7.76	0.007	10.34	0.009	24.00	300
315DMXL	5.26	0.005	7.89	0.007	10.52	0.010	25.20	315
335DMXL	5.48	0.005	8.21	0.008	10.95	0.010	26.80	335
355DMXL	5.61	0.005	8.42	0.008	11.22	0.011	28.40	355
375DMXL	5.83	0.005	8.68	0.008	11.55	0.011	30.00	375
400DMXL	6.04	0.006	8.92	0.009	11.97	0.012	32.00	400
425DMXL	6.22	0.006	9.22	0.009	12.41	0.013	34.00	425
450DMXL	6.41	0.007	9.50	0.010	12.81	0.013	36.00	450
475DMXL	6.52	0.007	9.78	0.011	13.04	0.014	38.00	475
500DMXL	6.75	0.008	10.12	0.011	13.49	0.015	40.00	500

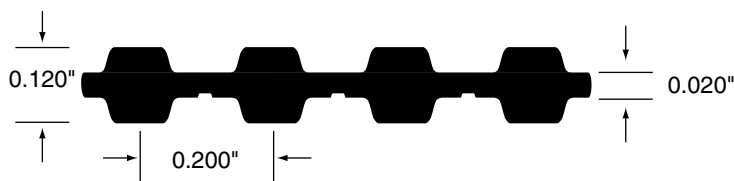
* Weights shown are approximate.

Other widths available. Contact BANDO for price and delivery.

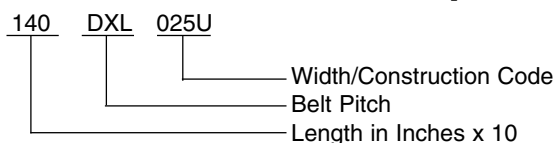


Aramid tensile cord.

Nominal Dimensions



Part Number Example



Part number includes the width/construction suffix in parenthesis below. For example, a 1/4" wide 140DXL is a part number 140DXL025U.


DXL - 1/5 Inch Pitch for 1/4" and 3/8" Wide Belts

Part Number	1/4" Wide (025U)		3/8" Wide (037U)		Pitch Length (in)	Number of Teeth
	List Price	Weight*	List Price	Weight*		
140DXL	10.60	0.010	14.63	0.010	14.00	70
146DXL	10.73	0.010	14.75	0.010	14.60	73
150DXL	10.85	0.010	14.87	0.010	15.00	75
166DXL	11.03	0.010	15.22	0.010	16.60	83
170DXL	11.31	0.010	15.51	0.015	17.00	85
180DXL	11.58	0.010	15.79	0.020	18.00	90
190DXL	11.93	0.010	16.15	0.020	19.00	95
200DXL	12.18	0.010	16.50	0.020	20.00	100
210DXL	12.40	0.010	16.85	0.020	21.00	105
220DXL	12.63	0.010	17.32	0.020	22.00	110
230DXL	12.98	0.010	17.55	0.020	23.00	115
240DXL	13.17	0.010	17.85	0.020	24.00	120
270DXL	13.78	0.015	18.86	0.020	27.00	135
290DXL	14.39	0.020	19.87	0.020	29.00	145
300DXL	14.80	0.020	20.43	0.025	30.00	150
320DXL	15.20	0.020	20.98	0.030	32.00	160
376DXL	17.86	0.020	24.65	0.030	37.60	188
400DXL	18.30	0.030	25.10	0.040	40.00	200
430DXL	18.50	0.030	25.30	0.040	43.00	215
490DXL	18.75	0.030	25.55	0.040	49.00	245

* Weights shown are approximate.

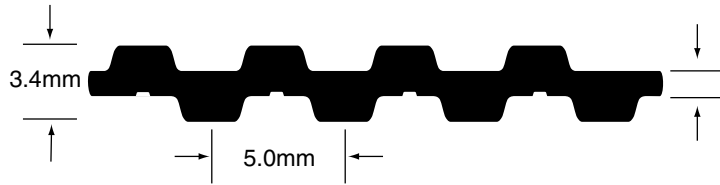
Other widths available. Contact BANDO for price and delivery.

Synchro-Link® Double Sided Timing Belts - Polyurethane (RMA)

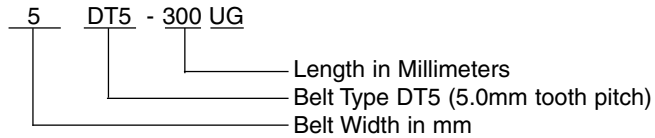


Fiberglass tensile cord for increased flexibility and greater durability.

Nominal Dimensions



Part Number Example




Part number includes the width prefix in parenthesis below.
Example: A 5mm wide DT5-300 is part number 5DT5-300UG.

DT5 - 5mm Pitch for 5mm, 10mm, 15mm, 20mm and 25mm Wide Belts

Part Number	5mm Wide (5)		10mm Wide (10)		15mm Wide (15)		20mm Wide (20)		25mm Wide (25)		Pitch Length (in)	Pitch Length (mm)	Number of Teeth
	List Price	Weight*	List Price	Weight*	List Price	Weight*	List Price	Weight*	List Price	Weight*			
DT5-300	6.95	0.010	11.73	0.011	17.70	0.016	23.00	0.020	29.67	0.025	11.81	300	60
DT5-410	7.05	0.011	11.82	0.013	17.95	0.018	23.27	0.022	30.04	0.027	16.14	410	82
DT5-460	7.19	0.012	12.00	0.015	18.46	0.020	23.82	0.025	30.78	0.030	18.11	460	92
DT5-480	7.31	0.013	12.37	0.016	18.81	0.021	24.46	0.026	31.60	0.031	18.90	480	96
DT5-515	7.65	0.014	12.92	0.017	19.84	0.022	25.74	0.028	33.25	0.033	20.28	515	103
DT5-550	8.01	0.015	13.20	0.018	20.40	0.024	25.96	0.030	34.60	0.036	21.65	550	110
DT5-590	8.15	0.016	13.56	0.019	20.78	0.026	26.93	0.032	34.90	0.038	23.23	590	118
DT5-620	8.34	0.017	14.11	0.020	21.73	0.027	28.21	0.034	36.55	0.040	24.41	620	124
DT5-650	8.61	0.018	14.57	0.022	22.46	0.029	29.13	0.036	37.79	0.043	25.59	650	130
DT5-700	8.87	0.019	15.02	0.023	23.19	0.030	30.04	0.038	39.02	0.045	27.56	700	140
DT5-750	9.02	0.020	15.57	0.024	24.05	0.032	31.24	0.041	40.67	0.049	29.53	750	150
DT5-800	9.47	0.022	16.40	0.026	24.56	0.035	31.88	0.043	41.49	0.052	31.50	800	160
DT5-815	9.62	0.022	16.40	0.026	25.51	0.035	32.98	0.044	43.14	0.053	32.09	815	163
DT5-860	9.92	0.023	16.76	0.028	26.02	0.037	33.71	0.047	43.97	0.056	33.86	860	172
DT5-900	10.20	0.024	17.42	0.030	27.05	0.039	35.13	0.049	45.81	0.059	35.43	900	180
DT5-940	10.48	0.025	18.08	0.031	28.07	0.041	36.55	0.051	47.64	0.061	37.01	940	188
DT5-1075	11.18	0.029	19.36	0.035	30.32	0.047	39.41	0.058	51.42	0.070	42.32	1075	215
DT5-1100	11.31	0.030	19.60	0.036	30.74	0.048	39.94	0.060	52.12	0.071	43.31	1100	220

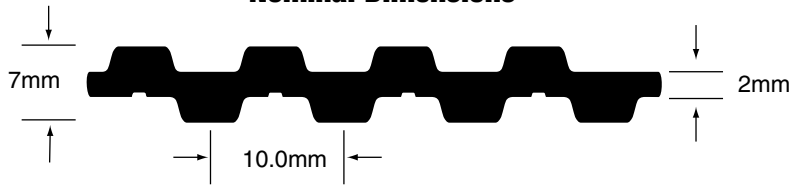
* Weights shown are approximate.

Other widths available. Contact BANDO for price and delivery.

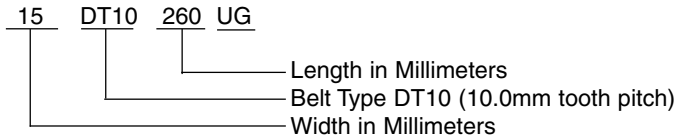


Fiberglass tensile cord for increased flexibility and greater durability.

Nominal Dimensions



Part Number Example



Part number includes the width prefix in parenthesis below.
Example: A 15mm wide DT10-260 is part number 15DT10-260UG.

DT10 - 10mm Pitch for 15mm, 20mm, 25mm, 30mm and 50mm Wide Belts

Part Number	15mm Wide (15)		20mm Wide (20)		25mm Wide (25)		30mm Wide (30)		50mm Wide (50)		Pitch Length (in)	Pitch Length mm	Number of Teeth
	List Price	Weight*	List Price	Weight*	List Price	Weight*	List Price	Weight*	List Price	Weight*			
DT10-260	17.38	0.015	22.39	0.018	29.09	0.024	33.42	0.030	54.62	0.036	10.24	260	26
DT10-530	26.14	0.031	33.59	0.037	43.64	0.049	50.15	0.061	81.95	0.073	20.87	530	53
DT10-630	29.09	0.036	37.40	0.044	48.73	0.058	56.25	0.073	92.22	0.087	24.80	630	63
DT10-660	29.72	0.038	38.35	0.046	50.02	0.061	57.82	0.076	94.75	0.091	25.98	660	66
DT10-700	31.14	0.040	40.26	0.048	52.53	0.065	60.77	0.081	99.84	0.097	27.56	700	70
DT10-720	31.86	0.042	41.30	0.050	53.82	0.066	62.25	0.083	102.46	0.100	28.35	720	72
DT10-800	34.08	0.046	43.11	0.055	56.44	0.074	65.38	0.092	107.55	0.111	31.50	800	80
DT10-840	35.51	0.048	46.06	0.058	60.24	0.077	69.90	0.097	115.26	0.116	33.07	840	84
DT10-900	36.94	0.052	48.06	0.062	62.82	0.083	72.85	0.104	120.35	0.124	35.43	900	90
DT10-980	39.17	0.056	50.92	0.068	66.71	0.090	77.43	0.113	128.06	0.136	38.58	980	98
DT10-1100	42.03	0.063	54.63	0.076	71.81	0.101	83.46	0.127	138.28	0.152	43.31	1100	110
DT10-1210	45.59	0.070	59.48	0.084	78.24	0.112	91.04	0.139	151.09	0.167	47.64	1210	121
DT10-1240	46.40	0.071	60.44	0.086	79.51	0.114	92.61	0.143	153.56	0.171	48.82	1240	124
DT10-1250	47.03	0.072	61.38	0.086	80.80	0.115	94.08	0.144	156.18	0.173	49.21	1250	125
DT10-1320	47.83	0.076	62.34	0.091	82.13	0.122	95.56	0.152	158.75	0.183	51.97	1320	132
DT10-1350	49.34	0.078	64.33	0.093	84.61	0.124	98.64	0.156	163.89	0.187	53.15	1350	135
DT10-1420	50.68	0.082	66.14	0.098	87.22	0.131	101.59	0.164	168.98	0.196	55.91	1420	142
DT10-1500	53.62	0.086	70.05	0.104	92.32	0.138	107.69	0.173	179.17	0.207	59.06	1500	150
DT10-1610	56.48	0.093	73.85	0.111	97.50	0.148	113.78	0.186	189.39	0.223	63.39	1610	161
DT10-1800	62.28	0.104	81.47	0.124	107.73	0.166	125.86	0.207	209.90	0.249	70.87	1800	180
DT10-1880	65.22	0.108	85.37	0.130	112.92	0.173	131.95	0.217	220.09	0.260	74.02	1880	188

Synchro-Link® Double Sided Timing Belts - Polyurethane (Metric)

* Weights shown are approximate.

Other widths available. Contact BANDO for price and delivery.

BANDO's Synchro-Link® Sleeve Program

To support the cut-to-size Synchro-Link® inventory as described in this catalog, BANDO carries a full range of the Synchro-Link® Timing Belt product line in sleeve form.

This back-up inventory provides BANDO with the versatility to "cut to order", on a *same day* basis, any non-stock width of Synchro-Link® Timing Belt or, if necessary, to support stock width requirements. (Minimum quantity may apply.)

Contact Service Express for details of the Synchro-Link® sleeve program.

Synchro-Link® Open Ended Timing Belts

Synchro-Link® Open Ended Belting is available in RMA and metric pitches in both neoprene and polyurethane construction. A number of configurations are offered to satisfy most applications requiring synchronization and specialized uses such as conveying, positioning, metering, etc.

Optional constructions available. Contact BANDO for special requirements.



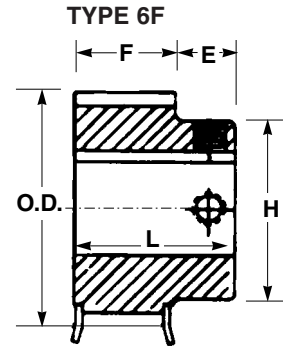
Open Ended

Rubber

Part Number	Roll Length (Feet)	List Price Per Roll	Approx. Weight (Lbs.)
MXL4.8-OPEN	137	257.58	0.507
MXL6.4-OPEN	101	224.77	0.499
XL025-OPEN	173	213.72	1.986
XL031-OPEN	141	213.57	1.998
XL037-OPEN	114	213.12	1.968
XL050-OPEN	85	212.57	1.949
XL075-OPEN	108	426.32	3.710
L050-OPEN	160	260.02	5.185
L075-OPEN	104	260.28	5.079
L100-OPEN	154	519.10	4.512
H075-OPEN	137	363.03	9.236
H100-OPEN	101	362.97	9.090
H150-OPEN	131	726.47	17.593
H200-OPEN	91	726.50	17.420
H300-OPEN	55	725.06	14.954
50-S2M-OPEN	131	188.07	0.882
60-S2M-OPEN	114	197.44	0.741
70-S2M-OPEN	98	197.44	0.741
80-S2M-OPEN	164	376.04	1.411
50-S3M-OPEN	164	353.64	1.268
60-S3M-OPEN	131	458.98	1.217
60-S4.5M-OPEN	147	165.12	0.738
100-S4.5M-OPEN	131	244.62	1.093
100-S5M-OPEN	131	215.43	3.422
150-S5M-OPEN	131	323.16	5.132
200-S5M-OPEN	98	323.16	5.132
250-S5M-OPEN	78	323.16	5.132
150-S8M-OPEN	164	368.90	9.127
250-S8M-OPEN	98	368.90	9.127
400-S8M-OPEN	124	737.73	18.497
600-S8M-OPEN	78	742.29	17.524

White Polyurethane with Steel Cords

Part Number	Roll Length (Feet)	List Price Per Roll	Approx. Weight (Lbs.)
50-S2M-OPENU	196	321.43	1.508
100-S2M-OPENU	196	625.36	3.016
150-S2M-OPENU	196	908.54	4.524
200-S2M-OPENU	196	1,176.39	6.032
250-S2M-OPENU	196	1,421.31	7.540
300-S2M-OPENU	196	1,646.52	9.048
350-S2M-OPENU	196	1,852.06	10.556
400-S2M-OPENU	196	2,046.67	12.064
60-S3M-OPENU	196	318.81	1.931
120-S3M-OPENU	196	614.00	3.862
180-S3M-OPENU	196	881.64	5.793
240-S3M-OPENU	196	1,128.29	7.724
300-S3M-OPENU	196	1,344.77	9.655
360-S3M-OPENU	196	1,542.88	11.586
420-S3M-OPENU	196	1,717.37	13.517
480-S3M-OPENU	196	1,868.25	15.448
100-S5M-OPENU	164	584.93	3.814
150-S5M-OPENU	164	847.32	5.721
200-S5M-OPENU	164	1,093.32	7.628
250-S5M-OPENU	164	1,321.08	9.535
300-S5M-OPENU	164	1,530.62	11.442
400-S5M-OPENU	164	1,895.06	15.256
500-S5M-OPENU	164	2,177.50	19.070
150-S8M-OPENU	98	462.47	5.714
200-S8M-OPENU	98	592.56	7.619
250-S8M-OPENU	98	697.52	9.523
300-S8M-OPENU	98	823.26	11.428
400-S8M-OPENU	98	1,010.22	15.237
500-S8M-OPENU	98	1,262.77	19.047
750-S8M-OPENU	98	1,410.37	28.570
1000-S8M-OPENU	98	1,661.82	38.093
XL025-OPENU	164	232.06	1.552
XL031-OPENU	164	283.60	1.924
XL037-OPENU	164	338.09	2.328
XL050-OPENU	164	444.31	3.104
XL075-OPENU	164	647.35	4.656
XL100-OPENU	164	823.89	6.208
XL150-OPENU	164	1,235.82	9.312
XL200-OPENU	164	1,370.06	12.416
L050U-OPEN	164	418.91	5.071
L075U-OPEN	164	605.66	7.606
L100U-OPEN	164	768.37	10.141
L150U-OPEN	164	1,055.38	15.212
L200U-OPEN	164	1,277.60	20.282
H075U-OPEN	164	626.47	8.656
H100U-OPEN	164	796.08	11.542
H150U-OPEN	164	1,096.91	17.313
H200U-OPEN	164	1,323.70	23.085
H300U-OPEN	164	1,569.01	34.626
H400U-OPEN	164	1,869.85	46.168
10T5-OPEN	164	355.33	2.436
15T5-OPEN	164	516.60	3.654
20T5-OPEN	164	666.93	4.872
25T5-OPEN	164	810.88	6.090
30T5-OPEN	164	940.24	7.308
40T5-OPEN	164	1,253.67	9.744
50T5-OPEN	164	1,448.63	12.180
15T10-OPEN	164	522.06	7.871
20T10-OPEN	164	674.20	10.494
25T10-OPEN	164	815.42	13.118
30T10-OPEN	164	951.18	15.741
40T10-OPEN	164	1,173.48	20.988
50T10-OPEN	164	1,375.76	26.235
75T10-OPEN	164	1,653.63	39.353
100T10-OPEN	164	1,986.17	52.470



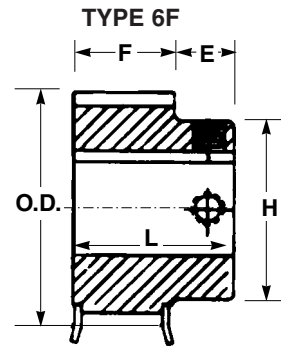
STS - S8M 15mm, 25mm, 40mm and 60mm

Note: Additional sizes may be available. Contact BANDO.

Part Number	List Price	Type	Number of Teeth	Nominal Dimensions (mm)						Bore (mm)		Weight*
				Pitch Dia.	Pulley OD	Flange OD	E	L	H	MPB	Max	
15mm F Dimension = 23mm, 17mm Between Flanges												
P18-S8M-15	44.68	6F	18	45.84	44.46	53	15	38	29	12	19	0.6
P19-S8M-15	47.14	6F	19	48.38	47.01	56	15	38	34	12	22	0.7
P20-S8M-15	49.60	6F	20	50.93	49.56	59	15	38	35	12	23	0.8
P21-S8M-15	52.05	6F	21	53.48	52.10	59	15	38	35	12	23	0.9
P22-S8M-15	54.73	6F	22	56.02	54.65	62	15	38	35	12	23	1.0
P24-S8M-15	59.65	6F	24	61.12	59.74	68	15	38	40	12	25	1.2
P26-S8M-15	64.34	6F	26	66.21	64.84	75	15	38	40	12	25	1.4
P28-S8M-15	69.48	6F	28	71.30	69.93	77	15	38	50	12	30	1.8
25mm F Dimension = 34mm, 28mm Between Flanges												
P18-S8M-25	75.73	6F	18	45.84	44.46	53	15	49	29	12	19	0.8
P19-S8M-25	79.97	6F	19	48.38	47.01	56	15	49	34	12	22	1.0
P20-S8M-25	84.21	6F	20	50.93	49.56	59	15	49	35	12	23	1.1
P21-S8M-25	85.12	6F	21	53.48	52.10	59	15	49	35	12	23	1.2
P22-S8M-25	88.86	6F	22	56.02	54.65	62	15	49	35	12	23	1.4
P24-S8M-25	88.85	6F	24	61.12	59.74	68	15	49	40	12	25	1.7
P26-S8M-25	89.05	6F	26	66.21	64.84	75	15	49	40	12	25	2.0
P28-S8M-25	91.82	6F	28	71.30	69.93	77	15	49	50	12	30	2.4
P30-S8M-25	91.82	6F	30	76.39	75.02	83	15	49	50	12	30	2.6
40mm F Dimension = 50mm, 44mm Between Flanges												
P18-S8M-40	81.85	6F	18	45.84	44.46	53	15	65	29	12	19	1.2
P19-S8M-40	85.31	6F	19	48.38	47.01	56	15	65	34	12	22	1.4
P20-S8M-40	89.84	6F	20	50.93	49.56	59	15	65	35	12	23	1.6
P21-S8M-40	90.91	6F	21	53.48	52.10	59	15	65	35	12	23	1.7
P22-S8M-40	94.79	6F	22	56.02	54.65	62	15	65	35	12	23	1.9
P24-S8M-40	100.82	6F	24	61.12	59.74	68	15	65	40	12	25	2.2
P26-S8M-40	107.23	6F	26	66.21	64.84	75	15	65	40	12	25	2.6
P28-S8M-40	112.55	6F	28	71.30	69.93	77	15	65	50	12	30	3.3
P30-S8M-40	115.52	6F	30	76.39	75.02	83	15	65	50	12	30	3.7
P32-S8M-40	118.48	6F	32	81.49	80.12	89	15	65	65	12	42	4.6
P34-S8M-40	118.48	6F	34	86.58	85.21	92	15	65	65	12	42	5.3
60mm F Dimension = 71mm, 65mm Between Flanges												
P18-S8M-60	93.50	6F	18	45.84	44.46	53	15	86	29	12	19	1.6
P19-S8M-60	97.43	6F	19	48.38	47.01	56	15	86	34	12	22	1.9
P20-S8M-60	102.68	6F	20	50.93	49.56	59	15	86	35	12	23	2.1
P21-S8M-60	103.83	6F	21	53.48	52.10	59	15	86	35	12	23	2.2
P22-S8M-60	109.20	6F	22	56.02	54.65	62	15	86	35	12	23	2.4
P24-S8M-60	109.59	6F	24	61.12	59.74	68	15	86	40	12	25	3.1
P26-S8M-60	110.59	6F	26	66.21	64.84	75	15	86	40	12	25	3.7
P28-S8M-60	112.55	6F	28	71.30	69.93	77	15	86	50	12	30	4.4
P30-S8M-60	124.41	6F	30	76.39	75.02	83	15	86	50	12	30	5.3
P32-S8M-60	127.36	6F	32	81.49	80.12	89	15	86	65	12	42	6.2
P34-S8M-60	136.25	6F	34	86.58	85.21	92	15	86	65	12	42	7.1

* Weights shown are approximate.

Dimensions shown are for reference purposes only and are subject to change without notice. Where space requirements are critical, consult BANDO for certified specifications.



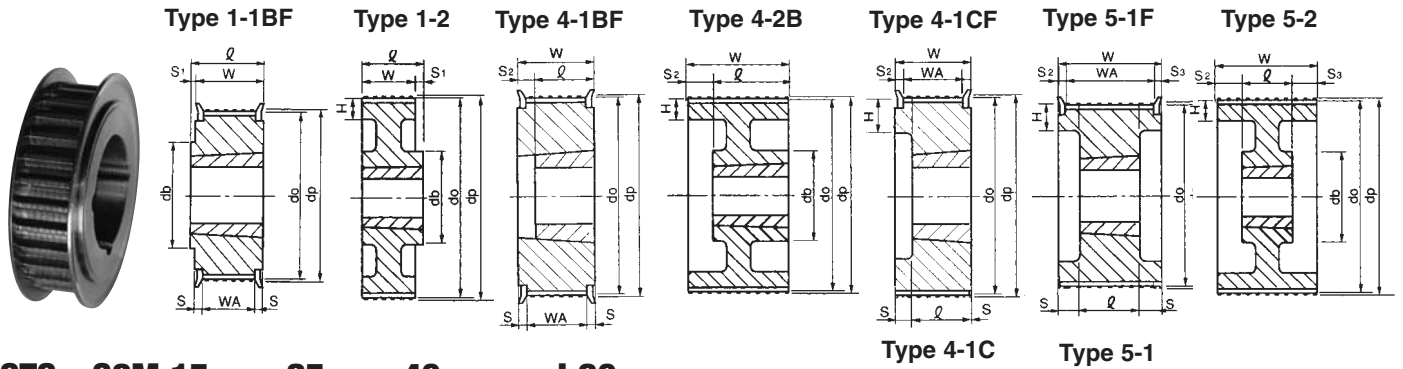
STS - S14M 40mm, 60mm, 80mm, 100mm and 120mm

Note: Additional sizes may be available. Contact BANDO.

Part Number	List Price	Type	Number of Teeth	Nominal Dimensions (mm)						Bore (mm)		Weight*
				Pitch Dia.	Pulley OD	Flange OD	E	L	H	MPB	Max	
40mm F Dimension = 23mm, 17mm Between Flanges												
P28-S14M-40	133.30	6F	28	124.78	121.98	136	20	72	100	25	62	11.5
P30-S14M-40	181.18	6F	30	133.69	130.90	145	20	72	110	25	62	13.7
P32-S14M-40	207.95	6F	32	142.60	139.81	154	20	72	110	25	62	15.2
P34-S14M-40	236.57	6F	34	151.52	148.72	163	20	72	130	25	75	18.3
P36-S14M-40	267.12	6F	36	160.43	157.63	172	20	72	130	25	75	20.3
P40-S14M-40	299.42	6F	40	178.25	175.46	189	20	72	130	30	75	24.0
60mm F Dimension = 73mm, 67mm Between Flanges												
P28-S14M-60	219.20	6F	28	124.78	121.98	136	20	93	100	25	62	15.2
P30-S14M-60	236.96	6F	30	133.69	130.90	145	20	93	110	25	62	17.9
P32-S14M-60	260.65	6F	32	142.60	139.81	154	20	93	110	25	62	20.3
P34-S14M-60	269.54	6F	34	151.52	148.72	163	20	93	130	25	75	24.0
P36-S14M-60	304.33	6F	36	160.43	157.63	172	20	93	130	25	75	26.7
P40-S14M-60	341.21	6F	40	178.25	175.46	189	20	93	130	30	75	32.0
80mm F Dimension = 94mm, 88mm Between Flanges												
P28-S14M-80	230.39	6F	28	124.78	121.98	136	20	114	100	25	62	19.0
P30-S14M-80	293.93	6F	30	133.69	130.90	145	20	114	110	25	62	22.3
P32-S14M-80	337.43	6F	32	142.60	139.81	154	20	114	110	25	62	25.1
P34-S14M-80	345.53	6F	34	151.52	148.72	163	20	114	130	25	75	29.8
P36-S14M-80	361.39	6F	36	160.43	157.63	172	20	114	130	25	75	33.1
P40-S14M-80	393.57	6F	40	178.25	175.46	189	20	114	130	30	75	39.9
100mm F Dimension = 115mm, 109mm Between Flanges												
P28-S14M-100	294.81	6F	26	124.78	121.98	136	20	135	100	25	62	22.3
P30-S14M-100	309.00	6F	30	133.69	130.90	145	20	135	110	25	62	26.5
P32-S14M-100	335.53	6F	32	142.60	139.81	154	20	135	110	25	62	30.2
P34-S14M-100	353.15	6F	34	151.52	148.72	163	20	135	130	25	75	35.3
P36-S14M-100	366.59	6F	36	160.43	157.63	172	20	135	130	25	75	39.5
P40-S14M-100	397.26	6F	40	178.25	175.46	189	20	135	130	30	75	47.8
120mm F Dimension = 136mm, 130mm Between Flanges												
P28-S14M-120	349.52	6F	28	124.78	121.98	136	20	156	100	25	62	26.2
P30-S14M-120	382.10	6F	30	133.69	130.90	145	20	156	110	25	62	30.9
P32-S14M-120	396.92	6F	32	142.60	139.81	154	20	156	110	25	62	35.1
P34-S14M-120	399.88	6F	34	151.52	148.72	163	20	156	130	25	75	41.0
P36-S14M-120	405.80	6F	36	160.43	157.63	172	20	156	130	25	75	45.9
P40-S14M-120	444.30	6F	40	178.25	175.46	189	20	156	130	30	75	56.0

* Weights shown are approximate.

Dimensions shown are for reference purposes only and are subject to change without notice. Where space requirements are critical, consult BANDO for certified specifications.



STS - S8M 15mm, 25mm, 40mm and 60mm

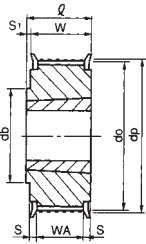
Note: Additional sizes may be available. Contact BANDO.

Part Number	List Price	Type	No. of Teeth	Nominal Dimensions (mm)													Bushing	Weight*
				Pitch Dia.	Pulley OD	Flange OD	W	WA	S	db	l	S ₁	S ₂	S ₃	H			
15mm																		
TL28-S8M-15	62.21	1-1BF	28	71.30	69.93	77	23	17	3	47	25	2	—	—	—	—	1108	1.0
TL30-S8M-15	65.17	1-1BF	30	76.39	75.02	83	23	17	3	57	25	2	—	—	—	—	1108	1.0
TL32-S8M-15	68.12	1-1BF	32	81.49	80.12	89	23	17	3	60	25	2	—	—	—	—	1210	1.5
TL34-S8M-15	68.12	1-1BF	34	86.59	85.21	92	23	17	3	60	25	2	—	—	—	—	1610	1.7
TL36-S8M-15	71.08	1-1BF	36	91.67	90.30	98	23	17	3	70	35	12	—	—	—	—	1610	2.2
TL38-S8M-15	74.05	1-1BF	38	96.77	95.39	103	23	17	3	75	35	12	—	—	—	—	1610	2.9
TL40-S8M-15	76.99	1-1BF	40	101.86	100.49	108	23	17	3	80	35	12	—	—	—	—	2012	3.7
TL44-S8M-15	91.82	1-1BF	44	112.05	110.67	120	23	17	3	80	35	12	—	—	—	—	2012	4.6
TL48-S8M-15	103.67	1-1BF	48	122.23	120.86	129	23	17	3	80	35	12	—	—	—	—	2012	5.3
TL50-S8M-15	109.60	1-1BF	50	127.32	125.95	136	23	17	3	80	35	12	—	—	—	—	2012	7.5
TL60-S8M-15	142.19	1-1BF	60	152.79	151.42	160	23	17	3	80	35	12	—	—	—	—	2012	10.8
TL64-S8M-15	145.14	1-1BF	64	162.97	161.60	171	23	17	3	80	35	12	—	—	—	—	2012	4.0
TL72-S8M-15	148.10	1-2	72	183.35	181.97	—	23	—	—	100	40	17	—	—	—	15	2012	11.2
TL84-S8M-15	156.99	1-2	84	213.90	212.53	—	23	—	—	100	40	17	—	—	—	15	2012	12.8
25mm																		
TL28-S8M-25	91.82	1-1BF	28	71.30	69.93	77	34	28	3	63	35	1	—	—	—	—	1108	1.4
TL30-S8M-25	91.82	1-1BF	30	76.39	75.02	83	34	28	3	63	35	1	—	—	—	—	1108	1.6
TL32-S8M-25	94.79	1-1BF	32	81.49	80.12	89	34	28	3	63	35	1	—	—	—	—	1210	1.8
TL34-S8M-25	85.89	1-1BF	34	86.59	85.21	92	34	28	3	63	35	1	—	—	—	—	1610	2.2
TL36-S8M-25	88.86	1-1BF	36	91.67	90.30	98	34	28	3	63	35	1	—	—	—	—	1610	2.6
TL38-S8M-25	91.82	1-1BF	38	96.77	95.39	103	34	28	3	80	40	6	—	—	—	—	1610	2.9
TL40-S8M-25	97.75	1-1BF	40	101.86	100.49	108	34	28	3	80	40	6	—	—	—	—	2012	3.1
TL44-S8M-25	112.55	1-1BF	44	112.05	110.67	120	34	28	3	80	40	6	—	—	—	—	2012	4.2
TL48-S8M-25	130.33	1-1BF	48	122.23	120.86	129	34	28	3	90	40	6	—	—	—	—	2012	5.3
TL50-S8M-25	139.22	1-1BF	50	127.32	125.95	136	34	28	3	90	40	6	—	—	—	—	2012	6.0
TL60-S8M-25	177.72	1-1BF	60	152.79	151.42	160	34	28	3	90	40	6	—	—	—	—	2012	9.3
TL64-S8M-25	177.72	1-1BF	64	162.97	161.60	171	34	28	3	90	40	6	—	—	—	—	2012	10.6
TL72-S8M-25	180.69	1-2	72	183.35	181.97	—	34	—	—	100	40	6	—	—	—	15	2517	13.9
TL84-S8M-25	195.50	1-2	84	213.90	212.53	—	34	—	—	140	45	11	—	—	—	15	2517	19.0
TL96-S8M-25	201.42	1-2	96	244.46	243.09	—	34	—	—	140	45	11	—	—	—	15	2517	19.0
TL120-S8M-25	251.77	1-2	120	305.58	304.21	—	34	—	—	140	45	11	—	—	—	16	2517	24.3
40mm																		
TL30-S8M-40	106.12	4-1BF	30	76.39	75.02	83	50	44	3	—	40	—	10	—	—	—	1108	2.3
TL32-S8M-40	118.48	4-1BF	32	81.49	80.12	89	50	44	3	—	40	—	10	—	—	—	1210	2.5
TL34-S8M-40	118.48	4-1BF	34	86.59	85.21	92	50	44	3	—	40	—	10	—	—	—	1210	2.7
TL36-S8M-40	121.44	4-1BF	36	91.67	90.30	98	50	44	3	—	40	—	10	—	—	—	1610	2.9
TL38-S8M-40	121.44	4-1BF	38	96.77	95.39	103	50	44	3	—	40	—	10	—	—	—	1610	3.5
TL40-S8M-40	127.36	4-1BF	40	101.86	100.49	108	50	44	3	—	40	—	10	—	—	—	2012	4.2
TL44-S8M-40	133.30	4-1BF	44	112.05	110.67	120	50	44	3	—	40	—	10	—	—	—	2012	5.5
TL48-S8M-40	139.22	4-1BF	48	122.23	120.86	129	50	44	3	—	45	—	5	—	—	—	2012	5.7
TL50-S8M-40	151.06	4-1BF	50	127.32	125.95	136	50	44	3	—	45	—	5	—	—	—	2012	6.0
TL60-S8M-40	183.65	4-1CF	60	152.79	151.42	160	50	44	3	—	45	—	5	—	—	15	2517	10.8
TL64-S8M-40	192.53	4-1CF	64	162.97	161.60	171	50	44	3	—	45	—	5	—	—	15	2517	12.8
TL72-S8M-40	201.85	4-1C	72	183.35	181.97	—	50	—	—	—	45	—	5	—	—	15	2517	15.9
TL84-S8M-40	219.20	4-2B	84	213.90	212.53	—	50	—	—	125	45	—	5	—	—	15	3020	22.9
TL96-S8M-40	263.63	4-2B	96	244.46	243.09	—	50	—	—	140	45	—	5	—	—	15	3020	24.7
TL120-S8M-40	331.75	4-2B	120	305.58	304.21	—	50	—	—	140	45	—	5	—	—	16	3020	29.8
TL144-S8M-40	530.20	1-2	144	366.69	356.32	—	50	—	—	180	45	—	5	—	—	16	3020	37.5
TL156-S8M-40	727.68	1-2	156	397.25	395.88	—	50	—	—	180	55	—	5	—	—	16	3020	46.3
60mm																		
TL30-S8M-60	120.26	4-1BF	30	76.39	75.02	83	71	65	3	—	45	—	10	—	—	—	1108	4.1
TL32-S8M-60	128.36	4-1BF	32	81.49	80.12	89	71	65	3	—	45	—	10	—	—	—	1108	4.5
TL34-S8M-60	136.25	4-1BF	34	86.59	85.21	92	71	65	3	—	45	—	10	—	—	—	1610	4.9
TL36-S8M-60	142.19	4-1BF	36	91.67	90.30	98	71	65	3	—	45	—	10	—	—	—	1610	5.3
TL38-S8M-60	145.14	4-1BF	38	96.77	95.39	103	71	65	3	—	45	—	10	—	—	—	1610	5.7
TL40-S8M-60	151.06	4-1BF	40	101.86	100.49	108	71	65	3	—	45	—	10	—	—	—	2012	6.2
TL44-S8M-60	171.80	5-1F	44	112.05	110.67	120	71	65	3	—	45	—	26	—	—	—	2012	6.6
TL48-S8M-60	177.72	5-1	48	122.23	120.86	129	71	65	3	—	45	—	26	—	—	—	2517	7.1
TL50-S8M-60	180.69	5-2	50	127.32	125.95	136	71	65	3	—	45	—	26	—	—	—	2517	8.2
TL60-S8M-60	231.04	5-2	60	152.79	151.42	160	71	65	3	—	45	—	15	11	16	3020	13.4	
TL64-S8M-60	242.89	5-2	64	162.97	161.60	171	71	—	—	—	45	—	15	11	16	3020	15.2	
TL72-S8M-60	248.46	5-2	72	183.35	181.97	—	71	—	—	—	45	—	15	11	16	3020	19.4	
TL84-S8M-60	313.33	5-2	84	213.90	212.53	—	71	—	—	125	45	—	15	11	16	3020	27.1	
TL96-S8M-60	346.56	5-2	96	244.46	243.09	—	71	—	—	160	55	—	5	11	16	3020	36.8	
TL120-S8M-60	438.39	5-2	120	305.58	304.21	—	71	—	—	180	55	—	5	11	16	3020	43.7	
TL144-S8M-60	447.93	5-2	144	366.69	356.32	—	71	—	—	180	55	—	5	11	16	3020	51.6	
TL156-S8M-60	452.62	5-2	156	397.25	395.88	—	71	—	—	180	55	—	5	11	16	3525	55.1	

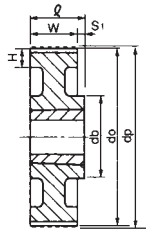
Some sizes may be non-stock - consult BANDO for availability.

* Weights shown are approximate. Dimensions shown are for reference purposes only.

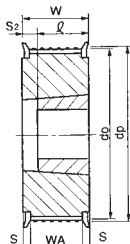
To find an authorized BANDO distributor, go to www.bandousa.com or call 1-800-829-6612



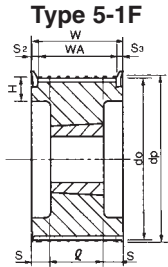
Type 1-1BF



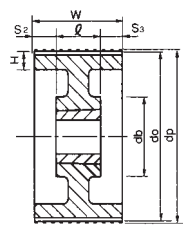
Type 1-2



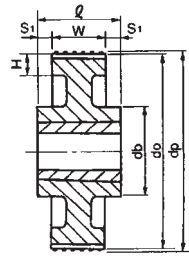
Type 4-1BF



Type 5-1



Type 5-2

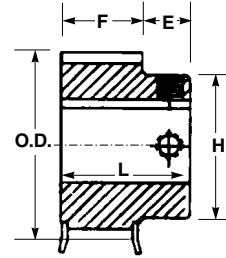


Type 6

STS - S14M 40mm, 60mm, 80mm, 100mm and 120mm

Note: Additional sizes may be available. Contact BANDO.

Part Number	List Price	Type	No. of Teeth	Pitch Dia.	Pulley OD	Flange OD	Nominal Dimensions (mm)									Bushing	Weight* (Lbs.)
							W	WA	S	db	ℓ	S1	S2	S3	H		
40mm																	
TL28-S14M-40	133.30	4-1BF	28	124.78	121.98	136	52	46	3	—	45	—	7	—	—	2012	5.1
TL30-S14M-40	145.14	4-1BF	30	133.69	130.90	145	52	46	3	—	45	—	7	—	—	2517	6.6
TL32-S14M-40	159.95	4-1BF	32	142.60	139.81	154	52	46	3	—	45	—	7	—	—	2517	8.4
TL34-S14M-40	168.39	4-1BF	34	151.52	148.72	163	52	46	3	—	45	—	7	—	—	2517	10.1
TL36-S14M-40	177.57	4-1BF	36	160.43	157.63	172	52	46	3	—	45	—	7	—	—	2517	11.9
TL40-S14M-40	210.31	5-1F	40	178.25	175.46	189	52	46	3	—	45	—	5	2	18	3020	16.5
TL42-S14M-40	242.89	5-1F	42	187.17	184.37	198	52	46	3	—	45	—	5	2	18	3020	18.7
TL44-S14M-40	248.82	5-1F	44	196.08	193.28	207	52	46	3	—	45	—	5	2	18	3020	21.2
TL48-S14M-40	257.70	5-2F	48	213.90	211.11	225	52	46	3	125	45	—	5	2	18	3020	26.2
TL50-S14M-40	269.54	5-2F	50	222.82	220.02	234	52	46	3	125	45	—	5	2	18	3020	22.9
TL60-S14M-40	355.45	5-2	60	267.38	264.59	—	52	—	—	140	45	—	5	2	18	3525	26.9
TL72-S14M-40	426.54	1-2	72	320.86	318.06	—	52	—	—	180	55	3	—	—	18	3525	39.9
TL84-S14M-40	438.39	1-2	84	374.33	371.54	—	52	—	—	180	55	3	—	—	18	3525	46.3
TL96-S14M-40	541.22	1-2	96	427.81	425.01	—	52	—	—	180	55	3	—	—	18	3525	52.9
TL120-S14M-40	614.27	6	120	534.76	531.97	—	52	—	—	180	80	14	—	—	18	3525	81.6
60mm																	
TL28-S14M-60	229.05	4-1CF	28	124.78	121.98	136	73	67	3	—	45	—	28	—	18	2517	7.1
TL30-S14M-60	236.96	4-1CF	30	133.69	130.90	145	73	67	3	—	45	—	28	—	18	2517	9.3
TL32-S14M-60	260.65	4-1CF	32	142.60	139.81	154	73	67	3	—	45	—	28	—	18	2517	11.5
TL34-S14M-60	269.54	5-1F	34	151.52	148.72	163	73	67	3	—	45	—	20	8	18	2517	12.1
TL36-S14M-60	281.40	5-1F	36	160.43	157.63	172	73	67	3	—	45	—	20	8	18	3020	13.9
TL40-S14M-60	299.17	5-1F	40	178.25	175.46	189	73	67	3	—	45	—	20	8	18	3020	17.9
TL42-S14M-60	318.10	5-1F	42	187.17	184.37	198	73	67	3	—	55	—	10	8	18	3020	19.8
TL44-S14M-60	324.01	5-1F	44	196.08	193.28	207	73	67	3	—	55	—	10	8	18	3020	21.6
TL48-S14M-60	335.64	5-1F	48	213.90	211.11	225	73	67	3	—	55	—	10	8	18	3525	27.1
TL50-S14M-60	343.59	5-1F	50	222.82	220.02	234	73	67	3	—	55	—	10	8	18	3525	30.0
TL60-S14M-60	453.19	5-2	60	267.38	264.59	—	73	—	—	180	55	—	10	8	18	3525	44.1
TL72-S14M-60	497.62	5-2	72	320.86	318.06	—	73	—	—	180	55	—	10	8	18	3525	48.5
TL84-S14M-60	595.37	1-2	84	374.33	371.54	—	73	—	—	180	80	7	—	—	18	3525	63.9
TL96-S14M-60	668.58	1-2	96	427.81	425.01	—	73	—	—	180	80	7	—	—	18	4030	75.0
TL120-S14M-60	716.81	1-2	120	534.76	531.97	—	73	—	—	212	90	17	—	—	20	4030	108.0
80mm																	
TL36-S14M-80	303.07	4-1BF	36	160.43	157.63	172	94	88	3	—	55	—	39	—	—	3020	15.0
TL40-S14M-80	326.77	4-1BF	40	178.25	175.46	189	94	88	3	—	55	—	39	—	—	3020	22.3
TL42-S14M-80	329.35	5-1F	42	187.17	184.37	198	94	88	3	—	55	—	25	14	20	3020	24.5
TL44-S14M-80	343.23	5-1F	44	196.08	193.28	207	94	88	3	—	55	—	25	14	20	3525	25.1
TL48-S14M-80	392.01	5-1F	48	213.90	211.11	225	94	88	3	—	55	—	25	14	20	3525	31.1
TL50-S14M-80	413.42	5-1F	50	222.82	220.02	234	94	88	3	—	55	—	25	14	20	3525	34.2
TL60-S14M-80	568.91	5-2	60	267.38	264.59	—	94	—	—	160	80	—	10	4	20	4030	55.1
TL72-S14M-80	648.12	5-2	72	320.86	318.06	—	94	—	—	180	80	—	10	4	20	4030	63.9
TL84-S14M-80	654.45	4-2A	84	374.33	371.54	—	94	—	—	212	90	—	—	4	20	4030	86.0
TL96-S14M-80	792.69	4-2A	96	427.81	425.01	—	94	—	—	212	90	—	—	4	20	4030	97.0
TL120-S14M-80	849.87	4-2A	120	534.76	531.97	—	94	—	—	212	90	—	—	4	20	4535	123.5
TL144-S14M-80	1024.25	4-2A	144	641.71	638.92	—	94	—	—	236	90	—	—	4	20	5040	165.3
TL156-S14M-80	1329.74	4-2A	156	695.19	692.39	—	94	—	—	236	90	—	—	4	20	5040	187.4
100mm																	
TL36-S14M-100	343.99	4-1BF	36	160.43	157.63	172	115	109	3	—	80	—	35	—	—	3020	19.2
TL40-S14M-100	365.36	5-1F	40	178.25	175.46	189	115	109	3	—	80	—	25	10	20	3020	27.1
TL42-S14M-100	382.60	5-1F	42	187.17	184.37	198	115	109	3	—	80	—	25	10	20	3020	31.7
TL44-S14M-100	418.24	5-1F	44	196.08	193.28	207	115	109	3	—	80	—	20	15	20	3525	32.6
TL48-S14M-100	454.96	5-1F	48	213.90	211.11	225	115	109	3	—	80	—	20	15	20	3525	40.8
TL50-S14M-100	493.98	5-1F	50	222.82	220.02	234	115	109	3	—	80	—	20	15	20	3525	44.1
TL60-S14M-100	656.65	5-1	60	267.38	264.59	—	115	—	—	—	90	—	10	15	20	4030	66.1
TL72-S14M-100	753.38	5-2	72	320.86	318.06	—	115	—	—	200	90	—	10	15	20	4030	83.8
TL84-S14M-100	765.55	5-2	84	374.33	371.54	—	115	—	—	212	90	—	10	15	20	4030	94.8
TL96-S14M-100	914.14	5-2	96	427.81	425.01	—	115	—	—	236	90	—	10	15	20	4030	119.0
TL120-S14M-100	1177.98	5-2	120	534.76	531.97	—	115	—	—	236	90	—	10	15	20	4535	149.9
TL144-S14M-100	1408.93	4-2A	144	641.71	638.92	—	115	—	—	265	110	—	—	5	20	5040	198.4
TL156-S14M-100	1665.64	4-2A	156	695.19	692.39	—	115	—	—	265	110	—	—	5	20	5040	224.9
120mm																	
TL40-S14M-120	399.78	5-1F	40	178.25	175.46	189	136	130	3	—	80	—	40	16	20	3020	27.8
TL42-S14M-120	445.45	5-1F	42	187.17	184.37	198	136	130	3	—	80	—	40	16	20	3020	31.5
TL44-S14M-120	493.56	5-1F	44	196.08	193.28	207	136	130	3	—	80	—	40	16	20	3020	36.6
TL48-S14M-120	544.34	5-1F	48	213.90	211.11	225	136	130	3	—	80	—	40	16	20	3020	44.1
TL50-S14M-120	591.43	5-1F	50	222.82	220.02	234	136	130	3	—	80	—	40	16	20	4535	48.5
TL60-S14M-120	788.68	5-1	60	267.38	264.59	—	136	—	—	—	90	—	30	16	20	4535	72.8
TL72-S14M-120	922.48	5-2	72	320.86	318.06	—	136	—	—	200	90	—	30	16	20	5040	110.2
TL84-S14M-120	984.43	5-2	84	374.33	371.54	—	136	—	—	236	90	—	30	16	20	5040	114.6
TL96-S14M-120	1098.00	5-2															



TYPE 6F

5mm Pitch (HT) for 15mm and 25mm Wide Belts

Part Number	List Price	Type	Number of Teeth	Nominal Dimensions (in)							Bore		Weight* (Lbs.)
				Pitch Dia.	Pulley OP	Flange OD	E	L	H	MPB	Max.		
15mm		F Dimension = 0.84"											
P32-5M-15	63.20	6F	32	2.005	1.960	2.160	1/2	1-11/32	1-9/16	1/2	.88	.84	
P34-5M-15	64.78	6F	34	2.130	2.085	2.295	1/2	1-11/32	1-11/16	1/2	1.00	.93	
P36-5M-15	66.36	6F	36	2.256	2.211	2.410	1/2	1-11/32	1-13/16	1/2	1.12	1.03	
25mm		F Dimension = 1.23"											
P32-5M-25	64.78	6F	32	2.005	1.960	2.165	1/2	1-23/32	1-9/16	1/2	.88	1.19	
P34-5M-25	67.16	6F	34	2.130	2.085	2.290	1/2	1-23/32	1-11/16	1/2	1.00	1.38	
P36-5M-25	69.52	6F	36	2.256	2.211	2.415	1/2	1-23/32	1-13/16	1/2	1.12	1.56	

8mm Pitch (HT) for 20mm and 30mm Wide Belts

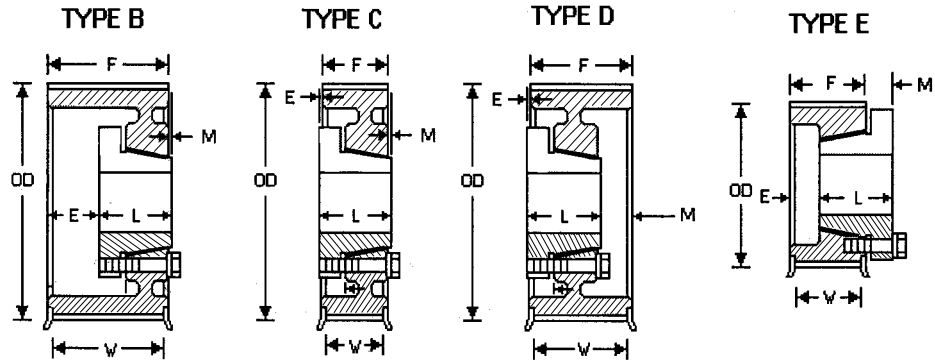
Part Number	List Price	Type	Number of Teeth	Nominal Dimensions (in)							Bore		Weight* (Lbs.)
				Pitch Dia.	Pulley OP	Flange OD	E	L	H	MPB	Max.		
20mm		F Dimension = 1-5/32"											
P22-8M-20	82.16	6F	22	2.206	2.152	2.559	5/8	1-3/4	1-5/8	1/2	1-3/16	1.1	
30mm		F Dimension = 1-17/32"											
P22-8M-30	83.74	6F	22	2.206	2.152	2.559	5/8	2-1/8	1-5/8	1/2	1-3/16	1.4	
P24-8M-30	85.32	6F	24	2.406	2.352	2.756	5/8	2-1/8	1-13/16	1/2	1-1/4	1.8	
P26-8M-30	88.48	6F	26	2.607	2.553	2.953	5/8	2-1/4	2	1/2	1-1/4	2.2	

14mm Pitch (HT) for 85mm and 115mm Wide Belts

Part Number	List Price	Type	Number of Teeth	Nominal Dimensions (in)							Bore		Weight* (Lbs.)
				Pitch Dia.	Pulley OP	Flange OD	E	L	H	MPB	Max.		
85mm		F Dimension = 4.0"											
P28-14M-85	205.40	D1F	28	4.912	4.808	5.56	1	4	3-11/16	1-1/4	2-11/16	17	
P29-14M-85	206.98	D1F	29	5.088	4.983	5.56	1	4	3-11/16	1-1/4	2-11/16	18	
115mm		F Dimension = 5-1/4"											
P28-14M-115	252.80	D1F	28	4.912	4.808	5.56	1-1/4	5	3-11/16	1-1/4	2-11/16	21	
P29-14M-115	260.70	D1F	29	5.088	4.983	5.56	1-1/4	5	3-11/16	1-1/4	2-11/16	23	

* Weights shown are approximate.

Dimensions shown are for reference purposes only and are subject to change without notice. Where space requirements are critical, consult BANDO for certified specifications.



5mm Pitch (HT) for 15mm and 25mm Wide Belts

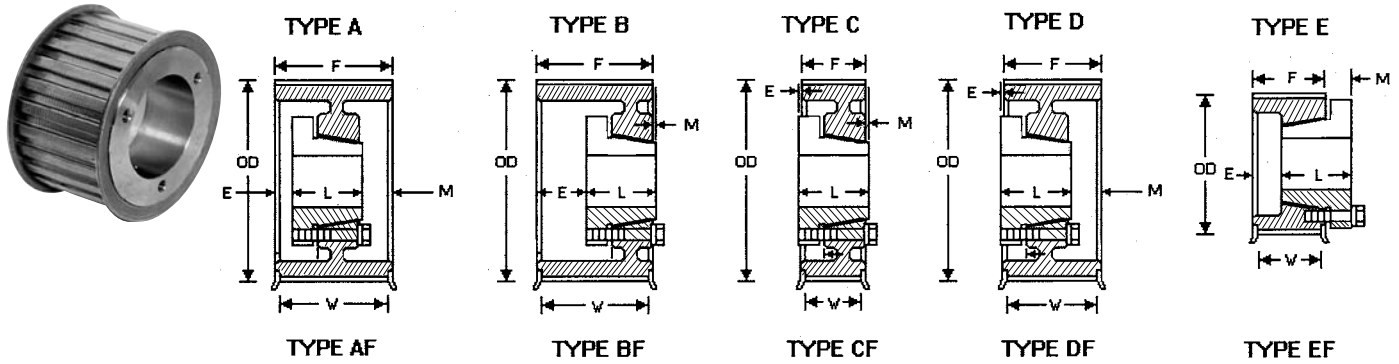
Part Number	List Price†	Type	Number of Teeth	Nominal Dimensions (in)								Bushing	Weight* (Lbs.)
				Pitch Dia.	Pulley OD	Flange OD	E	L	F	M	W		
15mm (15)													
P38-5M-15	56.88	E1F	38	2.381	2.336	2.54	0.28	1.00	0.84	0.44	0.65	JA	0.61
P40-5M-15	58.46	E1F	40	2.506	2.461	2.66	0.28	1.00	0.84	0.44	0.65	JA	0.72
P44-5M-15	60.04	E1F	44	2.757	2.712	2.91	0.28	1.00	0.84	0.44	0.65	JA	0.95
P48-5M-15	61.62	C1F	48	3.008	2.963	3.16	0.16	1.00	0.84	0.00	0.65	JA	0.97
P52-5M-15	63.20	C1F	52	3.258	3.213	3.41	0.16	1.00	0.84	0.00	0.65	JA	1.17
P56-5M-15	66.36	D1F	56	3.509	3.464	3.66	0.50	1.25	0.84	0.09	0.65	SH	1.37
P60-5M-15	69.52	D1F	60	3.760	3.715	3.92	0.50	1.25	0.84	0.09	0.65	SH	1.68
P64-5M-15	82.16	D1F	64	4.010	3.965	4.16	0.50	1.25	0.84	0.09	0.65	SH	1.80
P68-5M-15	85.32	C1F	68	4.261	4.216	4.41	0.47	1.31	0.84	0.00	0.65	SDS	2.10
P72-5M-15	88.48	C1F	72	4.511	4.466	4.66	0.47	1.31	0.84	0.00	0.65	SDS	2.43
P80-5M-15	91.64	C1	80	5.013	4.968	-	0.47	1.31	0.84	0.00	0.65	SDS	3.15
P90-5M-15	94.80	C1	90	5.639	5.594	-	0.47	1.31	0.84	0.00	0.65	SDS	4.17
P112-5M-15	97.96	C1	112	7.018	6.973	-	0.47	1.31	0.84	0.00	0.65	SDS	6.75
25mm (25)													
P38-5M-25	60.04	E1F	38	2.381	2.336	2.54	0.67	1.00	1.23	0.44	1.04	JA	0.94
P40-5M-25	63.20	E1F	40	2.506	2.461	2.66	0.67	1.00	1.23	0.44	1.04	JA	1.06
P44-5M-25	66.36	E1F	44	2.757	2.712	2.91	0.67	1.00	1.23	0.44	1.04	JA	1.13
P48-5M-25	69.52	B1F	48	3.008	2.963	3.16	0.23	1.00	1.23	0.00	1.04	JA	1.20
P52-5M-25	72.68	B1F	52	3.258	3.213	3.41	0.23	1.00	1.23	0.00	1.04	JA	1.75
P56-5M-25	75.84	D1F	56	3.509	3.464	3.66	0.08	1.25	1.23	0.06	1.04	SH	1.75
P60-5M-25	79.00	D1F	60	3.760	3.715	3.92	0.08	1.25	1.23	0.06	1.04	SH	2.13
P64-5M-25	86.90	D1F	64	4.010	3.965	4.16	0.08	1.25	1.23	0.06	1.04	SH	2.50
P68-5M-25	93.22	C1F	68	4.261	4.216	4.41	0.08	1.31	1.23	0.00	1.04	SDS	2.63
P72-5M-25	96.38	C1F	72	4.511	4.466	4.66	0.08	1.31	1.23	0.00	1.04	SDS	3.00
P80-5M-25	99.54	C1	80	5.013	4.968	-	0.08	1.31	1.23	0.00	1.04	SDS	3.81
P90-5M-25	102.70	C1	90	5.639	5.594	-	0.08	1.31	1.23	0.00	1.04	SDS	4.69
P112-5M-25	105.86	C2	112	7.018	6.973	-	0.08	1.31	1.23	0.00	1.04	SDS	6.02

* Weights shown are approximate.

Pulley Type: F = Flanged

† Prices do not include bushing.

Dimensions shown are for reference purposes only and are subject to change without notice. Where space requirements are critical, consult Bando for certified specifications.



8mm Pitch (HT) for 20mm and 30mm Wide Belts

Part Number	List Price†	Type	Number of Teeth	Nominal Dimensions (in)							Bushing	Weight* (Lbs.)	
				Pitch Dia.	Pulley OD	Flange OD	E	L	F	M			W
20mm (20)													
P24-8M-20	83.74	E1F	24	2.406	2.352	2.756	9/16	1	1-1/8	7/16	7/8	JA	1.0
P26-8M-20	85.32	E1F	26	2.607	2.553	2.953	9/16	1	1-1/8	7/16	7/8	JA	1.2
P28-8M-20	86.90	E1F	28	2.807	2.759	3.150	1/4	1-1/4	1-1/8	3/8	7/8	D	1.6
P30-8M-20	90.06	E1F	30	3.008	2.958	3.346	1/4	1-1/4	1-1/8	3/8	7/8	D	1.9
P32-8M-20	93.22	C1F	32	3.208	3.156	3.543	1/8	1-1/4	1-1/8	0	7/8	D	2.0
P34-8M-20	94.80	D1F	34	3.409	3.355	3.819	3/16	1-1/4	1-1/8	1/16	7/8	SH	2.0
P36-8M-20	97.96	D1F	36	3.609	3.555	4.009	3/16	1-1/4	1-1/8	1/16	7/8	SH	2.2
P38-8M-20	101.12	D1F	38	3.810	3.756	4.210	3/16	1-1/4	1-1/8	1/16	7/8	SH	2.5
P40-8M-20	107.44	D1F	40	4.010	3.956	4.410	3/16	1-1/4	1-1/8	1/16	7/8	SH	2.8
P44-8M-20	124.82	C1F	44	4.411	4.357	4.911	3/16	1-5/16	1-1/8	0	7/8	SDS	3.4
P48-8M-20	145.36	C1F	48	4.812	4.758	5.212	3/16	1-5/16	1-1/8	0	7/8	SDS	4.0
P56-8M-20	161.16	C1F	56	5.614	5.560	6.014	3/16	1-5/16	1-1/8	0	7/8	SDS	5.3
P64-8M-20	197.50	C1F	64	6.416	6.362	6.716	3/16	1-5/16	1-1/8	0	7/8	SDS	6.9
P72-8M-20	202.24	C2F	72	7.218	7.164	7.598	3/16	1-5/16	1-1/8	0	7/8	SDS	6.7
P80-8M-20	218.04	C2F	80	8.020	7.966	8.420	3/16	1-5/16	1-1/8	0	7/8	SDS	7.5
P90-8M-20	224.36	C3	90	9.023	8.969	-	3/16	1-5/16	1-1/8	0	-	SDS	8.0
30mm (30)													
P28-8M-30	93.22	E1F	28	2.807	2.759	3.150	5/8	1-1/4	1-1/2	3/8	1-1/4	D	2.0
P30-8M-30	94.80	E1F	30	3.008	2.958	3.346	5/8	1-1/4	1-1/2	3/8	1-1/4	D	2.3
P32-8M-30	97.96	B1F	32	3.208	3.156	3.543	1/4	1-1/4	1-1/2	0	1-1/4	D	2.2
P34-8M-30	99.54	A1F	34	3.409	3.355	3.819	3/16	1-1/4	1-1/2	1/16	1-1/4	SH	2.2
P36-8M-30	107.44	A1F	36	3.609	3.555	4.009	3/16	1-1/4	1-1/2	1/16	1-1/4	SH	2.5
P38-8M-30	110.60	A1F	38	3.810	3.756	4.210	3/16	1-1/4	1-1/2	1/16	1-1/4	SH	2.8
P40-8M-30	123.24	A1F	40	4.010	3.956	4.410	3/16	1-1/4	1-1/2	1/16	1-1/4	SH	3.3
P44-8M-30	135.88	B1F	44	4.411	4.357	4.911	3/16	1-5/16	1-1/2	0	1-1/4	SDS	3.8
P48-8M-30	146.94	B1F	48	4.812	4.758	5.212	3/16	1-5/16	1-1/2	0	1-1/4	SDS	4.5
P56-8M-30	164.32	B1F	56	5.614	5.560	6.014	3/16	1-5/16	1-1/2	0	1-1/4	SDS	5.9
P64-8M-30	199.08	C1F	64	6.416	6.362	6.716	3/8	1-7/8	1-1/2	0	1-1/4	SK	10.4
P72-8M-30	218.04	C2F	72	7.218	7.164	7.598	3/8	1-7/8	1-1/2	0	1-1/4	SK	10.0
P80-8M-30	224.36	C2F	80	8.020	7.966	8.420	3/8	1-7/8	1-1/2	0	1-1/4	SK	11.8
P90-8M-30	230.68	C2	90	9.023	8.969	-	3/8	1-7/8	1-1/2	0	-	SK	13.5
P112-8M-30	369.72	C3	112	11.229	11.175	-	3/8	1-7/8	1-1/2	0	-	SK	15.3

* Weights shown are approximate.

Pulley Type: F = Flanged

† Prices do not include bushing.

Dimensions shown are for reference purposes only and are subject to change without notice. Where space requirements are critical, consult Bando for certified specifications.



8mm Pitch (HT) for 50mm and 85mm Wide Belts

Part Number	List Price†	Type	Number of Teeth	Nominal Dimensions (in)								Bushing	Weight* (Lbs.)
				Pitch Dia.	Pulley OD	Flange OD	E	L	F	M	W		
50mm (50)													
P32-8M-50	131.14	A1F	32	3.208	3.156	3.543	1/2	1-1/4	2-3/8	5/8	2-1/8	JA	2.5
P32-8M-50	131.14	A1F	32	3.208	3.156	3.543	1/2	1-1/4	2-3/8	5/8	2-1/8	D	2.5
P34-8M-50	132.72	A1F	34	3.409	3.355	3.819	0	1-1/4	2-3/8	1-1/8	2-1/8	SH	2.6
P36-8M-50	134.30	A1F	36	3.609	3.355	4.009	0	1-1/4	2-3/8	1-1/8	2-1/8	SH	3.1
P38-8M-50	135.88	A1F	38	3.810	3.756	4.210	0	1-1/4	2-3/8	1-1/8	2-1/8	SH	3.5
P40-8M-50	139.04	A1F	40	4.010	3.956	4.410	0	1-1/4	2-3/8	1-1/8	2-1/8	SH	4.2
P44-8M-50	148.52	A1F	44	4.411	4.357	4.911	0	1-13/16	2-3/8	9/16	2-1/8	SD	5.7
P48-8M-50	154.84	A1F	48	4.812	4.758	5.212	0	1-13/16	2-3/8	9/16	2-1/8	SD	6.9
P56-8M-50	181.70	D1F	56	5.614	5.560	6.014	1/16	1-7/8	2-3/8	9/16	2-1/8	SK	9.4
P64-8M-50	205.40	D1F	64	6.416	6.362	6.716	1/16	1-7/8	2-3/8	9/16	2-1/8	SK	12.0
P72-8M-50	227.52	D1F	72	7.218	7.164	7.598	1/16	1-7/8	2-3/8	9/16	2-1/8	SK	15.0
P80-8M-50	244.90	D2F	80	8.020	7.966	8.420	1/16	2	2-3/8	7/16	2-1/8	SF	16.1
P90-8M-50	293.88	D2	90	9.023	8.969	-	1/16	2	2-3/8	7/16	-	SF	19.1
P112-8M-50	369.72	D3	112	11.229	11.175	-	1/16	2	2-3/8	7/16	-	SF	22.0
P144-8M-50	589.34	D3	144	14.437	14.383	-	1/2	2-5/8	2-3/8	1/4	-	E	38.1
P192-8M-50	682.56	D3	192	19.249	19.195	-	1/2	2-5/8	2-3/8	1/4	-	E	52.5
85mm (85)													
P34-8M-85	150.42	A1F	34	3.409	3.355	3.819	1	1-1/4	3-3/4	1-1/2	3-1/2	SH	3.3
P36-8M-85	158.00	A1F	36	3.609	3.555	4.009	1	1-1/4	3-3/4	1-1/2	3-1/2	SH	4.1
P38-8M-85	161.16	A1F	38	3.810	3.756	4.210	1	1-1/4	3-3/4	1-1/2	3-1/2	SH	4.6
P40-8M-85	167.50	A1F	40	4.010	3.956	4.410	11/16	1-13/16	3-3/4	1-1/4	3-1/2	SD	5.6
P44-8M-85	173.80	A1F	44	4.411	4.357	4.911	11/16	1-13/16	3-3/4	1-1/4	3-1/2	SD	7.1
P48-8M-85	189.60	A1F	48	4.812	4.758	5.212	11/16	1-13/16	3-3/4	1-1/4	3-1/2	SD	8.7
P56-8M-85	221.20	A1F	56	5.614	5.560	6.014	5/8	1-7/8	3-3/4	1-1/4	3-1/2	SK	11.6
P64-8M-85	257.54	A1F	64	6.416	6.362	6.716	5/8	1-7/8	3-3/4	1-1/4	3-1/2	SK	14.6
P72-8M-85	279.66	A1F	72	7.218	7.164	7.598	5/8	2	3-3/4	1-1/8	3-1/2	SF	18.5
P80-8M-85	306.52	A2F	80	8.020	7.966	8.420	5/8	2	3-3/4	1-1/8	3-1/2	SF	20.4
P90-8M-85	387.10	A2	90	9.023	8.969	-	5/8	2	3-3/4	1-1/8	-	SF	23.7
P112-8M-85	486.64	A3	112	11.229	11.175	-	5/8	2	3-3/4	1-1/8	-	SF	29.6
P144-8M-85	679.40	A3	144	14.437	14.383	-	3/16	2-5/8	3-3/4	1-1/16	-	E	50.6
P192-8M-85	766.30	A3	192	19.249	19.195	-	3/16	2-5/8	3-3/4	1-1/16	-	E	68.5

* Weights shown are approximate.

Pulley Type: F = Flanged

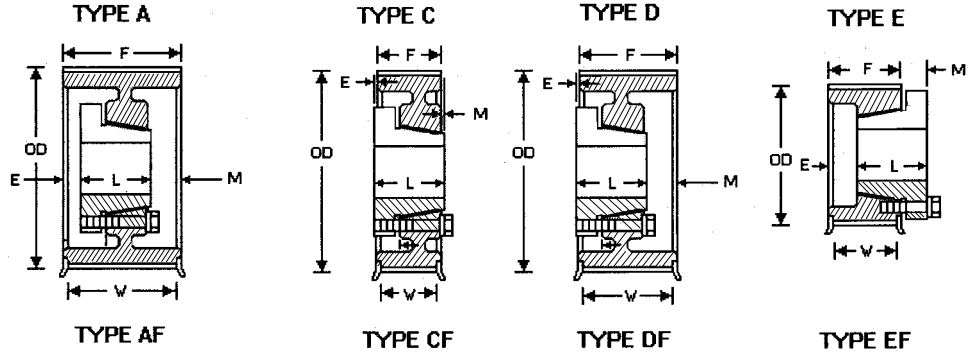
† Prices do not include bushing.

Dimensions shown are for reference purposes only and are subject to change without notice. Where space requirements are critical, consult Bando for certified specifications.

Minimum Recommended Pulley Sizes

Using pulley sizes less than the recommended minimum can substantially reduce belt life and drive efficiency. Values shown are number of pulley teeth.

Speed Range (RPM)	2mm	3mm	5mm	8mm	14mm
0 - 870	14	14	12	22	32
870 - 1160	14	14	14	24	34
1160 - 1750	16	16	16	26	38
1750 - 3500	18	18	18	28	44
3500 - over	20	20	18	30	44



14mm Pitch (HT) for 40mm and 55mm Wide Belts

Part Number	List Price†	Type	Number of Teeth	Nominal Dimensions (in)							Bushing	Weight* (Lbs.)	
				Pitch Dia.	Pulley OD	Flange OD	E	L	F	M			W
40mm (40)													
P28-14M-40	134.30	E1F	28	4.912	4.808	5.402	7/8	1-7/8	2-1/8	5/8	1-13/16	SK	5.2
P29-14M-40	142.20	E1F	29	5.088	4.983	5.402	7/8	1-7/8	2-1/8	5/8	1-13/16	SK	5.7
P30-14M-40	146.94	D1F	30	5.263	5.157	5.763	3/16	1-7/8	2-1/8	7/16	1-13/16	SK	5.6
P32-14M-40	161.16	D1F	32	5.614	5.507	6.114	3/16	1-7/8	2-1/8	7/16	1-13/16	SK	7.2
P34-14M-40	165.90	D1F	34	5.965	5.858	6.465	3/16	1-7/8	2-1/8	7/16	1-13/16	SK	8.6
P36-14M-40	181.70	D1F	36	6.316	6.208	6.816	3/16	2	2-1/8	5/16	1-13/16	SF	9.0
P38-14M-40	205.40	D1F	38	6.667	6.559	7.167	3/16	2	2-1/8	5/16	1-13/16	SF	10.6
P40-14M-40	205.40	D1F	40	7.018	6.909	7.518	3/16	2	2-1/8	5/16	1-13/16	SF	12.1
P44-14M-40	244.90	D1F	44	7.720	7.610	8.395	5/8	2-5/8	2-1/8	1/8	1-13/16	E	14.0
P48-14M-40	260.90	D1F	48	8.412	8.311	8.941	5/8	2-5/8	2-1/8	1/8	1-13/16	E	18.4
P52-14M-40	271.76	D1F	52	9.123	9.013	9.687	5/8	2-5/8	2-1/8	1/8	1-13/16	E	23.6
P56-14M-40	276.50	D1F	56	9.825	9.715	10.355	5/8	2-5/8	2-1/8	1/8	1-13/16	E	27.3
P60-14M-40	358.66	D1F	60	10.527	10.417	11.067	5/8	2-5/8	2-1/8	1/8	1-13/16	E	29.0
P64-14M-40	410.80	D2F	64	11.229	11.119	11.593	5/8	2-5/8	2-1/8	1/8	1-13/16	E	32.6
P68-14M-40	418.70	D2F	68	11.930	11.820	12.500	5/8	2-5/8	2-1/8	1/8	1-13/16	E	36.0
P72-14M-40	429.76	D2F	72	12.632	12.522	13.006	5/8	2-5/8	2-1/8	1/8	1-13/16	E	39.8
P80-14M-40	443.60	D2F	80	14.036	13.926	14.620	5/8	2-5/8	2-1/8	1/8	1-13/16	E	43.5
P90-14M-40	455.04	D3	90	15.790	15.680	-	5/8	2-5/8	2-1/8	1/8	-	E	47.8
P112-14M-40	608.30	D3	112	19.650	19.540	-	5/8	2-5/8	2-1/8	1/8	-	E	52.5
P144-14M-40	758.40	D3	144	25.264	25.154	-	5/8	2-5/8	2-1/8	1/8	-	E	80.0
55mm (55)													
P28-14M-55	158.00	E1F	28	4.912	4.808	5.402	1-1/2	1-7/8	2-3/4	5/8	2-7/16	SK	6.5
P29-14M-55	165.90	E1F	29	5.088	4.983	5.402	1-1/2	1-7/8	2-3/4	5/8	2-7/16	SK	8.0
P30-14M-55	166.64	A1F	30	5.263	5.157	5.763	1/8	1-7/8	2-3/4	3/4	2-7/16	SK	8.3
P32-14M-55	180.12	A1F	32	5.614	5.507	6.114	1/8	1-7/8	2-3/4	3/4	2-7/16	SK	8.5
P34-14M-55	189.60	A1F	34	5.965	5.858	6.465	1/8	1-7/8	2-3/4	3/4	2-7/16	SK	10.3
P36-14M-55	197.50	A1F	36	6.316	6.208	6.816	1/8	2	2-3/4	5/8	2-7/16	SF	10.9
P38-14M-55	221.20	A1F	38	6.667	6.559	7.167	1/8	2	2-3/4	5/8	2-7/16	SF	12.2
P40-14M-55	225.94	A1F	40	7.018	6.909	7.518	1/8	2	2-3/4	5/8	2-7/16	SF	14.9
P44-14M-55	260.70	D1F	44	7.720	7.610	8.395	5/16	2-5/8	2-3/4	7/16	2-7/16	E	16.5
P48-14M-55	268.60	D1F	48	8.421	8.311	8.941	5/16	2-5/8	2-3/4	7/16	2-7/16	E	21.8
P52-14M-55	281.24	D1F	52	9.123	9.013	9.687	5/16	2-5/8	2-3/4	7/16	2-7/16	E	26.5
P56-14M-55	284.40	D1F	56	9.825	9.715	10.355	5/16	2-5/8	2-3/4	7/16	2-7/16	E	31.4
P60-14M-55	379.20	D1F	60	10.527	10.417	11.067	5/16	2-5/8	2-3/4	7/16	2-7/16	E	37.0
P64-14M-55	434.50	C1F	64	11.229	11.119	11.593	7/8	3-5/8	2-3/4	-	2-7/16	F	50.7
P68-14M-55	450.70	D2F	68	11.930	11.820	12.500	7/8	3-5/8	2-3/4	-	2-7/16	F	45.0
P72-14M-55	458.20	C2F	72	12.632	12.522	13.006	7/8	3-5/8	2-3/4	-	2-7/16	F	48.2
P80-14M-55	534.04	C2F	80	14.036	13.926	14.620	7/8	3-5/8	2-3/4	-	2-7/16	F	56.0
P90-14M-55	545.10	C3	90	15.790	15.680	-	7/8	3-5/8	2-3/4	-	-	F	56.5
P112-14M-55	639.90	C3	112	19.650	19.540	-	7/8	3-5/8	2-3/4	-	-	F	72.0
P144-14M-55	821.60	C3	144	25.264	25.154	-	7/8	3-5/8	2-3/4	-	-	F	98.0
P168-14M-55	1058.60	C3	168	29.475	29.365	-	7/8	3-5/8	2-3/4	-	-	F	130.0
P192-14M-55	1327.20	C3	192	33.686	33.576	-	7/8	3-5/8	2-3/4	-	-	F	155.0
P216-14M-55	2142.48	C3	216	37.896	37.786	-	7/8	3-5/8	2-3/4	-	-	F	210.0

* Weights shown are approximate.

Pulley Type: F = Flanged

† Prices do not include bushing.

Dimensions shown are for reference purposes only and are subject to change without notice. Where space requirements are critical, consult Bando for certified specifications.

14mm Pitch (HT) for 85mm, 115mm and 170mm Wide Belts

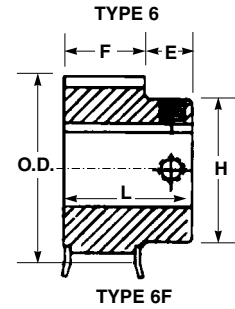
Part Number	List Price†	Type	Number of Teeth	Nominal Dimensions (in)								Bushing	Weight* (Lbs.)
				Pitch Dia.	Pulley OD	Flange OD	E	L	F	M	W		
85mm (85)													
P30-14M-85	208.56	A1F	30	5.263	5.157	5.763	1	4	4	1	3-11/16	SK	9.0
P32-14M-85	218.04	A1F	32	5.614	5.507	6.114	1	4	4	1	3-11/16	SK	10.3
P34-14M-85	237.00	A1F	34	5.965	5.858	6.465	3/4	1-7/8	4	1-3/8	3-11/16	SK	13.8
P36-14M-85	243.32	A1F	36	6.316	6.208	6.816	3/4	1-7/8	4	1-3/8	3-11/16	SF	14.0
P38-14M-85	252.80	A1F	38	6.667	6.559	7.167	3/4	1-7/8	4	1-3/8	3-11/16	SF	16.2
P40-14M-85	265.44	A1F	40	7.018	6.909	7.518	3/4	2	4	1-1/4	3-11/16	SF	18.2
P44-14M-85	284.40	A1F	44	7.720	7.610	8.395	3/4	2	4	1-1/4	3-11/16	E	21.4
P48-14M-85	297.04	A1F	48	8.421	8.311	8.941	3/4	2	4	1-1/4	3-11/16	E	28.0
P52-14M-85	347.60	A1F	52	9.123	9.013	9.687	5/16	2-5/8	4	1-1/16	3-11/16	E	33.0
P56-14M-85	387.10	D1F	56	9.825	9.715	10.355	5/16	2-5/8	4	1-1/16	3-11/16	F	43.8
P60-14M-85	458.20	D1F	60	10.527	10.417	11.067	5/16	2-5/8	4	1-1/16	3-11/16	F	52.0
P64-14M-85	474.00	D1F	64	11.229	11.119	11.593	1/4	3-5/8	4	5/8	3-11/16	F	60.0
P68-14M-85	497.70	D2F	68	11.930	11.820	12.500	1/4	3-5/8	4	5/8	3-11/16	F	53.8
P72-14M-85	505.60	D2F	72	12.632	12.522	13.006	1/4	3-5/8	4	5/8	3-11/16	F	58.0
P80-14M-85	600.40	D2F	80	14.036	13.926	14.620	1/4	3-5/8	4	5/8	3-11/16	F	65.5
P90-14M-85	616.20	D3	90	15.790	15.680	-	1/4	3-5/8	4	5/8	-	F	69.0
P112-14M-85	726.80	D3	112	19.650	19.540	-	1/4	3-5/8	4	5/8	-	F	88.0
P144-14M-85	932.20	D3	144	25.264	25.154	-	1/4	3-5/8	4	5/8	-	F	125.0
P168-14M-85	1232.40	D3	168	29.475	29.365	-	1/4	3-5/8	4	5/8	-	J	153.0
P192-14M-85	1485.20	D3	192	33.686	33.576	-	1/4	3-5/8	4	5/8	-	J	177.0
P216-14M-85	2322.60	D3	216	37.896	37.786	-	1/4	3-5/8	4	5/8	-	J	215.0
115mm (115)													
P30-14M-115	267.02	A1F	30	5.263	5.157	5.763	1-3/8	1-7/8	5-1/4	2	4-15/16	SK	11.0
P32-14M-115	271.76	A1F	32	5.614	5.507	6.114	1-3/8	1-7/8	5-1/4	2	4-15/16	SK	14.5
P34-14M-115	289.14	A1F	34	5.965	5.858	6.465	1-3/8	1-7/8	5-1/4	2	4-15/16	SK	18.3
P36-14M-115	300.20	A1F	36	6.316	6.208	6.816	1-3/8	2	5-1/4	1-7/8	4-15/16	SF	17.0
P38-14M-115	316.00	A1F	38	6.667	6.559	7.167	1-3/8	2	5-1/4	1-7/8	4-15/16	SF	21.0
P40-14M-115	328.64	A1F	40	7.018	6.909	7.518	1-3/8	2	5-1/4	1-7/8	4-15/16	SF	22.4
P44-14M-115	347.60	A1F	44	7.720	7.610	8.395	15/16	2-5/8	5-1/4	1-11/16	4-15/16	E	25.5
P48-14M-115	372.88	A1F	48	8.421	8.311	8.941	15/16	2-5/8	5-1/4	1-11/16	4-15/16	E	33.2
P52-14M-115	434.50	A1F	52	9.123	9.013	9.687	3/8	3-5/8	5-1/4	1-1/4	4-15/16	F	42.0
P56-14M-115	450.30	A1F	56	9.825	9.715	10.355	3/8	3-5/8	5-1/4	1-1/4	4-15/16	F	50.5
P60-14M-115	537.20	A1F	60	10.527	10.417	11.067	3/8	3-5/8	5-1/4	1-1/4	4-15/16	F	58.3
P64-14M-115	594.90	D1F	64	11.229	11.119	11.593	3/16	4-1/2	5-1/4	15/16	4-15/16	J	72.3
P68-14M-115	603.56	D1F	68	11.930	11.820	12.500	3/16	4-1/2	5-1/4	15/16	4-15/16	J	83.2
P72-14M-115	616.20	D1F	72	12.622	12.522	13.006	3/16	4-1/2	5-1/4	15/16	4-15/16	J	85.6
P80-14M-115	711.00	D2F	80	14.036	13.926	14.620	3/16	4-1/2	5-1/4	15/16	4-15/16	J	90.0
P90-14M-115	790.00	D2	90	15.790	15.680	-	3/16	4-1/2	5-1/4	15/16	-	J	94.0
P112-14M-115	979.60	D3	112	19.650	19.540	-	3/16	4-1/2	5-1/4	15/16	-	J	121.0
P144-14M-115	1232.40	D3	144	25.264	25.154	-	3/16	4-1/2	5-1/4	15/16	-	J	168.0
P168-14M-115	1532.60	D3	168	29.475	29.365	-	3/16	4-1/2	5-1/4	15/16	-	M	198.0
P192-14M-115	1769.60	D3	192	33.686	33.576	-	3/16	4-1/2	5-1/4	15/16	-	M	235.0
P216-14M-115	2670.20	D3	216	37.896	37.786	-	3/16	4-1/2	5-1/4	15/16	-	M	340.0
170mm (170)													
P44-14M-170	474.00	A1F	44	7.720	7.610	8.340	2	2-5/8	7-3/8	2-3/4	7-1/16	E	39.2
P48-14M-170	477.16	A1F	48	8.421	8.311	8.900	2	2-5/8	7-3/8	2-3/4	7-1/16	E	49.8
P52-14M-170	505.60	A1F	52	9.123	9.013	9.680	1-7/16	3-5/8	7-3/8	2-5/16	7-1/16	F	64.5
P56-14M-170	521.40	A1F	56	9.825	9.715	10.380	1-7/16	3-5/8	7-3/8	2-5/16	7-1/16	F	73.3
P60-14M-170	679.40	A1F	60	10.527	10.417	11.060	15/16	4-1/2	7-3/8	1-15/16	7-1/16	J	93.1
P64-14M-170	726.80	A1F	64	11.229	11.119	11.680	15/16	4-1/2	7-3/8	1-15/16	7-1/16	J	103.9
P68-14M-170	774.20	A1F	68	11.930	11.820	12.500	15/16	4-1/2	7-3/8	1-15/16	7-1/16	J	115.3
P72-14M-170	821.60	A1F	72	12.632	12.522	13.190	15/16	4-1/2	7-3/8	1-15/16	7-1/16	J	117.2
P80-14M-170	837.40	A2F	80	14.036	13.926	14.630	15/16	4-1/2	7-3/8	1-15/16	7-1/16	J	119.9
P90-14M-170	963.80	A2	90	15.790	15.680	-	15/16	4-1/2	7-3/8	1-15/16	-	J	130.5
P112-14M-170	1343.00	A3	112	19.650	19.540	-	0	6-3/4	7-3/8	5/8	-	M	205.5
P144-14M-170	1659.00	A3	144	25.264	25.154	-	0	6-3/4	7-3/8	5/8	-	M	268.1
P168-14M-170	2148.80	A3	168	29.475	29.365	-	0	6-3/4	7-3/8	5/8	-	M	293.2
P192-14M-170	2306.80	A3	192	33.686	33.576	-	0	6-3/4	7-3/8	5/8	-	M	334.8
P216-14M-170	3286.40	A3	216	37.896	37.786	-	0	6-3/4	7-3/8	5/8	-	M	334.8

* Weights shown are approximate.

Pulley Type: F = Flanged

† Prices do not include bushing.

Dimensions shown are for reference purposes only and are subject to change without notice. Where space requirements are critical, consult Bando for certified specifications.



1/5 Inch Pitch (XL) for 1/4" and 3/8" Wide Belts

F Dimension = 9/16"

Part Number	List Price	Type	Number of Teeth	Nominal Dimensions (in)							Bore		Weight* (Lbs.)
				Pitch Dia.	Pulley OD	Flange OD	E	L	H	MPB	Max.		
P10XL037A	13.30	6F	10	.637	.617	.91	7/32	25/32	7/16	3/16	1/4	.03	
P10XL037	10.28	6F	10	.637	.617	.91	7/32	25/32	7/16	3/16	1/4	.03	
P11XL037A	13.80	6F	11	.700	.680	.93	7/32	25/32	7/16	3/16	1/4	.03	
P11XL037	10.52	6F	11	.700	.680	.93	7/32	25/32	7/16	3/16	1/4	.03	
P12XL037A	14.30	6F	12	.764	.744	.99	7/32	25/32	1/2	3/16	5/16	.06	
P12XL037	11.04	6F	12	.764	.744	.99	7/32	25/32	1/2	3/16	5/16	.06	
P13XL037A	15.04	6F	13	.828	.808	1.06	1/4	13/16	9/16	1/4	3/8	.06	
P14XL037A	15.84	6F	14	.891	.871	1.12	7/32	25/32	9/16	1/4	3/8	.06	
P14XL037	12.58	6F	14	.891	.871	1.12	7/32	25/32	9/16	1/4	3/8	.06	
P15XL037A	16.60	6F	15	.955	.935	1.18	7/32	25/32	5/8	1/4	7/16	.09	
P15XL037	13.10	6F	15	.955	.935	1.18	7/32	25/32	5/8	1/4	7/16	.09	
P16XL037A	17.30	6F	16	1.019	.999	1.25	7/32	25/32	11/16	1/4	1/2	.09	
P16XL037	13.88	6F	16	1.019	.999	1.25	7/32	25/32	11/16	1/4	1/2	.09	
P17XL037A	18.04	6F	17	1.082	1.062	1.31	7/32	25/32	3/4	1/4	1/2	.13	
P18XL037A	18.84	6F	18	1.146	1.126	1.38	7/32	25/32	13/16	1/4	9/16	.13	
P18XL037	15.40	6F	18	1.146	1.126	1.38	7/32	25/32	13/16	1/4	9/16	.13	
P19XL037A	19.34	6F	19	1.210	1.190	1.44	1/4	13/16	7/8	1/4	9/16	.15	
P20XL037A	19.90	6F	20	1.273	1.253	1.50	11/32	29/32	15/16	1/4	11/16	.19	
P20XL037	16.70	6F	20	1.273	1.253	1.50	11/32	29/32	15/16	1/4	11/16	.19	
P21XL037A	20.68	6F	21	1.337	1.317	1.57	11/32	29/32	15/16	1/4	11/16	.19	
P21XL037	17.72	6F	21	1.337	1.317	1.57	11/32	29/32	15/16	1/4	11/16	.19	
P22XL037A	21.46	6F	22	1.401	1.381	1.63	11/32	29/32	1	1/4	3/4	.22	
P22XL037	18.48	6F	22	1.401	1.381	1.63	11/32	29/32	1	1/4	3/4	.22	
P23XL037A	22.24	6F	23	1.464	1.444	1.69	5/16	7/8	1-1/16	1/4	13/16	.25	
P24XL037A	23.16	6F	24	1.528	1.508	1.76	11/32	29/32	1-1/16	1/4	13/16	.25	
P24XL037	20.00	6F	24	1.528	1.508	1.76	11/32	29/32	1-1/16	1/4	13/16	.25	
P25XL037A	23.90	6F	25	1.592	1.572	1.81	11/32	29/32	1-1/16	1/4	13/16	.25	
P26XL037A	24.60	6F	26	1.655	1.635	1.88	11/32	29/32	1-3/16	1/4	15/16	.34	
P28XL037A	25.94	6F	28	1.783	1.763	2.01	11/32	29/32	1-3/16	1/4	15/16	.34	
P30XL037A	27.28	6F	30	1.910	1.890	2.14	11/32	29/32	1-3/8	5/16	1-1/16	.41	
P32XL037A	26.30	6	32	2.037	2.017	-	7/16	1	1-1/2	5/16	1-3/16	.22	
P36XL037A	26.78	6	36	2.292	2.272	-	7/16	1	1-1/2	5/16	1-3/16	.30	
P40XL037A	29.18	6	40	2.546	2.526	-	7/16	1	1-1/2	5/16	1-3/16	.31	
P42XL037A	29.50	6	42	2.674	2.654	-	7/16	1	1-1/2	5/16	1-3/16	.31	
P44XL037A	29.90	6	44	2.801	2.781	-	7/16	1	1-1/2	5/16	1-3/16	.31	
P48XL037A	33.64	6	48	3.056	3.036	-	7/16	1	1-1/2	5/16	1-3/16	.38	
P60XL037A	40.66	6	60	3.820	3.800	-	7/16	1	1-1/2	5/16	1-3/16	.38	
P72XL037A	47.52	6	72	4.584	4.564	-	7/16	1	1-1/2	3/8	1-3/16	.50	

A=Aluminum Construction; all others are steel.

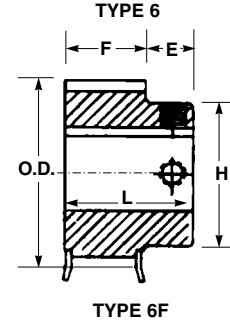
All pulleys have two (2) setscrews at 90°.

* Weights shown are approximate.

Rebore, Keyway and Setscrew Alterations

A *minimum* quantity of 100 identical sizes of MPB Synchro-Link® pulleys are required for *any* alteration, i.e.: reboring, keywaying or additional setscrews. Consult BANDO for price and availability.

Dimensions shown are for reference purposes only and are subject to change without notice. Where space requirements are critical, consult BANDO for certified specifications.



3/8 Inch Pitch (L) for 1/2" and 3/4" Wide Belts

Part Number	List Price	Type	Number of Teeth	Nominal Dimensions (in)								Weight* (Lbs.)
				Pitch Dia.	Pulley OD	Flange OD	E	L	H	Bore		
										MPB	Max.	
1/2" (050) F Dimension = 3/4"												
P10L050	14.60	6F	10	1.194	1.164	1-7/16	3/4	1-1/2	13/16	3/8	1/2	.20
P12L050	16.10	6F	12	1.432	1.402	1-11/16	3/4	1-1/2	1-1/16	3/8	1/2	.40
P13L050.3	20.76	6F	13	1.552	1.522	1-25/32	3/4	1-1/2	1-1/8	3/8	3/4	.50
P13L050.5	20.76	6F	13	1.552	1.522	1-25/32	3/4	1-1/2	1-1/8	1/2	3/4	.50
P14L050	18.80	6F	14	1.671	1.641	1-15/16	3/4	1-1/2	1-1/8	3/8	3/4	.50
P15L050.3	22.92	6F	15	1.790	1.760	2-1/64	3/4	1-1/2	1-5/16	3/8	3/4	.60
P15L050.5	22.92	6F	15	1.790	1.760	2-1/64	3/4	1-1/2	1-5/16	1/2	3/4	.60
P15L050.6	22.92	6F	15	1.790	1.760	2-1/64	3/4	1-1/2	1-5/16	5/8	3/4	.60
P15L050.7	22.92	6F	15	1.790	1.760	2-1/64	3/4	1-1/2	1-5/16	3/4	3/4	.60
P16L050	20.60	6F	16	1.910	1.880	2-3/16	3/4	1-1/2	1-7/16	1/2	1	.80
P17L050	21.80	6F	17	2.029	1.999	2-9/32	3/4	1-1/2	1-1/2	1/2	1-1/8	.90
P18L050	24.54	6F	18	2.149	2.119	2-3/8	3/4	1-1/2	1-9/16	1/2	1-3/16	.90
P19L050	26.60	6F	19	2.268	2.238	2-1/2	3/4	1-1/2	1-5/8	1/2	1-3/16	1.10
P20L050	26.92	6F	20	2.387	2.357	2-5/8	3/4	1-1/2	1-11/16	1/2	1-1/4	1.20
P21L050	27.40	6F	21	2.507	2.477	2-47/64	3/4	1-1/2	1-7/8	1/2	1-5/16	1.30
P22L050	37.40	6F	22	2.626	2.596	2-7/8	3/4	1-1/2	2	1/2	1-1/2	1.10
P24L050	38.90	6F	24	2.865	2.835	3-1/8	3/4	1-1/2	2-1/4	1/2	1-5/8	1.60
P26L050	40.60	6F	26	3.104	3.074	3-3/8	3/4	1-1/2	2-1/4	1/2	1-5/8	2.30
P28L050	42.40	6F	28	3.342	3.312	3-5/8	3/4	1-1/2	2-1/4	1/2	1-5/8	2.50
P30L050	45.90	6F	30	3.581	3.551	3-13/16	3/4	1-1/2	2-1/4	1/2	1-5/8	2.70
P32L050	49.40	6F	32	3.820	3.790	4-1/6	3/4	1-5/8	2-9/16	1/2	1-7/8	3.00
3/4" (075) F Dimension = 1.0"												
P12L075	16.10	6F	12	1.432	1.402	1-1/16	5/8	1-3/8	1-1/16	3/8	1/2	.50
P13L075.3	22.00	6F	13	1.552	1.522	1-25/32	5/8	1-3/8	1-1/8	3/8	3/4	.60
P13L075.5	22.00	6F	13	1.552	1.522	1-25/32	5/8	1-3/8	1-1/8	1/2	3/4	.60
P14L075	21.30	6F	14	1.671	1.641	1-15/16	5/8	1-3/8	1-7/16	3/8	3/4	.60
P15L075.5	25.00	6F	15	1.790	1.760	2-1/32	5/8	1-3/8	1-1/2	1/2	3/4	.75
P15L075.6	25.00	6F	15	1.790	1.760	2-1/32	5/8	1-3/8	1-1/2	5/8	3/4	.75
P15L075.7	25.00	6F	15	1.790	1.760	2-1/32	5/8	1-3/8	1-1/2	3/4	3/4	.75
P16L075	22.80	6F	16	1.910	1.880	2-3/16	5/8	1-3/8	1-7/16	1/2	1	.90
P17L075	24.00	6F	17	2.029	1.999	2-9/32	5/8	1-3/8	1-1/2	1/2	1-1/8	1.00
P18L075	26.80	6F	18	2.149	2.119	2-3/8	5/8	1-3/8	1-9/16	1/2	1-3/16	1.10
P19L075	28.50	6F	19	2.268	2.238	2-1/2	5/8	1-3/8	1-5/8	1/2	1-3/16	1.30
P20L075	29.24	6F	20	2.387	2.357	2-5/8	5/8	1-3/8	1-11/16	1/2	1-1/4	1.10
P21L075	30.00	6F	21	2.507	2.477	2-47/64	5/8	1-3/8	1-7/8	5/8	1-5/16	1.50
P22L075	40.00	6F	22	2.626	2.596	2-7/8	5/8	1-3/8	2	5/8	1-1/2	1.60
P24L075	43.60	6F	24	2.865	2.835	3-1/8	5/8	1-3/8	2-1/4	5/8	1-5/8	1.80
P26L075	47.60	6F	26	3.104	3.074	3-3/8	5/8	1-3/8	2-1/4	5/8	1-5/8	2.10
P28L075	49.92	6F	28	3.342	3.312	3-5/8	5/8	1-3/8	2-1/4	5/8	1-5/8	2.80
P30L075	54.90	6F	30	3.581	3.551	3-13/16	5/8	1-3/8	2-1/4	5/8	1-5/8	3.10
P32L075	59.00	6F	32	3.820	3.790	4-1/16	5/8	1-3/8	2-9/16	5/8	1-7/8	3.40

P10, P12, P14 and P16 have one (1) setscrew. All other sizes do not have setscrew.

* Weights shown are approximate.

Dimensions shown are for reference purposes only and are subject to change without notice. Where space requirements are critical, consult BANDO for certified specifications.



3/8 Inch Pitch (L) for 1" Wide Belts

Part Number	List Price	Type	Number of Teeth	Nominal Dimensions (in)								Weight* (Lbs.)
				Pitch Dia.	Pulley OD	Flange OD	E	L	H	Bore		
										MPB	Max.	
1.0" (100)				F Dimension = 1-1/4"								
P13L100.3	23.40	6F	13	1.552	1.522	1-25/32	11/16	1-11/16	1-1/8	3/8	3/4	.70
P13L100.5	23.40	6F	13	1.552	1.522	1-25/32	11/16	1-11/16	1-1/8	1/2	3/4	.70
P14L100	23.30	6F	14	1.671	1.641	1-15/16	11/16	1-11/16	1-7/16	3/8	3/4	.80
P15L100.5	27.50	6F	15	1.790	1.760	2-1/32	11/16	1-11/16	1-1/2	1/2	3/4	.85
P15L100.6	27.50	6F	15	1.790	1.760	2-1/32	11/16	1-11/16	1-1/2	5/8	3/4	.85
P15L100.7	27.50	6F	15	1.790	1.760	2-1/32	11/16	1-11/16	1-1/2	3/4	3/4	.85
P16L100	25.00	6F	16	1.910	1.880	2-3/16	11/16	1-11/16	1-7/16	1/2	1	1.10
P17L100	26.30	6F	17	2.029	1.999	2-9/32	11/16	1-11/16	1-1/2	1/2	1-1/8	1.20
P18L100	29.30	6F	18	2.149	2.119	2-3/8	11/16	1-11/16	1-9/16	1/2	1-3/16	1.20
P19L100	31.10	6F	19	2.268	2.238	2-1/2	11/16	1-11/16	1-5/8	1/2	1-3/16	1.60
P20L100	31.20	6F	20	2.387	2.357	2-5/8	11/16	1-11/16	1-11/16	1/2	1-1/4	1.80
P21L100	31.90	6F	21	2.507	2.477	2-47/64	11/16	1-11/16	1-7/8	5/8	1-5/16	1.80
P22L100	42.40	6F	22	2.626	2.596	2-7/8	11/16	1-11/16	2	5/8	1-1/2	2.00
P24L100	45.90	6F	24	2.865	2.835	3-1/8	11/16	1-11/16	2-1/4	5/8	1-5/8	2.50
P26L100	49.40	6F	26	3.104	3.074	3-3/8	11/16	1-11/16	2-9/16	5/8	1-7/8	3.30
P28L100	51.20	6F	28	3.342	3.312	3-5/8	11/16	1-11/16	2-13/16	5/8	2	3.60
P30L100	56.40	6F	30	3.581	3.551	3-13/16	11/16	1-11/16	2-15/16	5/8	2-1/8	4.00
P32L100	61.80	6F	32	3.820	3.790	4-1/16	11/16	1-11/16	3-1/8	5/8	2-7/8	4.40

P14 and P16 have one (1) setscrew. All other sizes do not have setscrew.

* Weights shown are approximate.

Dimensions shown are for reference purposes only and are subject to change without notice. Where space requirements are critical, consult BANDO for certified specifications.

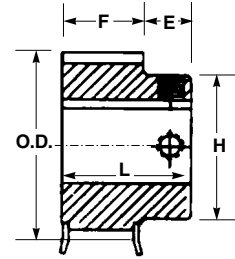
Preventative Maintenance

Properly designed drives – V-belt or synchronous – are virtually maintenance free providing some simple rules for proper installation and maintenance are adhered to.

The pay-off in “preventative maintenance” as opposed to “corrective maintenance” is maximum belt and sheave or pulley life, increased “up-time” and efficient, uninterrupted equipment and process service.

Refer to the Installation and Tensioning Information on pages 132 and 133 of this Catalog or, for a more comprehensive guide to proper drive installation and maintenance, request BANDO publication BU-106 (shown) or consult your BANDO sales representative to schedule a Preventive Maintenance seminar. Publication BU-106 is also available online at www.BANDOUSA.com.





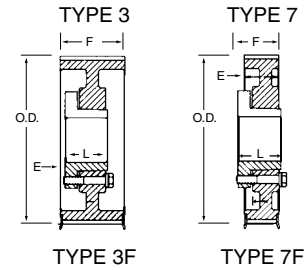
TYPE 6F

1/2 Inch Pitch (H) for 1", 1-1/2", 2" and 3" Wide Belts

Part Number	List Price	Type	Number of Teeth	Nominal Dimensions (in)							Bore		Weight* (Lbs.)
				Pitch Dia.	Pulley OD	Flange OD	E	L	H	MPB	Max.		
1" (100) F Dimension = 1-3/16"													
P14H100	38.60	6F	14	2.228	2.174	2-15/32	3/4	1-3/4	1-1/2	5/8	1	1.4	
P16H100	43.70	6F	16	2.546	2.492	2-25/32	3/4	1-3/4	2	5/8	1-1/4	2.0	
P18H100	46.00	6F	18	2.865	2.811	3-1/8	3/4	1-3/4	2-1/4	5/8	1-1/2	2.8	
P19H100	48.40	6F	19	3.024	2.970	3-1/4	3/4	1-3/4	2-3/8	5/8	1-9/16	3.0	
P20H100	54.40	6F	20	3.183	3.129	3-27/64	3/4	1-3/4	2-1/2	5/8	1-5/8	3.4	
P21H100	54.70	6F	21	3.342	3.288	3-37/64	3/4	1-3/4	2-5/8	3/4	1-11/16	3.8	
P22H100	58.40	6F	22	3.501	3.447	3-3/4	3/4	1-3/4	2-7/8	3/4	1-7/8	4.3	
P24H100	70.70	6F	24	3.820	3.766	4-1/16	3/4	1-3/4	3-1/8	3/4	2-1/8	5.3	
P26H100	74.00	6F	26	4.138	4.084	4-3/8	3/4	1-3/4	3-1/2	3/4	2-1/2	6.7	
P28H100	77.60	6F	28	4.456	4.402	4-11/16	3/4	1-3/4	3-5/8	3/4	2-5/8	8.0	
1-1/2" (150) F Dimension = 1-13/16"													
P14H150	47.80	6F	14	2.228	2.174	2-15/32	3/4	1-9/16	1-1/2	3/8	1	1.8	
P16H150	54.40	6F	16	2.546	2.492	2-25/32	3/4	1-9/16	2	3/4	1-1/4	2.5	
P18H150	58.40	6F	18	2.865	2.811	3-1/8	3/4	1-9/16	2-1/4	3/4	1-1/2	3.3	
P19H150	60.00	6F	19	3.024	2.970	3-1/4	3/4	1-9/16	2-3/8	3/4	1-9/16	3.7	
P20H150	65.40	6F	20	3.183	3.129	3-27/64	3/4	1-9/16	2-1/2	3/4	1-5/8	4.3	
P21H150	66.40	6F	21	3.342	3.288	3-37/64	3/4	1-9/16	2-5/8	3/4	1-11/16	4.8	
P22H150	74.20	6F	22	3.501	3.447	3-3/4	3/4	1-9/16	2-7/8	3/4	1-7/8	5.4	
P24H150	79.50	6F	24	3.820	3.766	4-1/16	3/4	1-9/16	3-1/8	3/4	2-1/8	6.5	
P26H150	86.50	6F	26	4.138	4.084	4-3/8	3/4	1-9/16	3-1/2	3/4	2-1/2	8.4	
P28H150	88.30	6F	28	4.456	4.402	4-11/16	3/4	1-9/16	3-5/8	3/4	2-5/8	9.3	
2" (200) F Dimension = 2-11/32"													
P14H200	58.40	6F	14	2.228	2.174	2-15/32	3/4	3-3/32	1-1/2	3/4	1	2.2	
P16H200	65.32	6F	16	2.546	2.492	2-25/32	3/4	3-3/32	2	3/4	1-1/4	3.1	
P18H200	70.80	6F	18	2.865	2.811	3-1/8	3/4	3-3/32	2-1/4	3/4	1-1/2	3.9	
P19H200	73.40	6F	19	3.024	2.970	3-1/4	3/4	3-3/32	2-3/8	3/4	1-9/16	4.6	
P20H200	76.00	6F	20	3.183	3.129	3-27/64	3/4	3-3/32	2-1/2	3/4	1-5/8	4.9	
P21H200	78.60	6F	21	3.342	3.288	3-37/64	3/4	3-3/32	2-5/8	1	1-11/16	5.6	
P22H200	81.20	6F	22	3.501	3.447	3-3/4	3/4	3-3/32	2-7/8	1	1-7/8	6.3	
P24H200	88.40	6F	24	3.820	3.766	4-1/16	3/4	3-3/32	3-1/8	1	2-1/8	7.5	
P26H200	95.30	6F	26	4.138	4.084	4-3/8	3/4	3-3/32	3-1/2	1	2-1/2	9.5	
P28H200	108.20	6F	28	4.456	4.402	4-11/16	3/4	3-3/32	3-5/8	1	2-5/8	11.0	
3" (300) F Dimension = 3-3/8"													
P16H300	85.50	6F	16	2.546	2.492	2-25/32	3/4	4-1/8	2	3/4	1-1/4	4.1	
P18H300	89.20	6F	18	2.865	2.811	3-1/8	3/4	4-1/8	2-1/4	3/4	1-3/8	5.4	
P19H300	98.60	6F	19	3.024	2.970	3-1/4	3/4	4-1/8	2-3/8	3/4	1-9/16	6.2	
P20H300	100.50	6F	20	3.183	3.129	3-27/64	3/4	4-1/8	2-1/2	3/4	1-7/8	7.0	
P21H300	106.10	6F	21	3.342	3.288	3-37/64	3/4	4-1/8	2-5/8	1	1-11/16	7.5	
P22H300	107.00	6F	22	3.501	3.447	3-3/4	3/4	4-1/8	2-7/8	1-1/8	1-7/8	8.7	
P24H300	107.70	6F	24	3.820	3.766	4-1/16	3/4	4-1/8	3-1/8	1-1/8	2-1/8	10.0	
P26H300	116.50	6F	26	4.138	4.084	4-3/8	3/4	4-1/8	3-1/2	1-1/8	2-1/2	12.3	
P28H300	127.00	6F	28	4.456	4.402	4-11/16	3/4	4-1/8	3-5/8	1-1/8	2-5/8	15.0	

* Weights shown are approximate.

Dimensions shown are for reference purposes only and are subject to change without notice. Where space requirements are critical, consult BANDO for certified specifications.



3/8 Inch Pitch (L) for Belts 1/2", 3/4" and 1" Wide Belts

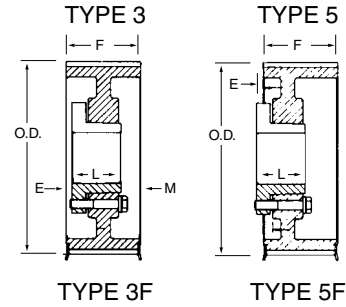
Part Number	List Price†	Type	Number of Teeth	Nominal Dimensions (in)						Bushing	Weight* (Lbs.)
				Pitch Dia.	Pulley OD	Flange OD	E	L	F		
1/2" (050)											
P18L050	28.88	3F	18	2.149	2.119	2.38	—	1	3/4	JA	.7
P20L050	29.64	3F	20	2.387	2.357	2.62	—	1	3/4	JA	.9
P22L050	29.86	3F	22	2.626	2.596	2.88	—	1	3/4	JA	1.1
P24L050	30.18	3F	24	2.865	2.835	3.12	—	1-5/16	3/4	SH	1.4
P26L050	30.40	3F	26	3.104	3.074	3.38	—	1-5/16	3/4	SH	1.6
P28L050	33.08	3F	28	3.342	3.312	3.62	—	1-5/16	3/4	SH	1.9
P30L050	35.24	3F	30	3.581	3.551	3.81	—	1-5/16	3/4	SDS	2.2
P32L050	36.48	3F	32	3.820	3.790	4.06	—	1-5/16	3/4	SDS	2.5
P36L050	63.40	3F	36	4.297	4.267	4.53	—	1-5/16	3/4	SDS	3.0
P40L050	68.88	3F	40	4.775	4.745	5.00	—	1-5/16	3/4	SDS	3.6
P44L050	72.00	3F	44	5.252	5.222	5.48	—	1-5/16	3/4	SDS	4.3
P48L050	80.56	3F	48	5.730	5.700	6.00	—	1-5/16	3/4	SDS	5.1
P60L050	82.84	7	60	7.162	7.132	—	1/4	1-13/16	3/4	SD	5.9
P72L050	84.76	7	72	8.594	8.564	—	1/4	1-13/16	3/4	SD	7.1
P84L050	128.20	7	84	10.027	9.997	—	1/4	1-13/16	3/4	SD	9.0
P96L050	135.68	7	96	11.459	11.429	—	1/4	1-13/16	3/4	SD	10.7
P120L050	148.46	7	120	14.324	14.294	—	1/4	1-13/16	3/4	SD	13.6
3/4" (075)											
P18L075	30.40	3F	18	2.149	2.119	2.38	—	1	1	JA	.8
P20L075	31.56	3F	20	2.387	2.357	2.62	—	1	1	JA	1.1
P22L075	33.40	3F	22	2.626	2.596	2.88	—	1	1	JA	1.2
P24L075	34.10	3F	24	2.865	2.835	3.12	—	1-5/16	1	SH	1.6
P26L075	34.60	3F	26	3.104	3.074	3.38	—	1-5/16	1	SH	1.8
P28L075	37.64	3F	28	3.342	3.312	3.62	—	1-5/16	1	SH	2.1
P30L075	39.52	3F	30	3.581	3.551	3.81	—	1-5/16	1	SDS	2.5
P32L075	42.20	3F	32	3.820	3.790	4.06	—	1-5/16	1	SDS	2.8
P36L075	67.88	3F	36	4.297	4.267	4.53	1/4	1-5/16	1	SDS	3.3
P40L075	68.04	3F	40	4.775	4.745	5.00	1/4	1-5/16	1	SDS	4.0
P44L075	77.32	3F	44	5.252	5.222	5.48	1/4	1-5/16	1	SDS	4.8
P48L075	82.48	3F	48	5.730	5.700	6.00	1/4	1-5/16	1	SDS	5.6
P60L075	85.12	3	60	7.162	7.132	—	—	1-13/16	1	SD	6.6
P72L075	88.16	7	72	8.594	8.564	—	1/8	1-13/16	1	SD	7.8
P84L075	91.96	7	84	10.027	9.997	—	1/8	1-13/16	1	SD	9.8
P96L075	129.86	7	96	11.459	11.429	—	1/8	1-13/16	1	SD	11.7
P120L075	151.68	7	120	14.324	14.294	—	1/8	1-13/16	1	SD	14.8
1" (100)											
P18L100	33.08	3F	18	2.149	2.119	2.38	—	1	1-1/4	JA	1.0
P20L100	34.60	3F	20	2.387	2.357	2.62	—	1	1-1/4	JA	1.3
P22L100	34.96	3F	22	2.626	2.596	2.88	—	1	1-1/4	JA	1.3
P24L100	36.10	3F	24	2.865	2.835	3.12	—	1-5/16	1-1/4	SH	1.8
P26L100	37.64	3F	26	3.104	3.074	3.38	—	1-5/16	1-1/4	SH	2.0
P28L100	39.52	3F	28	3.342	3.312	3.62	—	1-5/16	1-1/4	SH	2.4
P30L100	42.96	3F	30	3.581	3.551	3.81	—	1-5/16	1-1/4	SDS	2.7
P32L100	46.36	3F	32	3.820	3.790	4.06	—	1-5/16	1-1/4	SDS	3.0
P36L100	71.64	3F	36	4.297	4.267	4.53	1/4	1-5/16	1-1/4	SDS	3.6
P40L100	74.40	3F	40	4.775	4.745	5.00	—	1-5/16	1-1/4	SDS	4.4
P44L100	81.56	3F	44	5.252	5.222	5.48	1/2	1-5/16	1-1/4	SDS	5.2
P48L100	85.88	3F	48	5.730	5.700	6.00	1/2	1-5/16	1-1/4	SDS	6.1
P60L100	88.56	3	60	7.162	7.132	—	—	1-13/16	1-1/4	SD	7.1
P72L100	91.96	7	72	8.594	8.564	—	—	1-13/16	1-1/4	SD	8.6
P84L100	135.16	7	84	10.027	9.997	—	—	1-13/16	1-1/4	SD	10.7
P96L100	145.28	7	96	11.459	11.429	—	—	1-13/16	1-1/4	SD	12.7
P120L100	159.72	7	120	14.324	14.294	—	—	1-13/16	1-1/4	SD	16.1

* Weights shown are approximate.

Pulley Type: F = Flanged

† Prices do not include bushing.

Dimensions shown are for reference purposes only and are subject to change without notice. Where space requirements are critical, consult BANDO for certified specifications.



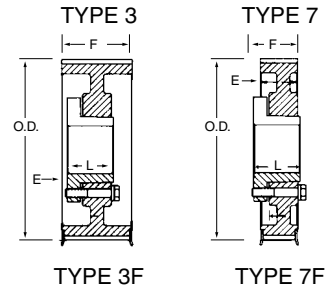
1/2 Inch Pitch (H) for 1" and 1-1/2" Wide Belts

Part Number	List Price†	Type	Number of Teeth	Nominal Dimensions (in)						Bushing	Weight* (Lbs.)
				Pitch Dia.	Pulley OD	Flange OD	E	L	F		
1.0" (100)											
P14H100	30.40	3F	14	2.228	2.174	2.44	—	1	1-5/16	JA	1.1
P16H100	34.96	3F	16	2.546	2.492	2.75	—	1	1-5/16	JA	1.2
P18H100	37.08	3F	18	2.865	2.811	3.12	—	1-5/16	1-5/16	SH	1.8
P20H100	41.04	3F	20	3.183	3.129	3.38	—	1-5/16	1-5/16	SH	2.2
P22H100	45.60	3F	22	3.501	3.447	3.75	—	1-5/16	1-5/16	SDS	2.6
P24H100	50.56	3F	24	3.820	3.766	4.06	—	1-5/16	1-5/16	SDS	3.0
P26H100	57.76	3F	26	4.138	4.084	4.38	—	1-5/16	1-5/16	SDS	3.4
P28H100	61.56	3F	28	4.456	4.402	4.69	—	1-5/16	1-5/16	SDS	4.0
P30H100	66.52	3F	30	4.775	4.721	5.00	—	1-13/16	1-5/16	SD	5.7
P32H100	71.44	3F	32	5.093	5.039	5.31	—	1-15/16	1-5/16	SK	6.6
P36H100	83.40	3F	36	5.730	5.676	5.95	—	1-15/16	1-5/16	SK	8.4
P40H100	93.48	3F	40	6.366	6.312	6.56	—	1-15/16	1-5/16	SK	10.4
P44H100	109.92	3F	44	7.003	6.949	7.25	—	1-15/16	1-5/16	SK	12.6
P48H100	114.00	3F	48	7.639	7.585	7.88	—	1-15/16	1-5/16	SK	11.1
P60H100	117.04	5	60	9.549	9.495	—	—	2-1/16	1-5/16	SF	15.0
P72H100	145.52	5	72	11.459	11.405	—	—	2-1/16	1-5/16	SF	20.8
P84H100	236.08	5	84	13.369	13.315	—	—	2-1/16	1-5/16	SF	23.6
P96H100	267.04	5	96	15.279	15.225	—	—	2-1/16	1-5/16	SF	26.4
P120H100	338.60	5	120	19.099	19.045	—	—	2-1/16	1-5/16	SF	34.4
P156H100	445.46	5	156	24.828	24.774	—	—	2-1/16	1-5/16	SF	48.8
1-1/2" (150)											
P14H150	40.28	3F	14	2.228	2.174	2.44	—	1	1-13/16	JA	1.3
P16H150	44.08	3F	16	2.546	2.492	2.75	—	1	1-13/16	JA	1.4
P18H150	45.60	3F	18	2.865	2.811	3.12	—	1-5/16	1-13/16	SH	2.2
P20H150	50.92	3F	20	3.183	3.129	3.38	—	1-5/16	1-13/16	SH	2.6
P22H150	57.00	3F	22	3.501	3.447	3.75	—	1-13/16	1-13/16	SD	3.5
P24H150	61.56	3F	24	3.820	3.766	4.06	—	1-13/16	1-13/16	SD	4.2
P26H150	68.40	5F	26	4.138	4.084	4.38	—	1-13/16	1-13/16	SD	4.7
P28H150	72.20	5F	28	4.456	4.402	4.69	9/16	1-13/16	1-13/16	SD	5.6
P30H150	77.52	5F	30	4.775	4.721	5.00	9/16	1-13/16	1-13/16	SD	6.4
P32H150	83.60	5F	32	5.093	5.039	5.31	9/16	1-15/16	1-13/16	SK	7.2
P36H150	96.00	5F	36	5.730	5.676	5.95	9/16	1-15/16	1-13/16	SK	9.2
P40H150	104.12	5F	40	6.366	6.312	6.56	9/16	1-15/16	1-13/16	SK	11.1
P44H150	122.68	5F	44	7.003	6.949	7.25	9/16	1-15/16	1-13/16	SK	13.6
P48H150	126.92	5F	48	7.639	7.585	7.88	9/16	1-15/16	1-13/16	SK	14.5
P60H150	143.64	5	60	9.549	9.495	—	9/32	2-1/16	1-13/16	SF	16.7
P72H150	158.84	5	72	11.459	11.405	—	9/32	2-1/16	1-13/16	SF	22.9
P84H150	251.04	5	84	13.369	13.315	—	1/2	2-1/16	1-13/16	SF	25.9
P96H150	302.30	5	96	15.279	15.225	—	1/2	2-1/16	1-13/16	SF	29.4
P120H150	381.34	5	120	19.099	19.045	—	1/2	2-1/16	1-13/16	SF	38.5
P156H150	498.86	5	156	24.828	24.774	—	5/16	2-1/16	1-13/16	SF	54.7

* Weights shown are approximate.

Pulley Type: F = Flanged † Prices do not include bushing.

Dimensions shown are for reference purposes only and are subject to change without notice. Where space requirements are critical, consult Bando for certified specifications.



1/2 Inch Pitch (H) for 2" and 3" Wide Belts

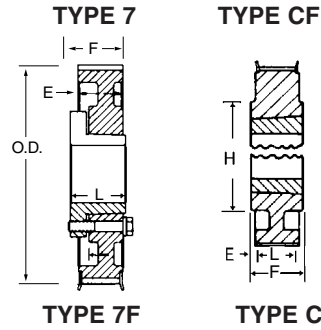
Part Number	List Price†	Type	Number of Teeth	Nominal Dimensions (in)						Bushing	Weight* (Lbs.)
				Pitch Dia.	Pulley OD	Flange OD	E	L	F		
2" (200)											
P14H200	50.16	3F	14	2.228	2.174	2.44	—	1	2-11/32	JA	1.7
P16H200	55.88	3F	16	2.546	2.492	2.75	—	1	2-11/32	JA	1.7
P18H200	58.52	3F	18	2.865	2.811	3.12	—	1-5/16	2-11/32	SH	2.6
P20H200	64.60	3F	20	3.183	3.129	3.38	—	1-5/16	2-11/32	SH	3.4
P22H200	66.88	3F	22	3.501	3.447	3.75	—	1-5/16	2-11/32	SD	4.1
P24H200	71.44	3F	24	3.820	3.766	4.06	—	1-5/16	2-11/32	SD	4.7
P26H200	77.52	3F	26	4.138	4.084	4.38	15/16	1-5/16	2-11/32	SD	5.2
P28H200	82.84	3F	28	4.456	4.402	4.69	15/16	1-5/16	2-11/32	SD	6.2
P30H200	88.92	3F	30	4.775	4.721	5.00	15/16	1-5/16	2-11/32	SD	7.1
P32H200	93.48	3F	32	5.093	5.039	5.31	15/16	1-15/16	2-11/32	SK	8.1
P36H200	121.08	3F	36	5.730	5.676	5.95	15/16	1-15/16	2-11/32	SK	10.3
P40H200	134.92	3F	40	6.366	6.312	6.56	15/16	1-15/16	2-11/32	SK	12.2
P44H200	146.68	3F	44	7.003	6.949	7.25	15/16	1-15/16	2-11/32	SK	15.0
P48H200	148.70	3F	48	7.639	7.585	7.88	35/64	2-1/16	2-11/32	SF	18.1
P60H200	157.32	7	60	9.549	9.495	—	35/64	2-1/16	2-11/32	SF	19.8
P72H200	249.94	7	72	11.459	11.405	—	35/64	2-1/16	2-11/32	SF	24.8
P84H200	293.74	7	84	13.369	13.315	—	1/8	2-1/16	2-11/32	SF	29.7
P96H200	352.48	7	96	15.279	15.225	—	3/8	2-3/4	2-11/32	E	42.3
P120H200	474.30	7	120	19.099	19.045	—	3/8	2-3/4	2-11/32	E	53.8
P156H200	616.36	7	156	24.828	24.774	—	1/4	2-3/4	2-11/32	E	74.5
3" (300)											
P22H300	99.56	3F	22	3.501	3.447	3.75	—	1-1/4	3-3/8	SD	5.1
P24H300	106.40	3F	24	3.820	3.766	4.06	—	1-1/4	3-3/8	SD	5.8
P26H300	112.48	3F	26	4.138	4.084	4.38	1/16	1-1/4	3-3/8	SD	6.2
P28H300	118.56	3F	28	4.456	4.402	4.69	1/16	1-1/4	3-3/8	SD	7.5
P30H300	125.40	3F	30	4.775	4.721	5.00	7/16	1-1/4	3-3/8	SD	8.7
P32H300	125.40	3F	32	5.093	5.039	5.31	3/8	1-7/8	3-3/8	SK	9.6
P36H300	145.56	3F	36	5.730	5.676	5.95	3/8	1-7/8	3-3/8	SK	12.4
P40H300	140.60	3F	40	6.366	6.312	6.56	3/8	1-7/8	3-3/8	SK	14.3
P44H300	162.68	3F	44	7.003	6.949	7.25	3/8	1-7/8	3-3/8	SK	17.6
P48H300	164.92	3F	48	7.639	7.585	7.88	3/8	2	3-3/8	SF	21.1
P60H300	189.24	3	60	9.549	9.495	—	3/8	2	3-3/8	SF	24.2
P72H300	298.00	3	72	11.459	11.405	—	3/8	2	3-3/8	SF	28.5
P84H300	351.46	3	84	13.369	13.315	—	3/8	2	3-3/8	SF	34.9
P96H300	437.98	3	96	15.279	15.225	—	1/8	2-5/8	3-3/8	E	48.6
P120H300	571.48	3	120	19.099	19.045	—	1/8	2-5/8	3-3/8	E	62.2
P156H300	705.04	3	156	24.828	24.774	—	1/8	2-5/8	3-3/8	E	86.3

* Weights shown are approximate.

Pulley Type: F = Flanged

† Prices do not include bushing.

Dimensions shown are for reference purposes only and are subject to change without notice. Where space requirements are critical, consult Bando for certified specifications.



3/8 Inch Pitch (L) for 1/2", 3/4" and 1" Wide Belts

Part Number	List Price†	Type	Number of Teeth	Nominal Dimensions (in)							Bushing	Weight* (Lbs.)
				Pitch Dia.	Pulley OD	Flange OD	E	L	H	F		
1/2" (050)												
TL18L050	22.60	CF	18	2.149	2.119	2-3/8	1/8	7/8	1-1/16	3/4	TL1008	.45
TL20L050	25.20	CF	20	2.387	2.357	2-5/8	1/8	7/8	1-3/4	3/4	TL1008	.68
TL22L050	29.00	CF	22	2.626	2.596	2-7/8	1/8	7/8	2-1/16	3/4	TL1008	.90
TL24L050	30.40	CF	24	2.865	2.835	3-1/8	1/4	1	2-1/4	3/4	TL1210	.81
TL26L050	32.00	CF	26	3.104	3.074	3-3/8	1/4	1	2-5/8	3/4	TL1210	1.20
TL28L050	32.60	CF	28	3.342	3.312	3-5/8	1/4	1	2-3/4	3/4	TL1210	1.40
TL30L050	34.40	CF	30	3.581	3.551	3-13/16	1/4	1	2-7/8	3/4	TL1610	1.50
TL32L050	37.00	CF	32	3.820	3.790	4-1/16	7/16	1	3-1/16	3/4	TL1610	1.75
TL40L050	56.00	CF	40	4.775	4.745	5	7/16	1-1/4	3-5/16	3/4	TL2012	2.40
TL48L050	69.00	CF	48	5.730	5.700	6	7/16	1-1/4	3-5/16	3/4	TL2012	4.63
TL60L050	74.00	7	60	7.162	7.132	-	1/4	1-1/4	4-3/8	3/4	TL2012	4.90
3/4" (075)												
TL18L075	26.20	CF	18	2.149	2.119	2-3/8	1/8	7/8	-	1	TL1008	.50
TL20L075	28.00	CF	20	2.387	2.357	2-5/8	1/8	7/8	-	1	TL1008	.81
TL22L075	31.00	CF	22	2.626	2.596	2-7/8	1/8	7/8	-	1	TL1008	1.13
TL24L075	32.60	CF	24	2.865	2.835	3-1/8	-	1	-	1	TL1210	1.00
TL26L075	36.00	CF	26	3.104	3.074	3-3/8	-	1	-	1	TL1210	1.20
TL28L075	38.00	CF	28	3.342	3.312	3-5/8	-	1	-	1	TL1610	1.20
TL30L075	41.00	CF	30	3.581	3.551	3-13/16	-	1	-	1	TL1610	1.50
TL32L075	44.00	CF	32	3.820	3.790	4-1/16	-	1	-	1	TL1610	1.90
TL40L075	58.00	CF	40	4.775	4.745	5	3/16	1-1/4	3-1/2	1	TL2012	3.63
TL48L075	70.00	CF	48	5.730	5.700	6	3/16	1-1/4	3-15/16	1	TL2012	5.50
TL60L075	77.00	CF	60	7.162	7.132	-	1/8	1-1/4	4-3/8	1	TL2012	6.81
1" (100)												
TL18L100	28.00	CF	18	2.149	2.119	2-3/8	-	7/8	-	1-1/4	TL1008	.70
TL20L100	30.00	CF	20	2.387	2.357	2-5/8	-	7/8	-	1-1/4	TL1008	1.00
TL22L100	31.60	CF	22	2.626	2.596	2-7/8	-	7/8	-	1-1/4	TL1008	1.30
TL24L100	33.20	CF	24	2.865	2.835	3-1/8	-	1	-	1-1/4	TL1210	1.30
TL26L100	38.00	CF	26	3.104	3.074	3-3/8	-	1	-	1-1/4	TL1210	1.70
TL28L100	42.00	CF	28	3.342	3.312	3-5/8	-	1	-	1-1/4	TL1610	1.70
TL30L100	45.00	CF	30	3.581	3.551	3-13/16	-	1	-	1-1/4	TL1610	2.20
TL32L100	49.00	CF	32	3.820	3.790	4-1/16	-	1	-	1-1/4	TL1610	2.70
TL40L100	58.00	CF	40	4.775	4.745	5	-	1-1/4	-	1-1/4	TL2012	4.13
TL48L100	74.00	CF	48	5.730	5.700	6	-	1-1/4	-	1-1/4	TL2012	6.31
TL60L100	80.00	C	60	7.162	7.132	-	-	1-1/4	-	1-1/4	TL2012	6.00

* Weights shown are approximate.

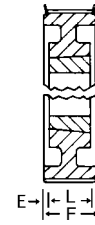
Pulley Type: F = Flanged

† Prices do not include bushing.

Dimensions shown are for reference purposes only and are subject to change without notice. Where space requirements are critical, consult Bando for certified specifications.

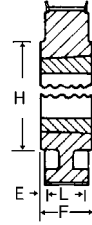


TYPE AF



TYPE A

TYPE CF



TYPE C

1/2 Inch Pitch (H) for 1", 1-1/2", 2" and 3" Wide Belts

Part Number	List Price†	Type	Number of Teeth	Nominal Dimensions (in)							Bushing	Weight* (Lbs.)
				Pitch Dia.	Pulley OD	Flange OD	E	L	H	F		
1" (100)												
TL14H100	28.00	CF	14	2.228	2.174	2-15/32	7/16	7/8	—	1-5/16	TL1008	.8
TL16H100	33.20	CF	16	2.546	2.492	2-25/32	7/16	7/8	—	1-5/16	TL1008	1.3
TL18H100	34.40	CF	18	2.865	2.811	3-1/8	5/16	1	—	1-5/16	TL1210	1.2
TL20H100	36.00	CF	20	3.183	3.129	3-27/64	5/16	1	—	1-5/16	TL1210	1.7
TL22H100	39.00	CF	22	3.501	3.447	3-3/4	5/16	1	—	1-5/16	TL1610	2.0
TL24H100	40.40	CF	24	3.820	3.766	4-1/16	1/16	1	—	1-5/16	TL1610	1.8
TL26H100	45.00	CF	26	4.138	4.084	4-3/8	1/16	1-1/4	—	1-5/16	TL2012	2.7
TL28H100	58.00	CF	28	4.456	4.402	4-11/16	1/16	1-1/4	—	1-5/16	TL2012	3.4
TL30H100	60.00	CF	30	4.775	4.721	5	1/16	1-1/4	—	1-5/16	TL2012	3.9
TL32H100	66.00	CF	32	5.093	5.039	5-21/64	7/16	1-3/4	4	1-5/16	TL2517	4.1
TL40H100	86.00	CF	40	6.366	6.312	6-9/16	7/16	1-3/4	4-7/16	1-5/16	TL2517	8.4
TL48H100	104.00	CF	48	7.639	7.585	7-7/8	11/32	1-3/4	4-7/16	1-5/16	TL2517	13.0
1-1/2" (150)												
TL14H150	42.60	AF	14	2.228	2.174	2-15/32	15/32	7/8	—	1-13/16	TL1008	1.0
TL16H150	43.60	AF	16	2.546	2.492	2-25/32	15/32	7/8	—	1-13/16	TL1008	1.5
TL18H150	45.00	CF	18	2.865	2.811	3-1/8	—	1-1/2	—	1-13/16	TL1215	1.8
TL20H150	46.20	CF	20	3.183	3.129	3-27/64	—	1-1/2	—	1-13/16	TL1215	2.4
TL22H150	51.00	CF	22	3.501	3.447	3-3/4	—	1-1/2	—	1-13/16	TL1615	2.8
TL24H150	57.00	CF	24	3.820	3.766	4-1/16	—	1-1/4	—	1-13/16	TL2012	3.1
TL26H150	64.00	CF	26	4.138	4.084	4-3/8	—	1-1/4	—	1-13/16	TL2012	3.8
TL28H150	71.00	CF	28	4.456	4.402	4-11/16	—	1-1/4	—	1-13/16	TL2012	4.8
TL30H150	74.00	CF	30	4.775	4.721	5	—	1-1/4	—	1-13/16	TL2012	5.1
TL32H150	78.00	CF	32	5.093	5.039	5-21/64	—	1-3/4	—	1-13/16	TL2517	5.3
TL40H150	96.00	CF	40	6.366	6.312	6-9/16	—	1-3/4	—	1-13/16	TL2517	9.2
TL48H150	116.00	CF	48	7.639	7.585	7-7/8	—	1-3/4	—	1-13/16	TL2517	16.8
2" (200)												
TL16H200	49.00	AF	16	2.546	2.492	2-25/32	47/64	7/8	—	2-11/32	TL1008	1.9
TL18H200	52.00	AF	18	2.865	2.811	3-1/8	27/64	1-1/2	—	2-11/32	TL1215	2.2
TL20H200	57.00	AF	20	3.183	3.129	3-27/64	27/64	1-1/2	—	2-11/32	TL1215	3.1
TL22H200	62.00	AF	22	3.501	3.447	3-3/4	27/64	1-1/2	—	2-11/32	TL1615	3.4
TL24H200	67.00	AF	24	3.820	3.766	4-1/16	43/64	1-1/4	—	2-11/32	TL2012	3.1
TL26H200	72.00	AF	26	4.138	4.084	4-3/8	43/64	1-1/4	—	2-11/32	TL2012	4.3
TL28H200	77.00	AF	28	4.456	4.402	4-11/16	43/64	1-1/4	—	2-11/32	TL2012	5.3
TL30H200	80.00	AF	30	4.775	4.721	5	43/64	1-1/4	—	2-11/32	TL2012	7.0
TL32H200	86.00	CF	32	5.093	5.039	5-21/64	—	1-3/4	—	2-11/32	TL2517	6.8
TL40H200	124.00	CF	40	6.366	6.312	6-9/16	—	1-3/4	—	2-11/32	TL2517	13.5
TL48H200	120.00	CF	48	7.639	7.585	7-7/8	—	2	—	2-11/32	TL3020	18.9
3" (300)												
TL18H300	78.00	AF	18	2.865	2.811	3-1/8	15/16	1-1/2	—	3-3/8	TL1215	3.0
TL20H300	84.00	AF	20	3.183	3.129	3-27/64	15/16	1-1/2	—	3-3/8	TL1215	4.2
TL22H300	92.00	AF	22	3.501	3.447	3-3/4	15/16	1-1/2	—	3-3/8	TL1215	4.6
TL24H300	100.00	AF	24	3.820	3.766	4-1/16	1-1/16	1-1/4	—	3-3/8	TL2012	3.8
TL26H300	106.00	AF	26	4.138	4.084	4-3/8	1-1/16	1-1/4	—	3-3/8	TL2012	5.4
TL28H300	116.00	AF	28	4.456	4.402	4-11/16	1-1/16	1-1/4	—	3-3/8	TL2012	8.0
TL30H300	114.00	AF	30	4.775	4.721	5	43/64	1-1/4	—	3-3/8	TL2012	7.0
TL32H300	122.00	—	32	5.039	5.039	—	13/16	1-3/4	—	3-3/8	TL2517	7.4
TL40H300	130.00	—	40	6.312	6.312	—	13/16	1-3/4	—	3-3/8	TL2517	12.1
TL48H300	138.00	—	48	7.585	7.585	—	11/16	2	—	3-3/8	TL3020	16.3

* Weights shown are approximate.

Pulley Type: F = Flanged

† Prices do not include bushing.

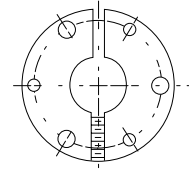
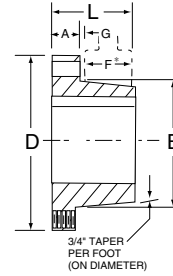
Dimensions shown are for reference purposes only and are subject to change without notice. Where space requirements are critical, consult Bando for certified specifications.

BANDO

QD®



The original sheave and pulley mounting system developed to facilitate installation and replacement of components. The QD® (Quick Detachable) design provides for both conventional (flange outboard) and reverse (flange inboard) mounting configurations.



A setscrew over the keyway prevents key drift.

Bushing Size	List Price	Weight* (Lbs.)	Nominal Dimensions (in)						Bore Range (in)				Bolt	Cap Screws Required
			A	B	D	F ³	G	L	Min.	Full Keyway	Shallow Keyway†	No Key		
D	9.70	0.4	1/4	1.625	2-1/2	9/16	3/16	1-1/4	3/8	1-7/16	-	-	2	(2) 1/4 X 3/4
JA	12.60	0.8	5/16	1.375	2	9/16	3/16	1	1/2	1	1-3/16	1-1/4	1-21/32	(3) 10-24 X 1
SH	17.20	0.9	7/16	1.871	2-11/16	3/4	7/32	1-5/16	1/2	1-3/8	1-5/8	1-11/16	2-1/4	(3) 1/4-20 X 1-3/8
SDS	20.00	1.3	7/16	2.187	3-3/16	3/4	1/4	1-5/16	1/2	1-5/8	1-15/16	2	2-11/16	(3) 1/4-20 X 1-3/8
SD	24.00	1.5	7/16	2.187	3-3/16	1-1/4	1/4	1-13/16	1/2	1-5/8	1-15/16	2	2-11/16	(3) 1/4-20 X 1-7/8
SK	31.00	2.8	9/16	2.812	3-29/32	1-1/4	1/4	1-15/16	1/2	2-1/8	2-1/2	2-5/8	3-15/16	(3) 5/16-18 X 2
SF	38.00	3.9	5/8	3.125	4-5/8	1-1/4	1/4	2-1/16	1/2	2-5/16	2-13/16	2-15/16	3-7/8	(3) 3/8-16 X 2
E	80.00	8.5	7/8	3.834	6	1-5/8	1/4	2-3/4	7/8	2-7/8	3-1/2	-	5	(3) 1/2-13 X 2-3/4
F	128.00	14.0	1	4.437	6-5/8	2-1/2	11/32	3-3/4	1	3-5/16	3-15/16	4	5-5/8	(3) 9/16-12 X 3-5/8
J	160.00	22.0	1-1/8	5.145	7-1/4	3-3/16	7/16	4-5/8	1-1/2	3-3/4	4-1/2	-	6-1/4	(3) 5/8-11 X 4-1/2
M	320.00	49.0	1-1/4	6.496	9	5-3/16	7/16	6-3/4	2	4-3/4	5-1/2	-	7-7/8	(4) 3/4-10 X 6-3/4

³ Length of taper in mating bore

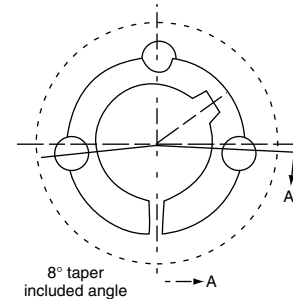
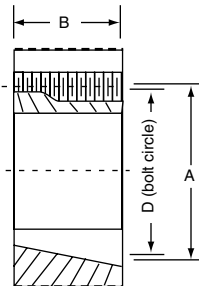
† Shallow key furnished with bushing

* Weights shown are approximate and are based on mid-range bore size.

TL®



TL® bushings are preferred where mounting space is at a premium. The TL® bushing can only be installed in the conventional (large end outboard) position.



Bushing Size	List Price	Weight* (Lbs.)	Nominal Dimensions (in)			Bore Range (in)			Setscrews
			A	B	D	Min.	Full Keyway	Shallow Keyway†	
TL1008	11.60	0.2	1.386	7/8	1-21/64	1/2	7/8	1	(2) 1/4 X 1/2
TL1108	12.00	0.2	1.511	7/8	1-21/64	1/2	1	1-1/8	(2) 1/4 X 1/2
TL1210	12.80	0.5	1-7/8	1	1-3/4	1/2	1-1/4	-	(2) 3/8 X 5/8
TL1215	14.00	0.6	1-7/8	1-1/2	1-3/4	1/2	1-1/4	-	(2) 3/8 X 5/8
TL1310	14.40	0.7	2	1	1-7/8	1/2	1-1/4	1-7/16	(2) 3/8 X 5/8
TL1610	14.80	0.8	2-1/4	1	2-1/8	1/2	1-1/2	1-11/16	(2) 3/8 X 5/8
TL1615	15.40	1.0	2-1/4	1-1/2	2-1/8	1/2	1-1/2	1-11/16	(2) 3/8 X 5/8
TL2012	20.00	1.4	2-3/4	1-1/4	2-5/8	1/2	1-7/8	2-1/8	(2) 7/16 X 7/8
TL2517	24.60	2.8	3-3/8	1-3/4	3-1/4	1/2	2-1/4	2-11/16	(2) 1/2 X 1
TL2525	36.40	3.8	3-3/8	2-1/2	3-1/4	3/4	2-1/4	2-1/2	(2) 1/2 X 1
TL3020	37.00	5.8	4-1/4	2	4	7/8	2-3/4	3-1/4	(2) 5/8 X 1-1/4
TL3030	54.00	7.4	4-1/4	3	4	15/16	2-3/4	3-1/4	(2) 5/8 X 1-1/4
TL3525	67.72	7.9	5	2-1/2	4.83	1-3/16	3-1/4	3-1/2	(2) 1/2 X 1-1/2
TL3535	76.00	9.5	5	3-1/2	4.83	1-3/16	3-1/4	3-15/16	(3) 1/2 X 1-1/2
TL4030	108.72	13.2	5-3/4	3	5.54	1-7/16	3-5/8	4	(2) 5/8 X 1-3/4
TL4040	122.00	15.0	5-3/4	4	5.54	1-7/16	3-3/4	4-7/16	(3) 5/8 X 1-3/4
TL4535	147.32	15.2	6-3/8	4-1/2	6.13	1-15/16	4-1/4	4-1/2	(2) 3/4 X 2
TL5040	203.52	22.2	7	5	6.72	2-7/16	4-1/2	5	(2) 7/8 X 2-1/4
TL6050	584.00	52.4	9-1/4	5	9	4-7/17	6	-	(3) 1-1/4 X 3-1/2

* Weights shown are approximate and are based on mid-range bore size.

† Shallow key furnished with bushing

Dimensions show are for reference purposes only and are subject to change without notice. Where space requirements are critical, consult Bando for certified specifications.



Bushing Size	Standard Bore Sizes Available
JA	1/2, 9/16, 5/8, 11/16, 3/4, 13/16, 7/8, 15/16, 1, 1-1/16+, 1-1/8+, 1-3/16+, 1-1/4*
SH	1/2, 9/16, 5/8, 11/16, 3/4, 13/16, 7/8, 15/16, 1, 1-1/16, 1-1/8, 1-3/16, 1-1/4, 1-5/16, 1-3/8, 1-7/16+, 1-1/2+, 1-9/16+, 1-5/8+, 1-11/16*
SDS	1/2, 9/16, 5/8, 11/16, 3/4, 13/16, 7/8, 15/16, 1, 1-1/16, 1-1/8, 1-3/16, 1-1/4, 1-5/16, 1-3/8, 1-7/16, 1-1/2, 1-9/16, 1-5/8, 1-11/16+, 1-3/4+, 1-13/16+, 1-7/8+, 1-15/16+, 2*
SD	1/2, 9/16, 5/8, 11/16, 3/4, 13/16, 7/8, 15/16, 1, 1-1/16, 1-1/8, 1-3/16, 1-1/4, 1-5/16, 1-3/8, 1-7/16, 1-1/2, 1-9/16, 1-5/8, 1-11/16+, 1-3/4+, 1-13/16+, 1-7/8+, 1-15/16+, 2*
SK	1/2, 9/16, 5/8, 11/16, 3/4, 13/16, 7/8, 15/16, 1, 1-1/16, 1-1/8, 1-3/16, 1-1/4, 1-5/16, 1-3/8, 1-7/16, 1-1/2, 1-9/16, 1-5/8, 1-11/16, 1-3/4, 1-13/16, 1-7/8, 1-15/16, 2, 2-1/16, 2-1/8, 2-3/16+, 2-1/4+, 2-5/16+, 2-3/8+, 2-7/16+, 2-1/2+, 2-5/8*
SF	1/2, 9/16, 5/8, 11/16, 3/4, 13/16, 7/8, 15/16, 1, 1-1/16, 1-1/8, 1-3/16, 1-1/4, 1-5/16, 1-3/8, 1-7/16, 1-1/2, 1-9/16, 1-5/8, 1-11/16, 1-3/4, 1-13/16, 1-7/8, 1-15/16, 2, 2-1/16, 2-1/8, 2-3/16, 2-1/4, 2-5/16, 2-3/8+, 2-7/16+, 2-1/2+, 2-5/8+, 2-11/16+, 2-3/4+, 2-13/16+, 2-7/8+, 2-15/16*
E	7/8, 15/16, 1, 1-1/16, 1-1/8, 1-3/16, 1-1/4, 1-5/16, 1-3/8, 1-7/16, 1-1/2, 1-9/16, 1-5/8, 1-11/16, 1-3/4, 1-13/16, 1-7/8, 1-15/16, 2, 2-1/16, 2-1/8, 2-3/16, 2-1/4, 2-5/16, 2-3/8, 2-7/16, 2-1/2, 2-5/8, 2-11/16, 2-3/4, 2-13/16, 2-7/8, 2-15/16+, 3+, 3-1/8+, 3-3/16+, 3-1/4+, 3-3/8+, 3-7/16+, 3-1/2+
F	1, 1-1/16, 1-1/8, 1-3/16, 1-1/4, 1-5/16, 1-3/8, 1-7/16, 1-1/2, 1-9/16, 1-5/8, 1-11/16, 1-3/4, 1-13/16, 1-7/8, 1-15/16, 2, 2-1/16, 2-1/8, 2-3/16, 2-1/4, 2-5/16, 2-3/8, 2-7/16, 2-1/2, 2-5/8, 2-11/16, 2-3/4, 2-13/16, 2-7/8, 2-15/16, 3, 3-1/8, 3-3/16, 3-1/4, 3-3/8+, 3-7/16+, 3-1/2+, 3-5/8+, 3-11/16+, 3-3/4+, 3-7/8+, 3-15/16+, 4*
J	1-1/2, 1-9/16, 1-5/8, 1-11/16, 1-3/4, 1-13/16, 1-7/8, 1-15/16, 2, 2-1/16, 2-1/8, 2-3/16, 2-1/4, 2-5/16, 2-3/8, 2-7/16, 2-1/2, 2-5/8, 2-11/16, 2-3/4, 2-13/16, 2-7/8, 2-15/16, 3, 3-1/8, 3-3/16, 3-1/4, 3-3/8, 3-7/16, 3-1/2, 3-5/8, 3-11/16, 3-3/4, 3-7/8+, 3-15/16+, 4, 4-1/8+, 4-3/16+, 4-1/4+, 4-3/8+, 4-7/16+, 4-1/2+
M	2, 2-1/16, 2-1/8, 2-3/16, 2-1/4, 2-5/16, 2-3/8, 2-7/16, 2-1/2, 2-5/8, 2-11/16, 2-3/4, 2-13/16, 2-7/8, 2-15/16, 3, 3-1/8, 3-3/16, 3-1/4, 3-3/8, 3-7/16, 3-1/2, 3-5/8, 3-11/16, 3-3/4, 3-7/8, 3-15/16, 4, 4-1/8, 4-3/16, 4-1/4, 4-3/8, 4-7/16, 4-1/2, 4-5/8, 4-11/16, 4-3/4, 4-7/8, 4-15/16, 5, 5-1/4, 5-3/8, 5-7/16, 5-1/2

+ Non-standard keyway bushing

* No keyway bushing



QD[®] Bushings - Standard Metric Bore & Keyways

Bore	Key** W x T	Bushing Sizes
24	8 x 7	SH SDS SD SK
25	8 x 7	SH SDS SD SK
28	8 x 7	SH SDS SD SK SF
30	8 x 7	SH SDS SD SK SF
32	10 x 8	SH SDS SD SK SF
35	10 x 8	SH SDS SD SK SF E
38	10 x 8	SDS SD SK SF E
40	12 x 8	SDS SD SK SF E
42	12 x 8	SDS SD SK SF E
48	14 x 9	SK SF E F
50	14 x 9	SK SF E F J
55	16 x 10	SK SF E F J
60	18 x 11	SF E F J
65	18 x 11	E F J
70	20 x 12	E F J
75	20 x 12	E F J
80	22 x 14	F J
85	22 x 14	F J
90	25 x 14	F J
95	25 x 14	J
100	28 x 16	J

** The metric system does not refer to keyseat or keyway dimensions as does the English system; instead dimensions are given for the key itself which is rectangular in shape not square as in the English system. The correct terminology when ordering metric bored bushings with millimeter keyways will be either of the following:

1. Specify standard keyway.
2. Customer to specify key size (keyseat to be standard size in shaft)



Bushing Size	Standard Bore Sizes Available
TL1008	1/2, 5/8, 3/4, 7/8, 15/16+, 1+
TL 1108	1/2, 9/16, 5/8, 11/16, 3/4, 13/16, 7/8, 15/16, 1, 1-1/8+
TL1210	1/2, 5/8 3/4, 7/8, 15/16, 1, 1-1/8, 1-3/16, 1-1/4
TL1215	1/2, 5/8, 3/4, 7/8, 15/16, 1, 1-1/8, 1-3/16, 1-1/4
TL1310	1/2, 5/8, 3/4, 7/8, 15/16, 1, 1-1/8, 1-3/16, 1-1/4, 1-3/8
TL1610	1/2, 5/8, 3/4, 7/8, 15/16, 1, 1-1/8, 1-3/16, 1-1/4, 1-3/8, 1-7/16, 1-1/2, 1-5/8+
TL1615	1/2, 5/8, 3/4, 7/8, 15/16, 1, 1-1/8, 1-3/16, 1-1/4, 1-5/16, 1-3/8, 1-7/16, 1-1/2, 1-5/8+
TL2012	1/2, 5/8, 3/4, 7/8, 15/16, 1, 1-1/8, 1-3/16, 1-1/4, 1-3/8, 1-7/16, 1-1/2, 1-5/8, 1-11/16, 1-3/4, 1-7/8, 1-15/16+, 2+
TL2517	1/2, 5/8, 3/4, 7/8, 15/16, 1, 1-1/8, 1-3/16, 1-1/4, 1-3/8, 1-7/16, 1-1/2, 1-5/8, 1-11/16, 1-3/4, 1-7/8, 1-15/16, 2, 2-1/8, 2-3/16, 2-1/4, 2-3/8+, 2-7/16+, 2-1/2+
TL2525	1-1/4, 1-2/8, 1-7/16, 1-1/2, 1-5/8, 1-3/4, 1-7/8, 1-15/16, 2, 2-1/8, 2-3/16, 2-1/4, 2-3/8+, 2-7/16+, 2-1/2+
TL3020	1-1/8, 1-3/16, 1-1/4, 1-3/8, 1-7/16, 1-1/2, 1-5/8, 1-11/16, 1-3/4, 1-7/8, 1-15/16, 2, 2-1/8, 2-3/16, 2-1/4, 2-3/8, 2-7/16, 2-1/2, 2-5/8, 2-11/16, 2-3/4, 2-7/8+, 2-15/16+, 3+
TL3030	1, 1-1/8, 1-3/16, 1-1/4, 1-3/8, 1-7/16, 1-1/2, 1-5/8, 1-11/16, 1-3/4, 1-7/8, 1-15/16, 2, 2-1/8, 2-3/16, 2-1/4, 2-3/8, 2-7/16, 2-1/2, 2-5/8, 2-11/16, 2-3/4, 2-7/8+, 2-15/16+, 3+
TL3525	1-3/16, 1-1/4, 1-3/8, 1-7/16, 1-1/2, 1-5/8, 1-11/16, 1-3/4, 1-7/8, 1-15/16, 2, 2-1/8, 2-3/16, 2-1/4, 2-5/16, 2-3/8, 2-7/16, 2-1/2, 2-5/8, 2-11/16, 2-3/4, 2-7/8, 2-15/16, 3, 3-1/8, 3-3/16, 3-1/4, 3-5/16+, 3-3/8+, 3-7/16+, 3-1/2+
TL3535	1-3/4, 1-7/8, 1-15/16, 2, 2-1/8, 2-3/16, 2-1/4, 2-3/8, 2-7/16, 2-1/2, 2-5/8, 2-11/16, 2-3/4, 2-7/8, 2-15/16, 3, 3-1/8, 3-3/16, 3-1/4, 3-3/8+, 3-7/16+, 3-1/2+
TL4030	1-7/16, 1-1/2, 1-5/8, 1-11/16, 1-3/4, 1-7/8, 1-15/16, 2, 2-1/8, 2-3/16, 2-1/4, 2-3/8, 2-7/16, 2-1/2, 2-5/8, 2-11/16, 2-3/4, 2-7/8, 2-15/16, 3, 3-1/8, 3-3/16, 3-1/4, 3-3/8, 3-7/16, 3-1/2, 3-5/8, 3-11/16, 3-3/4, 3-7/8+, 3-15/16+, 4+
TL4040	2-3/16, 2-1/4, 2-3/8, 2-7/16, 2-1/2, 2-5/8, 2-11/16, 2-3/4, 2-7/8, 2-15/16, 3, 3-1/8, 3-3/16, 3-1/4, 3-3/8, 3-7/16, 3-1/2, 3-5/8, 3-3/4+, 3-7/8+, 3-15/16+, 4+
TL4535	1-15/16, 2, 2-3/16, 2-3/8, 2-7/16, 2-5/8, 2-3/4, 2-7/8, 2-15/16, 3-1/8, 3-3/16, 3-1/4, 3-3/8, 3-7/16, 3-1/2, 3-5/8, 3-3/4, 3-7/8, 3-15/16, 4, 4-1/8, 4-3/16, 4-1/4, 4-3/8+, 4-7/16+, 4-1/2+
TL5040	2-7/16, 2-15/16, 3-3/8, 3-7/16, 3-5/8, 3-7/8, 3-15/16, 4, 4-1/8, 4-3/8, 4-7/16, 4-1/2, 4-7/8+, 4-15/16+, 5+
TL6050	4-7/16, 4-15/16, 5-7/16, 5-15/16, 6

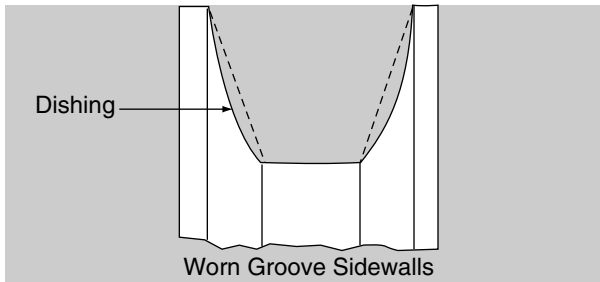
+ Furnished complete with keystack.

Proper installation techniques will assure that you get full service life and minimum downtime from your belt drives.

1. Turn machine OFF and lock out power source.
2. Remove belt guard, loosen motor mounts, and shorten center distance between sheaves. Remove old belts.
3. Inspect, repair, or replace drive components.
 - Clean oil, grease, and debris from sheaves; remove rust with a wire brush.
 - Inspect and replace damaged sheaves.

Get your money's worth from a new set of belts by checking and replacing worn or damaged sheaves. In the long run, replacement sheave cost will more than be recovered in increased belt life, reduced downtime, and lower maintenance expense. Check the following:

 - a) Worn groove sidewalls, "Dishing" should not exceed 1/32" for individual belts. With a Combo belt, dishing should not exceed 1/64". When a Combo belt rides



too low in worn sheave grooves, the tie band can be cut by the flanges between the grooves.

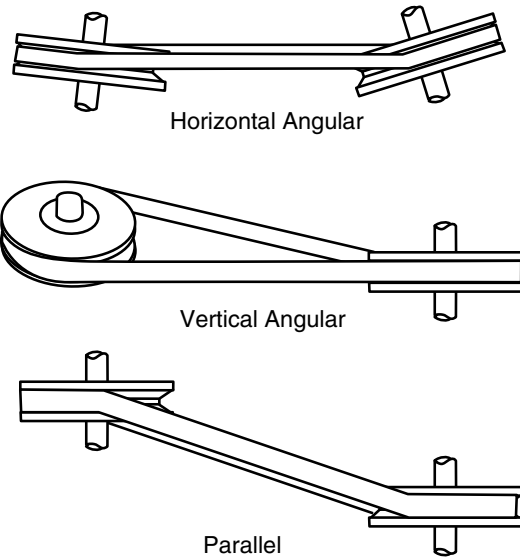
- b) Shiny sheave groove bottoms. This is a sure sign that the belt has bottomed out. The resulting slippage shortens belt life.
- c) Wobbling and/or damaged sheaves. Generally caused by improper sheave or bushing installation, wobbling and/or damaged sheaves can unbalance a drive, wear out belts rapidly, and damage bearings.
 - Check and repair worn bearings and bent shafts.

4. Select replacement belts.
 - Replace all belts on a drive with a *new* matched set from one manufacturer.
 - a) Do not mix old and new belts on a drive. A new belt will ride higher in the sheave groove and operate at a higher tension than an old belt. Running them together will damage the new belt so it cannot carry its share of the load.
 - b) Do not mix belts from different manufacturers. Because dimensions and constructions will vary, running such "mis-matched" belts will not give full service life.
 - c) Replace with correct type and cross section belt. Match "A" section belts with "A" sheave grooves, "B" to "B", etc. Do not use "B" section belts in "5V" sheaves, or vice versa. Never replace "A" or "B" belts with "4L" or "5L" fractional horsepower belts. Remember that dimensionally similar belts can have very different horsepower ratings.

5. Install new belts.
 - Loosen the drive take up and place the new belts on the sheaves. Press the belts with your hand to position the slack of each belt on the same side of the drive. If the slack is on different sides, start up loads can break belt tensile cords.
 - Do not pry or force belts on the sheave. This can break the load carrying tensile "muscle" of the belt, and the belts will break or turn over shortly after installation.
 - Take up slack until the belts fit snugly.
6. Check sheave alignment.
 - Place a straightedge or taut string across sheave faces to correct misalignment.
 - Check parallel position of shafts and correct alignment of grooves.
 - **Note:** Mount sheaves as close to bearings as possible.
7. Tension belts. (See note below.)
 - Ideal tension for a V-belt drive is the lowest tension at which a belt will not slip under peak load.
 - Tension belts, replace belt guard, run the drive for 15 minutes, and apply full load. Retighten slipping or squealing belts.
 - Retension after 24 to 48 hours, when belts will be completely seated in grooves.
 - Do not use belt dressing. If the belt slips, tighten and/or check for worn sheave grooves.

Note: Store belts in a cool, dry place out of direct sunlight.

Types of sheave and shaft misalignment



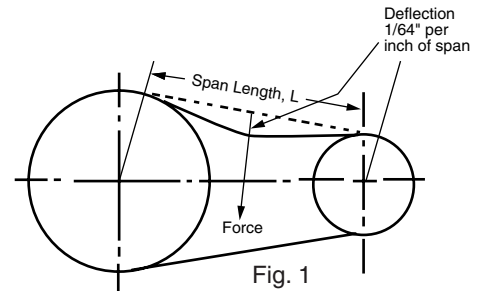
Refer to page 133 for proper tensioning, values and methods.

Refer to page 39 for tensioning and alignment tools.

The key to long, efficient, trouble-free belt operation is proper tension. If belts are too loose, the result is slippage, rapid belt and sheave wear *and* excessive “down time.” Conversely, too much tension imposes excessive strain on belts, bearings and adjacent drive components, resulting in premature wear of one or all of the drive parts. The *proper* tension is the *lowest* tension at which the belt(s) won’t slip or “squeal” under peak load.

Tensioning Procedures

1. Measure the span length (L) in Fig. 1.
2. At the center of the span (L) apply a force perpendicular to the belt measuring the force needed to deflect the belt 1/64" per inch of span length (L).
3. Compare the force required in step 2 to the recommended range(s) in the appropriate table(s). Tighten or loosen the belt tension to bring the tension into the recommended range.
4. For V-belts, run the drive for five (5) or ten (10) minutes to seat the belt and then recheck the tension.
5. For timing belts, the belt should fit snugly – neither too tight nor too loose. The “tooth grip” eliminates the need for high initial tension.



V-Belt Drives

V Belt Cross Section	Small Pulley Diameter Range (Inches)	Recommended Deflection Force (Lbs.)*		
		Initial Installation	Retensioning	
			Maximum	Minimum
A	- 3.0	3.6	3.1	2.4
	3.1 - 4.0	4.2	3.6	2.8
	4.1 - 5.0	5.2	4.6	3.5
	5.1 -	6.1	5.3	4.1
B	- 4.6	7.3	6.4	4.9
	4.7 - 5.6	8.7	7.5	5.8
	5.7 - 7.0	9.3	8.1	6.2
	7.1 -	10.0	8.8	6.8
C	- 7.0	12.5	10.7	8.2
	7.1 - 9.0	15.0	13.0	10.0
	9.1 - 12.0	18.0	16.3	12.5
	12.1 -	19.5	16.9	13.0
D	12.0 - 13.0	25.5*	22.1	17.0
	13.1 - 15.5	30.0*	26.0*	20.0
	15.6 - 22.0	32.0*	28.0*	21.5
E	18.0 - 22.0	45.0*	39.0*	30.0*
	22.1 -	52.5*	45.5*	35.0*
3L	1.5 - 2.0	1.4	1.1	0.8
	2.1 - 2.7	1.9	1.4	1.1
	2.8 - 4.0	2.5	2.0	1.5
4L	2.0 - 2.5	2.1	1.6	1.2
	2.6 - 3.5	2.4	1.8	1.4
	3.6 - 5.0	3.1	2.3	1.8
5L	3.0 - 3.5	3.2	2.5	1.9
	3.6 - 4.5	4.1	3.2	2.4
	4.6 - 6.0	5.1	3.9	3.0

* For banded belts, multiply the force in the table by the number of belts in the band.

V Belt Cross Section	Small Sheave Diameter Range (Inches)	Recommended Deflection Force (Lbs.)*		
		Initial Installation	Retensioning	
			Maximum	Minimum
3V	2.65 - 3.35	4.6	4.0	3.1
	3.65 - 4.50	5.5	4.8	3.7
	4.75 - 6.0	6.4	5.6	4.3
	6.5 - 10.6	7.3	6.4	4.9
5V	7.1 - 10.3	16.5	14.3	11.0
	10.9 - 11.8	19.5	16.9	13.0
	12.5 - 16.0	21.0	18.2	14.0
8V	12.5 - 16.0	39.0*	33.8*	26.0*
	17.0 - 20.0	45.0*	39.0*	30.0*
	21.2 - 24.4	51.0*	44.2*	34.0*
3VX	2.2 - 2.5	4.8	4.2	3.2
	2.65 - 4.75	5.7	4.9	3.8
	5.0 - 6.5	7.2	6.2	4.8
	6.9 -	8.7	7.5	5.8
5VX	- 5.5	15.0	13.0	10.0
	5.9 - 8.0	19.0	16.9	13.0
	8.5 - 10.9	21.0	18.2	14.0
	11.8 -	22.0	19.5	15.0
AX	- 3.0	5.1	4.4	3.4
	3.1 - 4.0	5.5	4.8	3.7
	4.1 - 5.0	6.0	5.2	4.0
	5.1 -	6.7	5.9	4.5
BX	- 4.6	10.0	8.7	6.7
	4.7 - 5.6	11.0	9.5	7.3
	5.7 - 7.0	11.5	9.9	7.6
	7.1 -	12.0	10.1	7.8
CX	- 7.0	18.0	15.6	12.0
	7.1 - 9.0	19.5	16.9	13.0
	9.1 - 12.0	20.0	17.6	13.5
	12.1 -	21.0	18.2	14.0
8VK	12.5 - 16.0	62.4	54.1	41.6
	17.0 - 20.0	72.0	62.4	48.0
	21.2 - 24.4	81.6	70.7	54.4

* For smaller gauges, use 1/2 the value in the table and calculate deflection distance at 1/128th inch per inch of span length.

Timing Belt Drives

Units are lbs.

Belt Size	012	019	025	031	037	050	075	100	150	200	300	400	500	600
Belt Width	1/8"	3/16"	1/4"	5/16"	3/8"	1/2"	3/4"	1"	1 1/2"	2"	3"	4"	5"	6"
MXL	Max.	.10	.15	.24	.35	.42	.62							
	Min.	.05	.09	.13	.19	.22	.33							
XL	Max.			.42	.55	.66	1.1	1.9						
	Min.			.20	.31	.37	.57	1.0						
L	Max.					1.3	2.1	2.9	4.7	6.4				
	Min.					1.0	1.5	2.2	3.4	4.7				
H	Max.						4.7	6.8	10.4	14.3	22.4			
	Min.						3.7	5.2	8.2	11.2	17.6			
XH	Max.								17.7	27.9	39.7	51.0	62.2	
	Min.								16.3	25.8	36.7	47.0	57.3	
XXH	Max.									40.5	63.9	90.7	117.2	142.1
	Min.									21.5	34.0	48.1	62.3	75.2

Rib Ace® Drives

Belt Cross Section	Small Sheave Diameter Range	Force "F" Lbs./Rib
J	1.32 - 1.67	0.4
J	1.77 - 2.20	0.5
J	2.36 - 2.95	0.6
L	2.95 - 3.74	1.7
	3.94 - 4.92	2.1
	5.20 - 6.69	2.5
M	7.09 - 8.82	6.4
M	9.29 - 11.81	7.7
M	12.40 - 15.75	8.8

For tensioning information on STS and HT constructions refer to pages 72 and 77.

For complete drive installation, maintenance and troubleshooting instructions, request Bando publication BU-106 (V-Belt and Timing Belt Installation and Maintenance) or download Publication BU-106 at www.BANDOUSA.com.

This chart identifies solutions to common problems you may encounter if belt drives aren't properly designed, installed or maintained. Once problems have been identified and corrected, your Bando belt drives will give you efficient performance and economical service.

<u>Problem</u>	<u>Cause</u>	<u>Solution</u>	<u>Problem</u>	<u>Cause</u>	<u>Solution</u>
V-Belts					
Short Belt Life Short life - no visible reason	Worn or damaged grooves	Replace sheaves	Vibration	Incorrectly placed flat idler pulley	Align idler on slack side close to driver
	Underdesigned drive	Redesign drive		Distance between shafts too long	Install idler
	Tensile cords damaged from incorrect installation	Replace belts with a new matched set. Follow installation instructions on page 132		Belt lengths uneven	Replace with a new matched set of belts
	Wrong type or cross section belt	Replace with correct belt		Belts too loose	Retension
Separation of cover plies. Soft, stick swollen side-walls.	Oil or grease	Remove source of oil or gease and clean belts with detergent and water	Belt Turnover	Vibration and shock loads cause belts to jump and whip	Use Bando Combo
Separation of cover plies. Dry, hard side-walls. Cracked bottom	High temperatures	Remove heat source and/or improve ventilation		Debris in grooves	Clean grooves and protect drive with guard
Cracked belt bottom	Sheaves too small	Redesign drive		Misaligned sheaves	Realign sheaves
	Backside idler pulley too small	Redesign drive		Tensile cord broken from incorrect installation	Replace belts with a new matched set. Follow installation instructions on page 132
	Slippage	Retension drive		Incorrectly placed flat idler pulley	Align idler on slack side close to driver
Broken belts	Excessive tension	Reduce tension		Worn sheave grooves	Replace sheaves
	Objects hitting belts	Protect drive with guard	Hot Bearings		
Belt cut on bottom	Belt ran off sheave	Check tension and alignment	Overtensioned drive	Worn sheave grooves, belts bottom out	Replace sheaves and retension
	Improper installation	Follow installation instructions on page 132	Undertensioned drive	Slippage	Retension drive
Belt deterioration	Belt dressing	Never use belt dressing. Clean belt with detergent and water	Sheaves too far out on shaft	Design error or obstruction problem	Redesign and place sheaves as close as possible to bearings
Extreme cover wear, worn corners	Belt rubs on guard	Align drive to give proper clearance	Bad bearings	Design error or poor maintenance	Redesign and/or maintain correctly
	Dusty environment	Clean belt and protect guard	Sheaves too small	Design error	Redesign drive
	Sheaves rusted; sheaves have sharp corners or burrs	Clean rust from sheaves; file down sharp corners and burrs	Timing Belts		
Spin burns	Slippage	Retension drive	Cracks on backing	Low temperatures	Increase temperature or check with Bando for special construction belt
	Slippage	Retension drive		High temperatures	Cool drive or check with Bando for special construction belt
	Underdesigned drive	Redesign drive	Softening of backing	Exposure to oil	Remove source of oil or check with Bando for special construction belt
	Water or oil	Clean belt and protect guard	Tensile or tooth shear failure	Small pulley diameter	Redesign drive
Belt Stretch				Less than 6 teeth-in-mesh	Increase teeth-in-mesh or use smaller pitch belt
Equal stretch	Underdesigned or overloaded drive	Redesign drive		Excessive load	Redesign drive
	Insufficient take up allowance	Check drive design manual	Noise	Misalignment	Realign drive
Unequal stretch	Misaligned drive	Realign and retension drive		Excessive tension	Reduce tension
	Tensile cord broken from incorrect installation	Replace belts with a new matched set. Follow installation instructions on page 132		Small pulleys	Redesign drive
Belt Noise				Excessive load	Redesign drive
	Slippage	Retension drive	Excessive edge wear	Misalignment or non-rigid centers	Realign and reinforce mounting
Improper Drive Speed			Excessive wear on tooth fabric	Overtensioned or underdesigned drive	Reduce tension or redesign
	Design error	Redesign drive			

Refer to page 132 for proper V-belt installation.



Standard Specification	Belt Cross Section	Bando	MBL	Carlisle	Optibelt	Goodyear	Thermod	Gates
Classical Multiple V-Belt RMA IP-20	A, B, C, D, E	Power King	Conventional	Super Blue Ribbon	Optibelt VB	Hy-T	Prime Mover Plus	Hi-Power II
	B, C, D Banded	Power King Combo	Conventional Banded	Super Vee-Band	Optibelt KB Kraftband	Torque Team	Prime Mover Plus Banded	Hi-Power II Power Band
	AX, BX CX, DX	Power King Cog	Raw Edge Cogged	Gold Label Cog-Belt	Optibelt Super TX M-S	Torque Flex	Prime Mover Cog	Tri-Power Molded Notch
	BX, CX, DX Banded			Gold Label Cog Band		Torque Team	Cog Banded	
Narrow Multiple V-Belt RMA IP-22	3V, 5V, 8V	Power Ace	Maxstar Wedge	Power Wedge	Optibelt-SK	Hy-T Wedge	Maxi Power	Super HC
	3V, 5V, 8V Banded	Power Ace Combo	Maxstar Wedge Banded	Wedge-Band	Optibelt-KB Kraftband	Hy-T Wedge Torque Team	Maxi Power Banded	Super HC Power Band
	3VX, 5VX, 8VX	Power Ace Cog	Maxstar Wedge Supreme	Power-Wedge Cog	Optibelt Super TX MS = S	Hy-T Wedge Cog	Maxi Power Cog	Super HC Molded Notch
	3VX, 5VX, 8VX Banded	Power Ace Cog Combo	Maxistart Wedge Supreme (5VX Only)			Torque Team Wedge	Maxi Power Cog Banded	Super HC Molded Notch Power Band
Light Duty (FHP) V-Belt RMA IP-23	2L, VC, DC 3L, 4L, 5L	Duraflex GL	FHP	Durapower	Optibelt-LD	FHP	FHP Glasstex	Truflex
Double-V Hex Belts RMA IP-21	AA, BB, CC, DD	Double V	Double	Double Angle	Optibelt-DK	Hex	Hex (Double V)	Hi-Power II Dubl-V
Variable Speed V-Belts RMA IP-25	12 Cross Sections	Power Max	Vari-Star	Variable Speed Cog	Optibelt Super VX	Variable Speed	Variable Speed	Multi-Speed
V-Rib Belts RMA IP-26	H, J, K, L, M	Rib Ace	Ribstar	Poly-Rib	Optibelt-RB	Poly-V	Multi-Ribbed	Micro-V
Synchronous Belts RMA IP-24	MXL, XL, L H, XH, XXH	Synchro-Link	Three Stars Timing	Synchro-Cog	Optibelt-2R	Positive Drive	Grip-Tite	Power Grip
	DMXL, DXL, DL, DH	Synchro-Link Double-Sided	Three Stars Dual Timing	Synchro-Cog Dual	Optibelt-2R DL	Dual Positive Drive	Grip-Tite Dual	Power Grip Twin Power
	3M, 5M, 8M, 14M	Synchro-Link HT Synchro-Link XP Synchro-Link KPS	High Torque Timing	Synchro-Cog Panther	Optibelt-HTD Omega	White Hawk Black Hawk HPPD	Grip-Tite HT	Power Grip HTD Poly-Chain GT
	S2M, S3M, S4.5M, S5M, S8M, S14M	Synchro-Link STS				Super Torque PD		
Synchronous Belts DIN 7721	T2, T2.5, T10, T20, AT3, AT5, AT10, AT20	Synchro-Link Polyurethane				Optibelt ZRM		
	DT2.5, DT5 DT10, DT20	Synchro-Link Double-Sided Polyurethane				Optibelt ZRM-DL		
Single Match System		BAN/SET	Set Free	Chek-Mate	S = C	Matchmaker	Sure-Set	V-80

Torque to horsepower conversion

Load requirements for a drive may be given in terms of torque (turning effort) rather than horsepower. For drive design purposes, use the formulas below to convert torque (expressed as pound-inches or pound-feet) to horsepower. Be sure to use the rpm of the shaft for which the torque is known, and do not mix the torque of one shaft with the rpm of another shaft.

$$\text{Horsepower} = \frac{(\text{Torque, pound-inches}) (\text{rpm})}{63,025}$$

$$\text{Horsepower} = \frac{(\text{Torque, pound-feet}) (\text{rpm})}{5,252}$$

Power to or from machinery

Without accurate horsepower requirement data for a drive, the formulas below may be used. Efficiency must be known or estimated to use these formulas, and is shown as a decimal (i.e. if a pump is 75% efficient, use .75 in the formula). When a drive is providing power to a pump or generator, estimate a low efficiency for the driveN machine. For power input to a drive from a motor or turbine, estimate a high efficiency for the driveR machine.

A.C. Machinery

$$\text{Kilowatts} = \frac{(\text{volts}) (\text{amps}) (\text{pf})}{Y}$$

Where: pf = power factor
Single phase: Y = 1000
Three phase: Y = 577

Power required for generator/alternator

$$\text{Horsepower} = \frac{(\text{volts}) (\text{amps}) (\text{pf})}{(Z) (\text{eff})}$$

Where: eff = overall mechanical and electrical efficiency
pf = power factor
Single phase: Z = 746
Three phase: Z = 431

Power from motor

$$\text{Horsepower} = \frac{(\text{volts}) (\text{amps}) (\text{pf}) (\text{eff})}{Z}$$

Where: eff = overall mechanical and electrical efficiency
pf = power factor
Single phase: Z = 746
Three phase: Z = 431

D.C. Machinery

$$\text{Kilowatts} = \frac{(\text{volts}) (\text{amps})}{1000}$$

Power required for generator

$$\text{Horsepower} = \frac{(\text{volts}) (\text{amps})}{(746) (\text{eff})}$$

Where: eff = overall mechanical and electrical efficiency

Power from motor

$$\text{Horsepower} = \frac{(\text{volts}) (\text{amps})}{(746)}$$

Where: eff = overall mechanical and electrical efficiency

Hydraulic Machinery

Power required by pumps

$$\text{Horsepower} = \frac{(Q) (P)}{1714 (\text{eff})}$$

Where: Q = flow rate, gal./min.
P = discharge pressure for pumps, inlet pressure for turbines, lb./sq. in.
eff. = overall mechanical and hydraulic efficiency

Power from turbine

$$\text{Horsepower} = \frac{(Q) (P) (\text{eff})}{1714}$$

Where: Q = flow rate, gal./min.
P = discharge pressure for pumps, inlet pressure for turbines, lb./sq. in.
eff. = overall mechanical and hydraulic efficiency

V-Belt Tension Formulas

Effective Pull

$$T_1 - T_2 = 33,000 \left(\frac{HP}{V} \right)$$

Where: T₁ = tight side tension, pounds
T₂ = slack side tension, pounds
HP = design horsepower
V = belt speed, feet per minute

$$T_1 + T_2 = 33,000 (2.5-G) \left(\frac{HP}{GV} \right)$$

Where: T₁ = tight side tension, pounds
T₂ = slack side tension, pounds
HP = design horsepower
V = belt speed, feet per minute
G = arc of contact correction factor

Tension Ratio

$$T_1/T_2 = \frac{1}{1-0.8G} \quad (\text{Also, } T_1/T_2 = e^K)$$

Where: T₁ = tight side tension, pounds
T₂ = slack side tension, pounds
G = arc of contact correction factor
e = base of natural logarithms
K = .51230, a constant for V-belt drive design
q = arc of contact in radians

Tight Side Tension

$$T_1 = 41,250 \left(\frac{HP}{GV} \right)$$

Where: T₁ = tight side tension, pounds
HP = design horsepower
V = belt speed, feet per minute
G = arc of contact correction factor

Slack Side Tension

$$T_2 = 33,000 (1.25-G) \left(\frac{HP}{GV} \right)$$

Where: T₂ = slack side tension, pounds
HP = design horsepower
V = belt speed, feet per minute
G = arc of contact correction factor

Belt Speed

$$V = \frac{PD (\text{rpm})}{3.82} = (PD) (\text{rpm}) (.262)$$

Where: V = belt speed, feet per minute
PD = pitch diameter of sheave or pulley
rpm = revolutions/minute of the same sheave or pulley